信頼性保証書

試験番号：100523

表　　題：ビニルトリメトキシシランのラットを用いる経口投与による反復投与毒性・生殖発生毒性併合試験

当試験に関して，2004年8月5日から2005年12月8日にかけて調査を実施し，その結果は運営管理者及び試験責任者に報告した．

当試験が「新規化学物質等に係る試験を実施する試験施設に関する基準」(平成15年11月21日，薬食発第1121003号，平成15・11・17製局第3号，環保企発第031121004号)及びOECD PRINCIPLES OF GOOD LABORATORY PRACTICE(OECD化学物質の安全性試験の実施に関する基準)に従って実施され，この最終報告書には試験の方法が正確に記載され，かつ生データが正確に反映されていることを保証する．

（調査の状況は，別紙1及び2のとおりである．）

2005 年 12 月 8 日

株式会社日本バイオリサーチセンター　羽島研究所

信頼性保証部門責任者 [redacted]

別紙 1

調査の状況

調 査 項 目	調査実施日	調査結果の報告日
1. 試験計画書及び主計画表	2004年 8月 5日	2004年 8月 5日
2. コンピュータプロトコール	2004年 8月23日	2004年 8月23日
3. 動物の受け入れ	2004年 8月25日	2004年 8月25日
4. 被験物質の管理	2004年 9月14日	2004年 9月17日
5. 検体の調製	2004年 9月14日	2004年 9月17日
6. 群分け及び個体識別(試験群雄・雌)	2004年 9月15日	2004年 9月17日
7. 投与(試験群雄・雌)	2004年 9月15日	2004年 9月17日
8. 動物飼育管理(試験群雄・雌)	2004年 9月15日	2004年 9月17日
9. 投与(回復群雌)	2004年 9月16日	2004年 9月17日
10. 尿検査(試験群雄・雌)	2004年 9月16日 ～ 9月17日	2004年 9月17日
11. 体重測定・摂餌量測定(試験群雄・雌)	2004年 9月22日	2004年 9月22日
12. 一般状態観察(試験群雄・雌)	2004年 9月22日	2004年 9月22日
13. 行動機能(FOB)観察(試験群雌)	2004年 9月22日	2004年 9月22日
14. 同居	2004年 9月29日	2004年10月 4日
15. 交尾確認	2004年 9月30日	2004年10月 4日
16. 体重測定・摂餌量測定(回復群雌)	2004年 9月30日	2004年10月 4日
17. 行動機能(FOB)観察(回復群雌)	2004年 9月30日	2004年10月 4日
18. 体重測定・摂餌量測定(試験群雌)	2004年10月 4日	2004年10月 4日
19. 投与(試験群雌)	2004年10月 4日	2004年10月 4日
20. 動物飼育管理(試験群雌)	2004年10月 4日	2004年10月 4日
21. 行動機能(FOB)観察(試験群雌)	2004年10月 4日	2004年10月 4日
22. 試験計画書変更書(No. 1)	2004年10月 5日	2004年10月 5日
23. 尿検査(投与期間終了前・雄)	2004年10月21日 ～10月22日	2004年10月25日
24. 分娩	2004年10月22日	2004年10月25日
25. 体重測定・摂餌量測定(試験群雌)	2004年10月24日	2004年10月25日
26. 自発運動量測定(投与 40 日・雄)	2004年10月24日	2004年10月25日
27. 行動機能(FOB)観察(投与 41 日・雄)	2004年10月25日	2004年10月26日
28. 感覚反応検査(投与 41 日・雄)	2004年10月25日	2004年10月26日
29. 握力測定(投与 41 日・雄)	2004年10月25日	2004年10月26日
30. 行動機能(FOB)観察(哺育 3 日，試験群雌)	2004年10月26日	2004年10月26日
31. 感覚反応検査(哺育 3 日，試験群雌)	2004年10月26日	2004年10月26日
32. 握力測定(哺育 3 日，試験群雌)	2004年10月26日	2004年10月26日
33. 自発運動量測定(哺育 4 日，試験群雌)	2004年10月26日	2004年10月26日
34. 体重測定・摂餌量測定(雄)	2004年10月27日	2004年10月27日
35. 一般状態観察(雄)	2004年10月27日	2004年10月27日
36. 剖検(新生児 F_1)	2004年10月27日	2004年10月27日
37. 剖検(最終投与の翌日・雄)	2004年10月27日	2004年10月27日

別紙 2

調査の状況

調　査　項　目	調査実施日	調査結果の報告日
38. 血液学検査(最終投与の翌日・雄)	2004年10月27日	2004年10月27日
39. 血液生化学検査(最終投与の翌日・雄)	2004年10月27日	2004年10月27日
40. 尿検査(哺育 5～6 日，試験群雌)	2004年10月27日 ～10月28日	2004年10月29日
41. 投与(試験群雌)	2004年10月28日	2004年10月29日
42. 動物飼育管理(試験群雌)	2004年10月28日	2004年10月29日
43. 体重測定・摂餌量測定(回復群雌)	2004年10月28日	2004年10月29日
44. 一般状態観察(回復群雌)	2004年10月28日	2004年10月29日
45. 剖検(哺育 7 日，試験群雌)	2004年10月29日	2004年10月29日
46. 尿検査(回復期間終了前・雄)	2004年11月 4日 ～11月 5日	2004年11月 8日
47. 尿検査(回復群雌)	2004年11月 5日 ～11月 6日	2004年11月 8日
48. 剖検(回復期間終了後・雄)	2004年11月10日	2004年11月11日
49. 剖検(回復群雌)	2004年11月11日	2004年11月11日
50. 血液学検査(回復群雌)	2004年11月11日	2004年11月11日
51. 血液生化学検査(回復群雌)	2004年11月11日	2004年11月11日
52. 標本作製(病理：切り出し)	2004年11月15日	2004年11月15日
53. 標本作製(病理：薄切)	2004年11月17日	2004年11月17日
54. 生データ	2005年 3月10日 ～ 3月31日	2005年 4月14日
55. 標本	2005年 3月31日	2005年 4月14日
56. 最終報告書(一次案)	2005年 4月 1日 ～ 4月13日	2005年 4月14日
57. 生データ(再調査)	2005年 4月22日	2005年 4月22日
58. 最終報告書(一次案)(再調査)	2005年 4月22日	2005年 4月22日
59. 最終報告書	2005年12月 8日	2005年12月 8日

最終報告書作成者署名

試験番号：100523

表　　題：ビニルトリメトキシシランのラットを用いる経口投与による反復投与毒性・生殖発生毒性併合試験

2005 年 12 月 8 日

株式会社日本バイオリサーチセンター　羽島研究所

試験責任者 [redacted]

被験物質名：ビニルトリメトキシシラン(CAS No.2768-02-7)

試　験　系：Crj:CD(SD)IGS 雌雄ラット(SPF)

試験委託者：厚生労働省　医薬食品局審査管理課　化学物質安全対策室
東京都千代田区霞が関1丁目2番2号

試験施設：株式会社日本バイオリサーチセンター　羽島研究所
岐阜県羽島市福寿町間島6丁目104番地

試験目的：当試験は，ビニルトリメトキシシランが継続的に人に摂取された場合の健康への影響を推定するために，ビニルトリメトキシシランを雌雄ラットに反復経口投与し，毒性学的影響を検討するとともに，性腺機能，交尾行動，受胎及び分娩などの雌雄動物の生殖行動に及ぼす影響を検討した．

準拠したガイドライン：
OECD Guideline for Testing of Chemicals for Combined Repeat Dose Toxicity Study with the Reproduction/Developmental Toxicity Screening Test (422)

遵守したGLP：
新規化学物質等に係る試験を実施する試験施設に関する基準
(平成15年11月21日，薬食発第1121003号，平成15・11・17製局第3号，環保企発第031121004号)
OECD PRINCIPLES OF GOOD LABORATORY PRACTICE
(OECD化学物質の安全性試験の実施に関する基準)

遵守した動物の福祉に関する法令など：
「動物の愛護及び管理に関する法律」(昭和48年10月1日法律第105号，平成11年12月22日改正)，「実験動物の飼養及び保管等に関する基準」(昭和55年3月27日総理府告示第6号，平成14年5月28日一部改正)及び「動物実験に関する指針」(昭和62年5月22日社団法人日本実験動物学会)

試験開始日：2004年8月4日

試験終了日：2005年12月8日

試験実施日：

雄動物入手日	2004年 8月25日
雌動物入手日	2004年 8月25日
実験開始日(雌雄試験群の投与開始日)	2004年 9月15日
雌回復群の投与開始日	2004年 9月16日
交配開始日	2004年 9月29日
新生児の剖検開始日	2004年10月26日
雄投与終了時の剖検日	2004年10月27日
母動物の剖検開始日	2004年10月29日
雄回復期間終了時の剖検日	2004年11月10日
雌回復群の剖検日	2004年11月11日
臨床検査標本観察終了日	2004年11月26日
実験終了日(病理組織所見最終化日)	2005年 2月 9 日

資料，標本及び被験物質の保存場所：

当試験の実施により得られたすべての資料及び標本並びに保存すべき被験物質は，最終報告書提出後 10 年間は株式会社日本バイオリサーチセンター　羽島研究所の資料保管室，標本保管室及び被験物質保管室に保存する．その後は，試験委託者と協議の上で決定する．

試験計画書に従わなかったこと：

1)　被験物質冷蔵保管庫の温度の許容範囲は SOP で 2～8 ℃としていたが，試験開始前の逸脱が2004年3月3日の午後1時16分頃～午後7時13分頃(最低1.4℃)，2004年4月25日の午前9時00分頃(最高8.2℃)，2004年6月14日の正午頃～午後6時00分頃(最高12.0 ℃)及び2004年7月4日の午後2時20分頃～午後8時40分頃(最高12.0℃)に認められた．しかし，温度の逸脱幅はいずれもわずかであること，その他の期間の温度は 2～8 ℃であり，許容範囲内であることから，試験に使用しても問題ないと判断した．

2)　被験物質冷蔵保管庫の温度の試験開始後の逸脱は，2004年9月15日の午前11時00分頃～午前11時45分頃(最高12.0 ℃)及び2004年9月23日の午後11時20分頃(最低 1.8 ℃)に認められた．しかし，温度の逸脱幅はいずれもわずかであること，その他の期間の温度は 2～8 ℃であり，許容範囲内であること，投与期間終了後に実施した被験物質の再分析において異常はみられなかったことから，試験成績への影響はないと判断した．

3)　投与検体を保管した被験物質冷蔵保管庫の温度の許容範囲は 2～8 ℃としていたが,温度の逸脱が2004年10月11日の午前8時15分頃～午前8時30分頃(最高8.4℃)に認められた．しかし，温度の逸脱幅はわずかであること，その他の期間の温度は 2～8 ℃であり，許容範囲内であることから，試験成績への影響はないと判断した．

4) 動物飼育室の湿度の許容範囲は 40～70%としていたが，逸脱が2004年9月23日の午後10時55分～午後11時35分(最高71%)に認められた．しかし，湿度の逸脱幅はわずかであること及びその逸脱時間は短いこと，その他の飼育期間の湿度は41～70%であり，許容範囲内であることから，試験成績への影響はないと判断した．

5) 投与時刻は，午前9時00分から午後2時00分としていたが，自発運動量測定日の投与は午後2時00分までに終了せず，最大1時間遅れて午後3時00分に終了した．これは，自発運動量測定のスケジュールに合わせたためであり，逸脱時間はわずかであることから，試験成績への影響はないと判断した．

6) 腟の病理組織学検査において，1000 mg/kg群でその標本中に作製された尿道に変化が認められたため,雌雄とも可能な限り尿道の病理組織学検査を追加した．

7) 1000 mg/kg 群では，交配相手雄が交配期間中に死亡したため，雌動物 No. F04451の交配相手雄は交配1日から雄動物No. M04405，雌動物No. F04462の交配相手雄は交配4日から雄動物No. M04407とした．交配期間に死亡例が発現したための処置であり，試験成績への影響はないと判断した．

その他には，当試験では試験計画書に従わなかったことはなかった．

予見することができなかった試験の信頼性に影響を及ぼす疑いのある事態：

当試験の実施期間中に，予見することができなかった試験の信頼性に影響を及ぼす疑いのある事態は認められなかった．

試験従事者及び業務分担

試 験 責 任 者：[redacted]

（試験計画書の作成，試験実施の指示，剖検，データの確認，
最終報告書の作成）

試 験 従 事 者：[redacted]

（検体の投与，一般状態観察，動物の一般飼育管理，FOB，感覚反応検査，
握力測定，自発運動量測定）

[redacted]

（剖検，病理組織標本作製，病理組織学検査）

[redacted]

（尿検査，血液学検査，血液生化学検査）

[redacted]

（被験物質の管理，投与検体の調製）

[redacted]

（投与検体中の被験物質濃度測定）

[redacted]

（統計解析）

目次

要約	·····	18
緒言	·····	21
方法	·····	21
1．被験物質及び媒体	·····	21
2．投与検体及び濃度確認	·····	21
3．使用動物及び飼育条件	·····	22
4．投与経路，投与方法，群構成，投与量及び投与期間	·····	23
5．観察及び検査項目	·····	24
6．統計解析	·····	33
結果	·····	34
Ⅰ．反復投与毒性	·····	34
1．一般状態	·····	34
2．体重	·····	35
3．摂餌量	·····	35
4．行動機能(FOB)	·····	36
5．感覚反応	·····	36
6．握力	·····	36
7．自発運動量	·····	37
8．尿検査	·····	37
9．血液学検査	·····	39
10．血液生化学検査	·····	39
11．剖検	·····	40
12．器官重量	·····	41
13．病理組織学検査	·····	42
Ⅱ．生殖発生毒性	·····	45
1．親動物の生殖発生	·····	45
2．児動物(F_1)	·····	46
考察	·····	47
文献	·····	50

Attachment, Table, Fig. 及び Appendix の目次

Attachment 1-1 ~1-2	Stability of silane, ethenyltrimethoxy- in test preparations	····· 51~ 52
Attachment 2	Concentrations of silane, ethenyltrimethoxy- in dosing preparations at the start of administration	····· 53
Attachment 3	Concentrations of silane, ethenyltrimethoxy- in dosing preparations at the end of administration	····· 54
Table 1-1 ~1-5	General signs of male rats in combined repeat dose and reproductive/developmental toxicity screening test of silane, ethenyltrimethoxy- by oral administration	····· 55~ 59
Table 2-1 ~2-2	General signs of female rats in combined repeat dose and reproductive/developmental toxicity screening test of silane, ethenyltrimethoxy- by oral administration	····· 60~ 61
Table 3-1 ~3-2	General signs of dams during pregnancy in combined repeat dose and reproductive/developmental toxicity screening test of silane, ethenyltrimethoxy- by oral administration	····· 62~ 63
Table 4	General signs of dams during lactation in combined repeat dose and reproductive/developmental toxicity screening test of silane, ethenyltrimethoxy- by oral administration	····· 64
Table 5-1 ~5-5	General signs of female rats (recovery group) in combined repeat dose and reproductive/developmental toxicity screening test of silane, ethenyltrimethoxy- by oral administration	····· 65~ 69
Table 6	Body weights of male rats in combined repeat dose and reproductive/developmental toxicity screening test of silane, ethenyltrimethoxy- by oral administration	····· 70
Table 7	Body weights of female rats in combined repeat dose and reproductive/developmental toxicity screening test of silane, ethenyltrimethoxy- by oral administration	····· 71
Table 8	Body weights of dams during pregnancy in combined repeat dose and reproductive/developmental toxicity screening test of silane, ethenyltrimethoxy- by oral administration	····· 72
Table 9	Body weights of dams during lactation in combined repeat dose and reproductive/developmental toxicity screening test of silane, ethenyltrimethoxy- by oral administration	····· 73
Table 10	Body weights of female rats (recovery group) in combined repeat dose and reproductive/developmental toxicity screening test of silane, ethenyltrimethoxy- by oral administration	····· 74
Table 11	Food consumption of male rats in combined repeat dose and reproductive/developmental toxicity screening test of silane, ethenyltrimethoxy- by oral administration	····· 75

Table 12	Food consumption of female rats in combined repeat dose and reproductive/developmental toxicity screening test of silane, ethenyltrimethoxy- by oral administration	····· 76
Table 13	Food consumption of dams during pregnancy in combined repeat dose and reproductive/developmental toxicity screening test of silane, ethenyltrimethoxy- by oral administration	····· 77
Table 14	Food consumption of dams during lactation in combined repeat dose and reproductive/developmental toxicity screening test of silane, ethenyltrimethoxy- by oral administration	····· 78
Table 15	Food consumption of female rats (recovery group) in combined repeat dose and reproductive/developmental toxicity screening test of silane, ethenyltrimethoxy- by oral administration	····· 79
Table 16 -1～16-6	FOB of male rats in combined repeat dose and reproductive/developmental toxicity screening test of silane, ethenyltrimethoxy- by oral administration	····· 80～ 85
Table 17 -1～17-6	FOB of female rats in combined repeat dose and reproductive/developmental toxicity screening test of silane, ethenyltrimethoxy- by oral administration	····· 86～ 91
Table 18 -1～18-6	FOB of female rats (recovery group) in combined repeat dose and reproductive/developmental toxicity screening test of silane, ethenyltrimethoxy- by oral administration	····· 92～ 97
Table 19	Sensory response of male rats on termination of administration period in combined repeat dose and reproductive/developmental toxicity screening test of silane, ethenyltrimethoxy- by oral administration	····· 98
Table 20	Sensory response of female rats on termination of administration period in combined repeat dose and reproductive/developmental toxicity screening test of silane, ethenyltrimethoxy- by oral administration	····· 99
Table 21	Grip strength of male rats on termination of administration period in combined repeat dose and reproductive/developmental toxicity screening test of silane, ethenyltrimethoxy- by oral administration	····· 100
Table 22	Grip strength of female rats on termination of administration period in combined repeat dose and reproductive/developmental toxicity screening test of silane, ethenyltrimethoxy- by oral administration	····· 101
Table 23	Spontaneous motor activity of male rats on termination of administration period in combined repeat dose and reproductive/developmental toxicity screening test of silane, ethenyltrimethoxy- by oral administration	····· 102

Table 24	Spontaneous motor activity of female rats on termination of administration period in combined repeat dose and reproductive/developmental toxicity screening test of silane, ethenyltrimethoxy- by oral administration	····· 103
Table 25 -1～25-2	Urinary examination of male rats on Day 2 of administration in combined repeat dose and reproductive/developmental toxicity screening test of silane, ethenyltrimethoxy- by oral administration	····· 104～105
Table 26 -1～26-2	Urinary examination of female rats on Day 2 of administration in combined repeat dose and reproductive/developmental toxicity screening test of silane, ethenyltrimethoxy- by oral administration	····· 106～107
Table 27 -1～27-2	Urinary examination of male rats after dosing on Day 3 of administration in combined repeat dose and reproductive/developmental toxicity screening test of silane, ethenyltrimethoxy- by oral administration	····· 108～109
Table 28 -1～28-2	Urinary examination of female rats after dosing on Day 3 of administration in combined repeat dose and reproductive/developmental toxicity screening test of silane, ethenyltrimethoxy- by oral administration	····· 110～111
Table 29 -1～29-2	Urinary examination of male rats on termination of administration period in combined repeat dose and reproductive/developmental toxicity screening test of silane, ethenyltrimethoxy- by oral administration	····· 112～113
Table 30 -1～30-2	Urinary examination of female rats on termination of administration period in combined repeat dose and reproductive/developmental toxicity screening test of silane, ethenyltrimethoxy- by oral administration	····· 114～115
Table 31 -1～31-2	Urinary examination of male rats after dosing on termination of administration period in combined repeat dose and reproductive/developmental toxicity screening test of silane, ethenyltrimethoxy- by oral administration	····· 116～117
Table 32 -1～32-2	Urinary examination of female rats after dosing on termination of administration period in combined repeat dose and reproductive/developmental toxicity screening test of silane, ethenyltrimethoxy- by oral administration	····· 118～119
Table 33 -1～33-2	Urinary examination of male rats on termination of recovery period in combined repeat dose and reproductive/developmental toxicity screening test of silane, ethenyltrimethoxy- by oral administration	····· 120～121
Table 34 -1～34-2	Urinary examination of female rats on termination of recovery period in combined repeat dose and reproductive/developmental toxicity screening test of silane, ethenyltrimethoxy- by oral administration	····· 122～123

Table 35 Hematological examination of male rats on termination of administration period in combined repeat dose and reproductive/developmental toxicity screening test of silane, ethenyltrimethoxy- by oral administration ····· 124

Table 36 Hematological examination of female rats on termination of administration period in combined repeat dose and reproductive/developmental toxicity screening test of silane, ethenyltrimethoxy- by oral administration ····· 125

Table 37 Hematological examination of male rats on termination of recovery period in combined repeat dose and reproductive/developmental toxicity screening test of silane, ethenyltrimethoxy- by oral administration ····· 126

Table 38 Hematological examination of female rats on termination of recovery period in combined repeat dose and reproductive/developmental toxicity screening test of silane, ethenyltrimethoxy- by oral administration ····· 127

Table 39 Blood chemical examination of male rats on termination of administration period in combined repeat dose and reproductive/developmental toxicity screening test of silane, ethenyltrimethoxy- by oral administration ····· 128

Table 40 Blood chemical examination of female rats on termination of administration period in combined repeat dose and reproductive/developmental toxicity screening test of silane, ethenyltrimethoxy- by oral administration ····· 129

Table 41 Blood chemical examination of male rats on termination of recovery period in combined repeat dose and reproductive/developmental toxicity screening test of silane, ethenyltrimethoxy- by oral administration ····· 130

Table 42 Blood chemical examination of female rats on termination of recovery period in combined repeat dose and reproductive/developmental toxicity screening test of silane, ethenyltrimethoxy- by oral administration ····· 131

Table 43 Necropsy findings of dead male rats in combined repeat dose and reproductive/developmental toxicity screening test of silane, ethenyltrimethoxy- by oral administration ····· 132

Table 44 Necropsy findings of dead female rats in combined repeat dose and reproductive/developmental toxicity screening test of silane, ethenyltrimethoxy- by oral administration ····· 133

Table 45 Necropsy findings of male rats on termination of administration period in combined repeat dose and reproductive/developmental toxicity screening test of silane, ethenyltrimethoxy- by oral administration ····· 134

Table 46 Necropsy findings of female rats on termination of administration period in combined repeat dose and reproductive/developmental toxicity screening test of silane, ethenyltrimethoxy- by oral administration ····· 135

Table 47 Necropsy findings of male rats on termination of recovery period in combined repeat dose and reproductive/developmental toxicity screening test of silane, ethenyltrimethoxy- by oral administration ····· 136

Table 48 Necropsy findings of female rats on termination of recovery period in combined repeat dose and reproductive/developmental toxicity screening test of silane, ethenyltrimethoxy- by oral administration ····· 137

Table 49 Organ weights of male rats on termination of administration period in combined repeat dose and reproductive/developmental toxicity screening test of silane, ethenyltrimethoxy- by oral administration ····· 138

Table 50 Organ weights of female rats on termination of administration period in combined repeat dose and reproductive/developmental toxicity screening test of silane, ethenyltrimethoxy- by oral administration ····· 139

Table 51 Organ weights of male rats on termination of recovery period in combined repeat dose and reproductive/developmental toxicity screening test of silane, ethenyltrimethoxy- by oral administration ····· 140

Table 52 Organ weights of female rats on termination of recovery period in combined repeat dose and reproductive/developmental toxicity screening test of silane, ethenyltrimethoxy- by oral administration ····· 141

Table 53 Histopathological findings of dead male rats in combined repeat dose and reproductive/developmental toxicity screening test of silane, ethenyltrimethoxy- by oral administration ····· 142

Table 54 Histopathological findings of dead female rats in combined repeat dose and reproductive/developmental toxicity screening test of silane, ethenyltrimethoxy- by oral administration ····· 143

Table 55 Histopathological findings of male rats on termination of administration period in combined repeat dose and reproductive/developmental toxicity screening test of silane, ethenyltrimethoxy- by oral administration ····· 144

Table 56 Histopathological findings of female rats on termination of administration period in combined repeat dose and reproductive/developmental toxicity screening test of silane, ethenyltrimethoxy- by oral administration ····· 145

Table 57 Histopathological findings of male rats on termination of recovery period in combined repeat dose and reproductive/developmental toxicity screening test of silane, ethenyltrimethoxy- by oral administration ····· 146

Table 58 Histopathological findings of female rats on termination of recovery period in combined repeat dose and reproductive/developmental toxicity screening test of silane, ethenyltrimethoxy- by oral administration ····· 147

Table 59 Reproductive functions of male rats and female rats in combined repeat dose and reproductive/developmental toxicity screening test of silane, ethenyltrimethoxy- by oral administration ····· 148

Table 60 Observation of pups (F_1) in combined repeat dose and reproductive/developmental toxicity screening test of silane, ethenyltrimethoxy- by oral administration ····· 149

Table 61 Delivery conditions and nursing conditions of dams in combined repeat dose and reproductive/developmental toxicity screening test of silane, ethenyltrimethoxy- by oral administration ····· 150

Table 62 General signs of pups (F_1) in combined repeat dose and reproductive/developmental toxicity screening test of silane, ethenyltrimethoxy- by oral administration ····· 151

Table 63 Body weights of pups (F_1) in combined repeat dose and reproductive/developmental toxicity screening test of silane, ethenyltrimethoxy- by oral administration ····· 152

Table 64 Necropsy findings of dead pups (F_1) in combined repeat dose and reproductive/developmental toxicity screening test of silane, ethenyltrimethoxy- by oral administration ····· 153

Table 65 Necropsy findings of pups (F_1) in combined repeat dose and reproductive/developmental toxicity screening test of silane, ethenyltrimethoxy- by oral administration ····· 154

Fig.1 Chemical structure of silane, ethenyltrimethoxy- ····· 155

Fig.2 Body weights of male rats in combined repeat dose and reproductive/developmental toxicity screening test of silane, ethenyltrimethoxy- by oral administration ····· 156

Fig.3 Body weights of female rats in combined repeat dose and reproductive/developmental toxicity screening test of silane, ethenyltrimethoxy- by oral administration ····· 157

Fig.4 Body weights of female rats (recovery group) in combined repeat dose and reproductive/developmental toxicity screening test of silane, ethenyltrimethoxy- by oral administration ····· 158

Fig.5 Food consumption of male rats in combined repeat dose and reproductive/developmental toxicity screening test of silane, ethenyltrimethoxy- by oral administration ····· 159

Fig.6 Food consumption of female rats in combined repeat dose and reproductive/developmental toxicity screening test of silane, ethenyltrimethoxy- by oral administration ····· 160

Fig.7 Food consumption of female rats (recovery group) in combined repeat dose and reproductive/developmental toxicity screening test of silane, ethenyltrimethoxy- by oral administration ····· 161

Appendix 1-1～ 1-4 Individual general signs of male rats ····· 162～ 181

Appendix 2-1～ 2-4 Individual general signs of female rats ····· 182～ 189

Appendix 3-1～ 3-4 Individual general signs of dams during pregnancy ····· 190～ 197

Appendix 4-1～ 4-4 Individual general signs of dams during lactation ····· 198～ 201

Appendix 5-1～ 5-3 Individual general signs of female rats (recovery group) ····· 202～ 216

Appendix 6-1～ 6-4 Individual body weights (g) of male rats ····· 217～ 220

Appendix 7-1～ 7-4 Individual body weights (g) of female rats ····· 221～ 224

Appendix 8-1～ 8-4 Individual body weights (g) of dams during pregnancy ····· 225～ 228

Appendix 9-1～ 9-4 Individual body weights (g) of dams during lactation ····· 229～ 232

Appendix 10-1～10-3 Individual body weights (g) of female rats (recovery group) ····· 233～ 235

Appendix 11-1～11-4 Individual food consumption (g/day) of male rats ····· 236～ 239

Appendix 12-1～12-4 Individual food consumption (g/day) of female rats ····· 240～ 243

Appendix 13-1～13-4 Individual food consumption (g/day) of dams during pregnancy ····· 244～ 247

Appendix 14-1～14-4 Individual food consumption (g/day) of dams during lactation ····· 248～ 251

Appendix 15-1～15-3 Individual food consumption (g/day) of female rats (recovery group) ····· 252～ 254

Appendix 16-1～16-4 Individual FOB of male rats ····· 255～ 298

Appendix 17-1～17-4 Individual FOB of female rats ····· 299～ 342

Appendix 18-1～18-3	Individual FOB of female rats (recovery group)	····· 343～ 375
Appendix 19-1～19-4	Individual sensory response of male rats on termination of administration period	····· 376～ 379
Appendix 20-1～20-4	Individual sensory response of female rats on termination of administration period	····· 380～ 383
Appendix 21-1～21-4	Individual grip strength (g) of male rats on termination of administration period	····· 384～ 387
Appendix 22-1～22-4	Individual grip strength (g) of female rats on termination of administration period	····· 388～ 391
Appendix 23-1～23-4	Individual spontaneous motor activity of male rats on termination of administration period	····· 392～ 395
Appendix 24-1～24-4	Individual spontaneous motor activity of female rats on termination of administration period	····· 396～ 399
Appendix 25-1～25-4	Individual urinary examination of male rats on Day 2 of administration	····· 400～ 407
Appendix 26-1～26-4	Individual urinary examination of female rats on Day 2 of administration	····· 408～ 415
Appendix 27-1～27-4	Individual urinary examination of male rats after dosing on Day 3 of administration	····· 416～ 419
Appendix 28-1～28-4	Individual urinary examination of female rats after dosing on Day 3 of administration	····· 420～ 423
Appendix 29-1～29-4	Individual urinary examination of male rats on termination of administration period	····· 424～ 431
Appendix 30-1～30-4	Individual urinary examination of female rats on termination of administration period	····· 432～ 439
Appendix 31-1～31-4	Individual urinary examination of male rats after dosing on termination of administration period	····· 440～ 443
Appendix 32-1～32-4	Individual urinary examination of female rats after dosing on termination of administration period	····· 444～ 447
Appendix 33-1～33-4	Individual urinary examination of male rats on termination of recovery period	····· 448～ 455
Appendix 34-1～34-3	Individual urinary examination of female rats on termination of recovery period	····· 456～ 461
Appendix 35-1～35-4	Individual hematological examination of male rats on termination of administration period	····· 462～ 469

Appendix 36-1～36-4	Individual hematological examination of female rats on termination of administration period	····· 470～ 477
Appendix 37-1～37-4	Individual hematological examination of male rats on termination of recovery period	····· 478～ 485
Appendix 38-1～38-3	Individual hematological examination of female rats on termination of recovery period	····· 486～ 491
Appendix 39-1～39-4	Individual blood chemical examination of male rats on termination of administration period	····· 492～ 507
Appendix 40-1～40-4	Individual blood chemical examination of female rats on termination of administration period	····· 508～ 523
Appendix 41-1～41-4	Individual blood chemical examination of male rats on termination of recovery period	····· 524～ 539
Appendix 42-1～42-3	Individual blood chemical examination of female rats on termination of recovery period	····· 540～ 551
Appendix 43	Individual necropsy findings of dead male rats	····· 552
Appendix 44	Individual necropsy findings of dead female rats	····· 553
Appendix 45-1～45-4	Individual necropsy findings of male rats on termination of administration period	····· 554～ 557
Appendix 46-1～46-4	Individual necropsy findings of female rats on termination of administration period	····· 558～ 561
Appendix 47-1～47-4	Individual necropsy findings of male rats on termination of recovery period	····· 562～ 565
Appendix 48-1～48-3	Individual necropsy findings of female rats on termination of recovery period	····· 566～ 568
Appendix 49-1～49-4	Individual organ weights of male rats on termination of administration period	····· 569～ 576
Appendix 50-1～50-4	Individual organ weights of female rats on termination of administration period	····· 577～ 584
Appendix 51-1～51-4	Individual organ weights of male rats on termination of recovery period	····· 585～ 592
Appendix 52-1～52-3	Individual organ weights of female rats on termination of recovery period	····· 593～ 598
Appendix 53	Individual histopathological findings of dead male rats	····· 599
Appendix 54	Individual histopathological findings of dead female rats	····· 600

Appendix 55-1～55-4	Individual histopathological findings of male rats on termination of administration period	····· 601～ 604
Appendix 56-1～56-4	Individual histopathological findings of female rats on termination of administration period	····· 605～ 608
Appendix 57-1～57-4	Individual histopathological findings of male rats on termination of recovery period	····· 609～ 612
Appendix 58-1～58-3	Individual histopathological findings of female rats on termination of recovery period	····· 613～ 615
Appendix 59-1～59-4	Individual reproductive functions of male rats and female rats	····· 616～ 619
Appendix 60-1～60-4	Observation of pups (F_1) from individual dams	····· 620～ 627
Appendix 61-1～61-4	Delivery conditions and nursing conditions of individual dams	····· 628～ 631
Appendix 62-1～62-4	General signs of pups (F_1) from individual dams	····· 632～ 635
Appendix 63-1～63-4	Body weights (g, per dam) of pups (F_1) from individual dams	····· 636～ 639
Appendix 64-1～64-4	Individual necropsy findings of dead pups (F_1)	····· 640～ 643
Appendix 65-1～65-4	Individual necropsy findings of pups (F_1)	····· 644～ 647

要約

ビニルトリメトキシシランのラットを用いる経口投与による反復投与毒性・生殖発生毒性併合試験を行い，雌雄動物に対する毒性影響を検討するとともに，性腺機能，交尾行動，受胎及び分娩などの生殖行動に及ぼす影響について検討した．投与量は，1000 mg/kg を高用量とし，以下 250 及び 62.5 mg/kg とした．対照として媒体(Corn oil)投与群を設けた．各群の使用動物数は試験群を雌雄各 12 例とし,雄では各群ともそのうち半数を回復群とし,雌では別に対照群，250 及び 1000 mg/kg 群に各 6 例の回復群を設けた．

Ⅰ．反復投与毒性

1．一般状態及び死亡状況

死亡例は 1000 mg/kg 群で雄 2 例(投与 16 及び 17 日)と雌 1 例(投与 8 日)に認められた．

1000 mg/kg 群の死亡例の雌雄で被毛の汚れ，自発運動の低下，赤色尿，体温下降，口の周囲の汚れ，肛門周囲の汚れ，下痢，緩徐呼吸及び立毛がみられた．250 及び 1000 mg/kg 群の雌雄の生存例では，被毛の汚れ及び赤色尿がみられた．なお，雌雄とも 250 及び 1000 mg/kg 群で投与直後に一過性の流涎がみられたが，毒性症状とはみなさなかった．

2．体重及び摂餌量

体重は，1000 mg/kg 群の雄で投与期間に低値，雌で交配開始前に一過性の低値，妊娠 21 日及び哺育 0 日に低値がみられた．回復期間には，雌雄の体重は回復した．

摂餌量は，1000 mg/kg 群の雄で低値及び雌で交配開始前に低値がみられた．

3．行動機能(FOB)観察，感覚反応検査，握力測定及び自発運動量測定

行動機能(FOB),感覚反応,握力及び自発運動量では,投与に起因する変化はみられなかった．

4．尿検査，血液学検査及び血液生化学検査

尿検査において，投与期間初期に雄では 250 mg/kg 以上の群で白濁尿，潜血陽性及び沈渣で赤血球，1000 mg/kg 群で尿量の高値，尿比重の低値及び沈渣で上皮細胞あるいは白血球がみられた．雌では，250 mg/kg 以上の群で白濁尿，潜血陽性及び沈渣で赤血球，1000 mg/kg 群で尿量の高値，尿比重の低値及び沈渣で上皮細胞あるいは白血球がみられた．投与期間終了前には雌雄とも 1000 mg/kg 群で白濁尿，潜血陽性並びに沈渣で上皮細胞，赤血球あるいは白血球がみられた．潜血陽性は投与期間初期の投与後に強く認められた．回復期間終了時には，雌雄とも投与に起因する変化は認められなかった．

血液学検査において，投与期間終了時に雄では 1000 mg/kg 群で赤血球数，ヘモグロビン量及びヘマトクリット値,MCV 及び MCH の低値並びにフィブリノーゲン濃度の高値,雌では 250 mg/kg 以上の群でヘマトクリット値の低値，1000 mg/kg 群でヘモグロビン量の低値及び活性化部分トロンボプラスチン時間の高値がみられた．回復期間終了時には，貧血傾向が 250 mg/kg 群の雌及び 1000 mg/kg 群の雌雄で継続してみられた．

血液生化学検査において，投与期間終了時に雄では1000 mg/kg群で総蛋白，アルブミン量，A/G及びKの低値，γ-GTP，尿素窒素及びクレアチニンの高値，雌では250 mg/kg群でγ-GTPの高値傾向，1000 mg/kg群で総蛋白及びトリグリセライドの低値並びにγ-GTPの高値傾向がみられた．回復期間終了時には，1000 mg/kg群の雌雄で総蛋白の低値がみられた．

5．剖検所見及び器官重量

剖検において，投与期間終了時に1000 mg/kg群の雄で腎臓の腫大がみられた．

器官重量において，投与期間終了時に雄では1000 mg/kg群で胸腺の絶対重量の低値，腎臓の絶対重量の高値並びに脾臓，腎臓及び副腎の相対重量の高値，雌では62.5 mg/kg以上の群で胸腺の相対重量の低値，1000 mg/kg群で胸腺の絶対重量の低値，肝臓の相対重量の高値がみられた．回復期間終了時には，1000 mg/kg群の雄で腎臓の相対重量の高値がみられた．雌では，投与に起因する変化は認められなかった．

6．病理組織学検査

投与期間終了時には，雄では十二指腸にごく軽度の粘膜固有層の空胞化が250 mg/kg群の1例と1000 mg/kg群の3例，空腸にごく軽度あるいは軽度の粘膜固有層の空胞化が250 mg/kg群の1例と1000 mg/kg群の5例，回腸にごく軽度の粘膜固有層の空胞化が1000 mg/kg群の2例，腸間膜リンパ節にごく軽度のリンパ洞の空胞化が1000 mg/kg群の2例，腎臓に軽度の移行上皮の過形成が1000 mg/kg群の5例，軽度あるいは中等度の腎盂腎炎が1000 mg/kg群の5例及びごく軽度の尿細管の再生が62.5 mg/kg群の1例，膀胱にごく軽度あるいは軽度の移行上皮の過形成が62.5 mg/kg群の2例，250 mg/kg群の6例と1000 mg/kg群の5例並びに尿道にごく軽度あるいは軽度の移行上皮の過形成が1000 mg/kg群の4例にみられた．雌では，十二指腸にごく軽度の粘膜固有層の空胞化が250 mg/kg群の1例と1000 mg/kg群の2例，空腸に軽度の粘膜固有層の空胞化が1000 mg/kg群の6例，胸腺にごく軽度の皮質及び髄質の萎縮が1000 mg/kg群の2例，腸間膜リンパ節にごく軽度あるいは軽度のリンパ洞の空胞化が1000 mg/kg群の3例，腎臓にごく軽度あるいは軽度の移行上皮の過形成が1000 mg/kg群の3例，ごく軽度の尿細管の再生が1000 mg/kg群の3例，腎臓にごく軽度の腎盂炎が1000 mg/kg群の2例，膀胱にごく軽度あるいは軽度の移行上皮の過形成が250 mg/kg群の6例と1000 mg/kg群の6例，尿道にごく軽度の移行上皮の過形成が1000 mg/kg群の2例，軽度の角化重層扁平上皮化生が1000 mg/kg群の2例，中等度の上皮の壊死が1000 mg/kg群の1例，ごく軽度あるいは軽度の細胞浸潤が1000 mg/kg群の2例にみられた．

回復期間終了時には，雄では十二指腸に粘膜固有層の空胞化が250及び1000 mg/kg群，空腸及び回腸に粘膜固有層の空胞化，腸間膜リンパ節にリンパ洞の空胞化，腎臓に移行上皮の過形成及び尿細管の再生，膀胱に移行上皮の過形成並びに精巣に精子細胞の遺残及び精細管の変性が1000 mg/kg群でみられた．雌では，膀胱に移行上皮の過形成が250及び1000 mg/kg群，十二指腸及び空腸に粘膜固有層の空胞化，腸間膜リンパ節にリンパ洞の空胞化，腎臓に移行上皮の過形成及び尿細管の再生並びに尿道に移行上皮の過形成が1000 mg/kg群でみられた．

II．生殖発生毒性

1．親動物の生殖発生に及ぼす影響

交配開始前の投与期間(14 日間)の発情回数は，1000 mg/kg 群で低値がみられた．交尾率及び交尾所要日数には，投与に起因する変化はみられなかった．

受胎雌数，受胎率，妊娠期間，出産率，分娩状態，哺育状態，妊娠黄体数，着床数及び着床率には，投与に起因する変化はみられなかった．

2．児動物(F_1)に及ぼす影響

総出産児数，死産児数，哺育 0 日の新生児数，哺育 0 日の性比，分娩率，児の産出率及び出生率には，投与に起因する変化はみられなかった．

一般状態，哺育 4 日の生存児数，哺育 4 日の性比及び哺育 4 日の生存率には，投与に起因する変化はみられなかった．

外表，体重及び剖検において，投与に起因する変化はみられなかった．

以上のように，ビニルトリメトキシシランの無影響量は，雄では 62.5 mg/kg 投与で膀胱に移行上皮の過形成が認められたことから 62.5 mg/kg/day 未満，雌では 62.5 mg/kg 投与で胸腺の相対重量の低値が認められたことから，62.5 mg/kg/day 未満と考えられる．また，生殖発生毒性学的な無影響量は，雄では 1000 mg/kg 投与でいずれの項目にも影響が認められなかったことから 1000 mg/kg/day，雌では 1000 mg/kg 投与で性周期に影響が認められたことから 250 mg/kg/day と考えられる．児動物への無影響量は，1000 mg/kg 投与で生存性及び体重などに影響が認められなかったことから 1000 mg/kg/day と考えられる．

緒言

ビニルトリメトキシシランが経口的に継続して人に摂取された場合の健康への影響を推定するために，OECD Guideline for Testing of Chemicals for Combined Repeat Dose Toxicity Study with the Reproduction/Developmental Toxicity Screening Test (422)に基づいてビニルトリメトキシシランを雄ラットに1日1回，42日間及び雌ラットに1日1回，44～58日間反復経口投与し，毒性学的影響を検討するとともに，性腺機能，交尾行動，受胎及び分娩などの雌雄動物の生殖行動に及ぼす影響を検討した．一部の動物には14日間の回復期間を設け，回復性についても検討した．

方法

1．被験物質及び媒体

被験物質のビニルトリメトキシシラン(CAS No. 2768-02-7)は，Fig.1に示す化学構造を有し，無色透明の液体で微臭があり，沸点:123 ℃，蒸気圧:2.7 kPa以下/25 ℃，揮発性:なし，融点:0 ℃以下，比重又は嵩比重:0.97 (25℃)，水に難溶(加水分解性あり)である．当試験には，[redacted]から入手したものを用いた[製造元:[redacted]，Lot No. 308595，含量:100%]．入手後は，試験施設の被験物質保管室の保管庫(使用冷蔵庫:RC-M501，株式会社日立製作所)に冷蔵(設定:4℃，実測値:1.4～12.0 ℃)・遮光の条件下で保管した．なお，当試験の投与期間終了後に当試験施設での保存分(約 1 g)を除いた残余被験物質を[redacted]に送付し，分析した結果，純度は99.8%であり，使用期間中の安定性が確認された．

媒体として，トウモロコシ油[以下，Corn Oil，Lot No. V3T0416(使用期限：2008年12月17日)及びLot No. V4K3008(使用期限：2009年9月8日)，ナカライテスク株式会社，保管条件:室温(設定:23℃，実測値:21.0～26.0 ℃)，保管場所:被験物質保管室の保管庫]を用いた．

2．投与検体及び濃度確認

ビニルトリメトキシシランは，必要量を秤量(使用電子天秤:AT250，PM2500，メトラー・トレド株式会社)後，Corn Oilで200 mg/mL濃度となるように溶解し，調製した．50及び12.5 mg/mL濃度液は，200 mg/mL濃度液をCorn Oilで段階希釈して調製した．

10，20及び200 mg/mLの調製液は，調製後，冷蔵及び遮光の条件下で7日間保管後、さらに室温及び遮光の条件下で 6 時間保管しても安定性に問題のないことが確認されている[1](Attachment 1-1及び1-2)．投与検体は，週1回以上の頻度で調製し，被験物質保管室の保管庫(使用冷蔵庫:RC-M501，株式会社日立製作所)に冷蔵(設定:4℃，実測値:3.0～8.4 ℃)・遮光条件下で保管後，7日以内に使用した．投与後の残余投与検体は廃棄した．

雌雄試験群投与開始日及び雄投与終了日に使用した投与検体中の被験物質濃度をガスクロマトグラフ(GC-14B，株式会社島津製作所)で測定した．その結果，被験物質含量は表示濃度の93.6～101.2%と目標値の範囲内(100±10%)であった．従って，各投与検体中の含量に問題はなかっ

た(Attachment 2及び3).

3. 使用動物及び飼育条件

3.1. 動物種及び系統

試験には，毒性試験に一般的に用いられている動物種で，その系統維持が明らかであるCrj：CD(SD)IGS雌雄ラット(SPF)を用いた．動物は，2004年8月25日に日本チャールス・リバー株式会社(日野飼育センター)から7週齢で試験群として雌雄各73匹及び回復群として雌26匹を入手した．入手後1日の体重範囲は，雄が221～258 g，試験群雌が179～202 g，回復群雌が182～202 gであった．

3.2. 検疫及び馴化，群分け法並びに個体識別法

入手した動物は，5日間の検疫期間及びその後16日間(ただし，回復群雌は17日間)の馴化期間を設けた．この間に，体重測定(使用電子天秤:PB3002及びPG2002-S，メトラー・トレド株式会社)を5回，一般状態の観察を毎日，行動機能(FOB)観察を投与開始前週に1回行い，さらに試験群雌は馴化期間中に性周期観察を14日間毎日行った．一般状態，体重推移あるいはFOB観察に異常がみられず，また性周期観察で異常が認められなかった動物(発情期が認められ，4日あるいは5日周期と考えられた動物)を群分けした．

群分けは，コンピュータを用いて体重を層別に分けた後に無作為抽出法により各群の平均体重及び分散がほぼ等しくなるように投与開始日に行った．群分け後の残余動物のうち，検疫・馴化動物番号の若い順に雄2例を選び，飼育期間終了日の微生物モニタリング検査に用いた．その他の群分け残余動物は，投与開始日にジエチルエーテル麻酔下で腹大動脈から放血致死させた後に廃棄した．

動物の個体識別は，入手日に油性インクによる記入法及び油性インクによる色素塗布法を用いて行った．さらに，検疫・馴化期間中の各ケージには試験番号，入手年月日及び検疫・馴化動物番号を記入したラベルを，群分け後の各ケージには試験番号，投与量，動物番号，検疫・馴化動物番号，交尾成立日(試験群雌のみ)及び分娩日(試験群雌のみ)を記入し，群ごとに色分けしたラベルを取り付けた．児動物(F_1)の各ケージには，試験番号，投与量，動物番号及び出生日を記入し，群ごとに色分けしたラベルを取り付けた．

3.3. 環境条件及び飼育管理

動物は，設定温度23 ℃(実測値：22～24 ℃)，設定湿度55%(実測値：41～71%)，明暗各12時間(照明：午前6時～午後6時)，換気回数12回／時(フィルターにより除菌した新鮮空気)に維持された飼育室(E棟8号室)で飼育した．

検疫・馴化期間中及び群分け後ともステンレス製懸垂式ケージ(W：240×D：380×H：200 mm)を用いて個別飼育した．交配は，雄のケージ内で行った．母動物は，妊娠18日以降オートクレーブ処理した床敷(サンフレーク，日本チャールス・リバー株式会社)を入れたプラスチック製ケージ(W：310×D：360×H：175 mm)で個別飼育し，自然分娩及び哺育させ，哺育4日以降ステンレス製懸垂式ケージを用いて個別飼育した．ケージの受け皿，給水瓶及びプラスチック製ケ

ージの交換は1週間に2回以上，ステンレス製懸垂式ケージ及び給餌器の交換は2週間に1回以上行った．なお，動物飼育室の清掃(床の掃き掃除)及び 0.02%次亜塩素酸ナトリウム水溶液での床のモップ拭きによる消毒は毎日行った．

飼育期間終了日に採血したモニタリング動物の血清検査において，感染を示唆するような異常はみられなかった．

床敷の微量金属及び汚染物質の分析結果は,ほぼ6ヵ月ごとに財団法人日本食品分析センターで実施した成績を日本チャールス・リバー株式会社から入手した．その分析結果は，試験施設で定めた基準値の範囲内であった．

3.4. 飼料及び飲料水

飼料は，製造後5ヵ月以内の固型飼料(CRF-1，オリエンタル酵母工業株式会社)を給餌器に入れ，自由に摂取させた．剖検前日の午後4時から絶食させた．使用した飼料と同一ロットの飼料の分析結果は，財団法人日本食品分析センター及びオリエンタル酵母工業株式会社から入手した．

飲料水は，水道水を給水瓶を用いて自由に摂取させた．飲料水の水質検査結果は，ほぼ 6 ヵ月ごとに東西化学産業株式会社　東日本分析センター又は株式会社環境公害センターで実施した成績を入手した．

飼料及び飲料水の分析結果は，いずれも試験施設で定めた基準値の範囲内であった．

4. 投与経路，投与方法，群構成，投与量及び投与期間

4.1. 投与経路及び投与方法

ビニルトリメトキシシランは，継続して経口的に人に摂取される可能性が考えられるため，投与経路として経口投与を選択した．

投与に際しては，金属製経口胃ゾンデ(有限会社フチガミ器械)を取り付けたポリプロピレン製ディスポーザブル注射筒(テルモ株式会社)を用いて，強制経口投与した．

投与液量は，雄では投与日あるいは投与日に最も近い測定日の体重を基準とし，5 mL/kg で算出した．試験群雌の投与液量は，交配前及び交配期間は投与日あるいは投与日に最も近い測定日の体重を，妊娠期間は妊娠 0，7，14 及び 21 日の体重を，哺育期間は哺育 0，4 及び 6 日の体重を基準とし，5 mL/kg で算出した．回復群雌の投与液量は，投与日あるいは投与日に最も近い測定日の体重を基準とし，5 mL/kg で算出した．

投与時刻は午前 9 時 00 分～午後 3 時 00 分の間で，投与回数は 1 日 1 回とした．

投与開始日の週齢は雌雄とも 10 週齢であり，体重範囲は雄が 371～423 g，試験群雌が 244～271 g，回復群雌が 250～277 g であった．

4.2. 群構成及び投与量

群構成は，以下に示したように被験物質投与群として3群を設定し，その他に対照群を設けた．各群の動物数は，試験群を雌雄各12例，対照群，250及び1000 mg/kg群の回復群を雌各6例とした．

群		投与量 (濃度)	動物数(動物番号)		
			試験群雄	試験群雌	回復群雌
第1群	対照(Corn oil)	0 mg/kg (0 mg/mL)	6[1)]+6[2)] (M01101～M01112)	12[1)] (F01151～F01162)	6[2)] (F01171～F01176)
第2群	ビニルトリメトキシシラン	62.5 mg/kg (12.5 mg/mL)	6[1)]+6[2)] (M02201～M02212)	12[1)] (F02251～F02262)	－
第3群	ビニルトリメトキシシラン	250 mg/kg (50 mg/mL)	6[1)]+6[2)] (M03301～M03312)	12[1)] (F03351～F03362)	6[2)] (F03371～F03376)
第4群	ビニルトリメトキシシラン	1000 mg/kg (200 mg/mL)	6[1)]+6[2)] (M04401～M04412)	12[1)] (F04451～F04462)	6[2)] (F04471～F04476)

1) 投与期間終了時に剖検

2) 回復期間終了時に剖検

投与量は，ビニルトリメトキシシランのラットを用いる経口投与による反復投与毒性・生殖発生毒性併合試験の予備試験[2)](投与段階：0，250，500及び1000 mg/kg，各群雄5例)の結果により決定した．すなわち，いずれの群にも死亡例は認められなかったが，250 mg/kg以上の群で投与後に赤色尿がみられ，摂餌量の低値，尿検査で潜血が認められた．そこで，当試験の投与量は，1000 mg/kgを高用量とし，以下公比4により250及び62.5 mg/kgとした．また，対照として媒体(Corn oil)のみを同容量投与する群を設けた．

4.3. 投与期間

投与期間は，OECD Guideline for Testing of Chemicals for Combined Repeat Dose Toxicity Study with the Reproduction/Developmental Toxicity Screening Test (422)に基づいて，雄では交配前14日間とその後28日間の合計42日間とし，試験群雌では交配前14日間，交配期間中，妊娠期間中及び哺育6日までの合計44～58日間とした．雄については，42日間の投与後に各群とも半数の動物について14日間の回復期間を設けた．また，回復群雌については，42日間の投与後に14日間の回復期間を設けた．なお，投与開始日を投与1日とし，最終投与の翌日を回復1日とした．

5. 観察及び検査項目

5.1. 一般状態

5.1.1. 雄

一般状態及び死亡の有無は，投与期間中に投与前・後の1日2回，回復期間中に毎日1回及び剖検日に1回観察した．

死亡例は，発見後速やかに剖検した．死亡例について，脳(大脳，小脳，延髄)，下垂体，甲状腺，胸腺，心臓，肝臓，脾臓，腎臓，副腎，精巣及び精巣上体の重量を測定した(使用電子天秤:AB204，メトラー・トレド株式会社)．なお，各器官重量を最終体重で除して相対重量も算出した．下垂体及び甲状腺は 20 vol%中性緩衝ホルマリンで 1 晩固定後，測定した．これらの器官は，肺，気管，膵臓，唾液腺(舌下腺・顎下腺)，食道，胃，十二指腸，空腸，回腸，盲腸，結腸，直腸，リンパ節(下顎・腸間膜)，膀胱，精嚢，前立腺，上皮小体，脊髄，坐骨神経，眼球，ハーダー腺，胸骨及び大腿骨とともに 20 vol%中性緩衝ホルマリンで固定した．ただし，精巣及び精巣上体はブアン液で 2～3 時間固定後，90 vol%エチルアルコールに再固定し，眼球はグルタールアルデヒド・ホルマリンで 1 晩固定後，20 vol%中性緩衝ホルマリンに再固定した．

5.1.2. 試験群雌

一般状態及び死亡の有無は，投与期間中に投与前・後の 1 日 2 回及び剖検日に 1 回観察した．

死亡例は，発見後速やかに剖検した．死亡例について，脳(大脳，小脳，延髄)，下垂体，甲状腺，胸腺，心臓，肝臓，脾臓，腎臓，副腎，卵巣及び子宮の重量を測定した(使用電子天秤:AB204，メトラー・トレド株式会社)．なお，各器官重量を最終体重で除して相対重量も算出した．下垂体及び甲状腺は 20 vol%中性緩衝ホルマリンで 1 晩固定後，測定した．これらの器官は，肺，気管，膵臓，唾液腺(舌下腺・顎下腺)，食道，胃，十二指腸，空腸，回腸，盲腸，結腸，直腸，リンパ節(下顎・腸間膜)，膀胱，膣，上皮小体，脊髄，坐骨神経，眼球，ハーダー腺，胸骨，大腿骨及び乳腺とともに 20 vol%中性緩衝ホルマリンで固定した．眼球は，グルタールアルデヒド・ホルマリンで 1 晩固定後，20 vol%中性緩衝ホルマリンに再固定した．

5.1.3. 回復群雌

一般状態及び死亡の有無は，投与期間中に投与前・後の 1 日 2 回，回復期間中に毎日 1 回及び剖検日に 1 回観察した．

5.2. 体重測定

5.2.1. 雄

体重は，1 週間に 2 回測定した[測定日:投与 1，4，8，11，15，18，22，25，29，32，36，39，42 及び 43 日(回復 1 日)，回復 4，8，11，14 及び 15 日(使用電子天秤:PG2002-S，メトラー・トレド株式会社)]．

5.2.2. 試験群雌

体重は，交配開始前 14 日間及び交配期間中は 1 週間に 2 回(測定日:投与 1，4，8，11，15 及び 18 日)，妊娠期間中は妊娠 0，7，14 及び 21 日に，哺育期間中は哺育 0，4，6 及び 7 日に測定した(使用電子天秤:PM2000，PB3002，PG2002-S，メトラー・トレド株式会社)．

5.2.3. 回復群雌

体重は，1 週間に 2 回測定した[測定日:投与 1，4，8，11，15，18，22，25，29，32，36，39

及び 42 日，回復 1，4，8，11，14 及び 15 日(使用電子天秤:PM2000，PG2002-S，メトラー・トレド株式会社)].

5.3. 摂餌量測定

5.3.1. 雄

摂餌量は，交配開始前 14 日間及び交配期間終了後から 1 週間に 2 回測定した[残量測定日:投与 2,5,9,12,30,33,37 及び 40 日,回復 2,5,9 及び 12 日(使用電子天秤:PM2000,PB3002,PG2002-S，メトラー・トレド株式会社)].

5.3.2. 試験群雌

摂餌量は，交配開始前 14 日間までは 1 週間に 2 回(残量測定日:投与 2，5，9 及び 12 日)，妊娠期間中は妊娠 2,9,16 及び 20 日に,哺育期間中は哺育 2 日に測定した(使用電子天秤:PM2000，PB3002，PG2002-S，メトラー・トレド株式会社)].

5.3.3. 回復群雌

摂餌量は，1 週間に 2 回測定した[残量測定日:投与 2，5，9，12，16，19，23，26，30，33，37 及び 40 日，回復 2，5，9 及び 12 日(使用電子天秤:PM2000，PB3002，PG2002-S，メトラー・トレド株式会社)].

5.4. 行動機能(FOB)観察

5.4.1. 雄

全例について，投与開始前週，投与7，14，21，28，35及び41日に下記の1)～3)の項目を観察した．観察時刻は，投与後1時間とした．なお，観察者はほぼ固定し，Blindで実施した．

1) 姿勢，かみつき行動，眼瞼閉鎖状態及び痙攣はケージ内で観察した．

2) ケージからの出し易さ，扱い易さ，筋の緊張，毛の状態，流涙，流涎及び呼吸は手に持って観察した．

3) 立ち上がり回数，毛づくろい回数，歩行状態，眼瞼閉鎖状態，覚醒度，行動異常及び正向反射はオープンフィールド内で観察した．

5.4.2. 試験群雌

全例について，投与開始前週，投与 8 及び 15 日，妊娠 1，8 及び 15 日並びに哺育 3 日に雄と同一項目を観察した．なお，不受胎雌の交尾後のデータは集計から除外した．

5.4.3. 回復群雌

全例について，投与開始前週，投与 8，15，22，29，36 及び 42 日に雄と同一項目を観察した．

5.5. 感覚反応検査

5.5.1. 雄

投与期間終了時剖検例について，投与41日の行動機能(FOB)観察後に瞳孔反射，接近反射，触覚反射，聴覚反射及び痛覚反射を作業台の上で検査した．

5.5.2. 試験群雌

各群とも動物番号の若い順に各6例について，哺育3日の行動機能(FOB)観察後に雄と同一項目を検査した．

5.6. 握力測定

5.6.1. 雄

投与期間終了時剖検例について，投与41日の感覚反応検査終了後にCPUゲージ(アイコーエンジニアリング株式会社)を用いて，前肢及び後肢の握力を測定した．

5.6.2. 試験群雌

各群とも動物番号の若い順に各6例について，哺育3日の感覚反応検査終了後にCPUゲージ(アイコーエンジニアリング株式会社)を用いて，前肢及び後肢の握力を測定した．

5.7. 自発運動量測定

5.7.1. 雄

投与期間終了時剖検例について，投与 40 日に Activity Monitor(MED Associates Inc.)を使用し，歩行量及び立ち上がり回数について投与後 1 時間まで 10 分間隔で測定した．

5.7.2. 試験群雌

各群とも動物番号の若い順に各 6 例について，哺育 4 日に Activity Monitor(MED Associates Inc.)を使用し，歩行量及び立ち上がり回数について投与後 1 時間まで 10 分間隔で測定した．

5.8. 尿検査

5.8.1. 雄

投与 2 日及び投与期間終了前(投与 37 日)の投与検体投与前に投与期間終了時の剖検用動物，回復期間終了前に回復期間終了時の剖検用動物について，採尿ケージを用いて絶食・給水下で新鮮尿を採取した．その後，引き続いて給餌・給水下で 24 時間尿を採取した．また，投与 3 日及び投与期間終了前(投与 38 日)の投与検体投与後に絶食・絶水下で新鮮尿を採取した．採取した尿について，以下の検査を実施した．検査後の尿は廃棄した．

新鮮尿：色調は，外観判定とした．pH，蛋白質，ブドウ糖，ケトン体，ビリルビン，潜血，ウロビリノーゲンは，尿検査試験紙(栄研化学株式会社)に尿を滴下後に分光反射測光法により尿自動分析装置(US-2100，栄研化学株式会社)を用いて検査した．尿沈渣は，沈渣を尿沈渣染色液(新 Sternheimer 法，国際試薬株式会社)で染色後に顕微鏡下で観察した．

24 時間尿：尿量(UV)は，尿比重と重量(使用電子天秤:PM2000，PG2002-S，メトラー・トレド株式会社)から算出した．尿比重(S.G.)は，屈折率により屈折型尿比重計(ユリペット-IID，株式会社ニコン)を用いて測定した．

5.8.2. 試験群雌

各群とも動物番号の若い順に各 6 例について，投与 2 日及び哺育 5 日の投与検体投与前に採尿ケージを用いて絶食・給水下で新鮮尿を採取した．その後，引き続いて給餌・給水下で 24 時間尿を採取した．また，投与 3 日及び哺育 6 日の投与検体投与後に絶食・絶水下で新鮮尿を採取した．採取した尿について，雄の尿検査と同一項目(5.8.1.)の検査を実施した．ただし，尿重量の測定には，電子天秤: PM2000，PG2002-S，PB3002(メトラー・トレド株式会社)を使用した．尿比重検査後の尿は廃棄した．

5.8.3. 回復群雌

回復期間終了前に採尿ケージを用いて絶食・給水下で新鮮尿を採取した．その後，引き続いて給餌・給水下で 24 時間尿を採取した．採取した尿について，雄の尿検査と同一項目(5.8.1.)の検査を実施した．ただし，尿重量の測定には，電子天秤:PG2002-S(メトラー・トレド株式会社)を使用した．検査後の尿は廃棄した．

5.9. 血液学検査

5.9.1. 雄

最終投与の翌日及び回復期間終了後にペントバルビタールナトリウムの腹腔内投与(40 mg/kg)による麻酔下で腹大動脈からカニュレーションにより血液を採取し，以下の血液学検査を実施した．測定後の残余血液は廃棄した．

赤血球数(RBC)，ヘモグロビン量(HGB)，ヘマトクリット値(HCT)，血小板数(PLT)及び白血球数(WBC)は，EDTA-2K 処理した血液について，多項目自動血球計数装置(Sysmex K-4500，シスメックス株式会社)を用いて測定した．さらに，平均赤血球容積(MCV)，平均赤血球血色素量(MCH)及び平均赤血球血色素濃度(MCHC)を算出した．

網状赤血球比率(RET)は，EDTA-2K 処理した血液を Brecher 法により超生体染色してスライドガラスに塗抹後，Giemsa 染色標本を作製して顕微鏡下で赤血球 1000 個中の網状赤血球数を計数し，算出した．

白血球百分率は，EDTA-2K 処理した血液をスライドガラスに塗抹し，May-Giemsa 染色標本を作製して顕微鏡下で白血球 100 個を分類計数した．

プロトロンビン時間(PT)，活性化部分トロンボプラスチン時間(APTT)及びフィブリノーゲン濃度(Fbg)は，血液を 3.2%クエン酸ナトリウムで処理後，遠心分離[約 4 ℃，3000 rpm(約 1972 ×g)，15 分間，使用遠心機:CF8DL，日立工機株式会社]して得た血漿について，光散乱検出方式により全自動血液凝固測定装置(CA-530，シスメックス株式会社)を用いて測定した．

5.9.2. 試験群雌

各群とも動物番号の若い順に各6例について，最終投与の翌日(哺育7日)にペントバルビタールナトリウムの腹腔内投与(40 mg/kg)による麻酔下で腹大動脈からカニュレーションにより血液を採取し，雄の血液学検査と同一項目(5.9.1.)の検査を実施した．測定後の残余血液は廃棄した．

5.9.3. 回復群雌

回復期間終了後にペントバルビタールナトリウムの腹腔内投与(40 mg/kg)による麻酔下で腹大動脈からカニュレーションにより血液を採取し，雄の血液学検査と同一項目(5.9.1.)の検査を実施した．測定後の残余血液は廃棄した．

5.10. 血液生化学検査

5.10.1. 雄

血液学検査用の血液と同時期に腹大動脈から採取した血液から遠心分離[約 4 ℃，3000 rpm(約1972×g)，15分間，使用遠心機:CF8DL，日立工機株式会社]して得た血清について，以下の血液生化学検査を実施した．保存用血清は，最終報告書作成時まで冷凍庫(-80 ℃設定，使用超低温フリーザー:ULT1786-9JD，Kendro Laboratory Products)内に保管した．

ASTはMDH-UV法，ALTはLDH-UV法，ALPはp-ニトロフェニルリン酸基質法，γ-GTPはL-γ-グルタミル-3-カルボキシ-4-ニトロアニリド基質法，総蛋白(TP)はBiuret法，総ビリルビン(T-Bil)はジアゾ法，尿素窒素(UN)はウレアーゼ･GlDH法，クレアチニン(CRE)はクレアチニナーゼ・F-DAOS法，ブドウ糖(Glu)はヘキソキナーゼ・G-6-PDH法，総コレステロール(T-Cho)はCOD･HDAOS法，トリグリセライド(TG)はGPO･HDAOS法，Caはo-CPC法，無機リン(IP)はPNP・XDH法，Na，K及びClはイオン選択電極法により，いずれも生化学自動分析装置(AU 400，オリンパス株式会社)を用いて測定した．

アルブミン(Alb)は総蛋白及び蛋白分画値[電気泳動法，自動電気泳動装置(AES 310，オリンパス株式会社)]から，A/G(アルブミン／グロブリン)は蛋白分画値から算出した．

5.10.2. 試験群雌

血液学検査用の血液と同時期に腹大動脈から採取した血液から遠心分離[約 4 ℃，3000 rpm(約1972×g)，15分間，使用遠心機:CF8DL，日立工機株式会社]して得た血清について，雄の血液生化学検査と同一項目(5.10.1.)の検査を実施した．保存用血清は，最終報告書作成時まで冷凍庫(-80 ℃設定，使用超低温フリーザー:ULT1786-9JD，Kendro Laboratory Products)内に保管した．

5.10.3. 回復群雌

血液学検査用の血液と同時期に腹大動脈から採取した血液から遠心分離[約 4 ℃，3000 rpm(約1972×g)，15分間，使用遠心機:CF8DL，日立工機株式会社]して得た血清について，雄の血液生化学検査と同一項目(5.10.1.)の検査を実施した．保存用血清は，最終報告書作成時ま

で冷凍庫(-80 ℃設定，使用超低温フリーザー:ULT1786-9JD，Kendro Laboratory Products)内に保管した．

5.11. 剖検及び器官重量測定

5.11.1. 雄

上記の5.9.1.及び5.10.1.の項で採血した動物をさらに放血致死させた後に剖検した.脳(大脳，小脳，延髄)，下垂体，甲状腺，胸腺，心臓，肝臓，脾臓，腎臓，副腎，精巣及び精巣上体は重量を測定した(使用電子天秤:AB204，メトラー・トレド株式会社)．各器官重量を最終体重で除して相対重量も算出した.下垂体及び甲状腺は20 vol%中性緩衝ホルマリンで1晩固定後，測定した．これらの器官は，肺，気管，膵臓，唾液腺(舌下腺・顎下腺)，食道，胃，十二指腸，空腸，回腸，盲腸，結腸，直腸，リンパ節(下顎・腸間膜)，膀胱，精嚢，前立腺，上皮小体，脊髄，坐骨神経，眼球，ハーダー腺，胸骨及び大腿骨とともに 20 vol%中性緩衝ホルマリンで固定した．ただし，精巣及び精巣上体はブアン液で2～3時間固定後，90 vol%エチルアルコールに再固定し，眼球はグルタールアルデヒド・ホルマリンで1晩固定後，20 vol%中性緩衝ホルマリンに再固定した．

5.11.2. 試験群雌

上記の5.9.2.及び5.10.2.の項で採血した動物をさらに放血致死させ，妊娠黄体数及び着床数を算定後，剖検した．また，各群の尿検査，血液学検査及び血液生化学検査を実施しなかった動物をペントバルビタールナトリウムの腹腔内投与(40 mg/kg)による麻酔下で腹大動脈から放血致死させ，妊娠黄体数及び着床数を算定後，剖検した．脳(大脳，小脳，延髄)，下垂体，甲状腺,胸腺,心臓,肝臓,脾臓,腎臓,副腎,卵巣及び子宮は重量を測定した(使用電子天秤:AB204，メトラー・トレド株式会社)．各器官重量を最終体重で除して相対重量も算出した．下垂体及び甲状腺は 20 vol%中性緩衝ホルマリンで1晩固定後，測定した．これらの器官は，肺，気管，膵臓，唾液腺(舌下腺・顎下腺)，食道，胃，十二指腸，空腸，回腸，盲腸，結腸，直腸，リンパ節(下顎・腸間膜)，膀胱，腟，上皮小体，脊髄，坐骨神経，眼球，ハーダー腺，胸骨，大腿骨及び乳腺とともに 20 vol%中性緩衝ホルマリンで固定した．ただし，眼球は，グルタールアルデヒド・ホルマリンで1晩固定後，20 vol%中性緩衝ホルマリンに再固定した．

交尾不成立雌動物は,交配期間終了の翌日にペントバルビタールナトリウムの腹腔内投与(40 mg/kg)による麻酔下で腹大動脈から放血致死させ後に剖検し,妊娠していないことを確認した．上記の器官・組織は，20 vol%中性緩衝ホルマリンで固定後，10 vol%中性緩衝ホルマリンに保存した．ただし，眼球は，グルタールアルデヒド・ホルマリンで1晩固定後，20 vol%中性緩衝ホルマリンに再固定した．

5.11.3. 回復群雌

上記の5.9.3.及び5.10.3.の項で採血した動物をさらに放血致死させた後，剖検した．脳(大脳，小脳，延髄)，下垂体，甲状腺，胸腺，心臓，肝臓，脾臓，腎臓，副腎，卵巣及び子宮は重量を測定した(使用電子天秤:AB204，メトラー・トレド株式会社)．各器官重量を最終体重で除

して相対重量も算出した．下垂体及び甲状腺は 20 vol%中性緩衝ホルマリンで 1 晩固定後，測定した．これらの器官は，肺，気管，膵臓，唾液腺(舌下腺・顎下腺)，食道，胃，十二指腸，空腸，回腸，盲腸，結腸，直腸，リンパ節(下顎・腸間膜)，膀胱，腟，上皮小体，脊髄，坐骨神経，眼球，ハーダー腺，胸骨，大腿骨及び乳腺とともに 20 vol%中性緩衝ホルマリンで固定した．ただし，眼球は，グルタールアルデヒド・ホルマリンで 1 晩固定後，20 vol%中性緩衝ホルマリンに再固定した．

5.12. 病理組織学検査

5.12.1. 雄

投与期間終了時剖検例及び 1000 mg/kg 群の死亡例について，心臓，肺，気管，肝臓，膵臓，唾液腺(舌下腺・顎下腺)，食道，胃，十二指腸，空腸，回腸，盲腸，結腸，直腸，胸腺，脾臓，リンパ節(下顎・腸間膜)，腎臓，膀胱，尿道，精巣，精巣上体，精嚢，前立腺，下垂体，副腎，甲状腺，上皮小体(検査可能な動物のみ)，脳(大脳・小脳・延髄)，脊髄，坐骨神経，眼球，ハーダー腺，骨髄(胸骨・大腿骨)及び骨(胸骨・大腿骨)のパラフィン包埋標本を作製した．切り出し後の器官・組織は，10 vol%中性緩衝ホルマリンで保存した．その後，対照群及び 1000 mg/kg 群について，HE 染色組織標本を作製し，病理組織学検査を実施した．なお，精巣については，PAS-ヘマトキシリン染色標本も作製した．1000 mg/kg 群の検査において対照群と比べて異常を示す動物数に差があると考えられた十二指腸，空腸，回腸，胸腺，腸間膜リンパ節，腎臓，膀胱，尿道，精巣及び精巣上体については，250 及び 62.5 mg/kg 群についても HE 染色組織標本を作製し，病理組織学検査を実施した．250 mg/kg 以上の群で空腸を主とする小腸に粘膜固有層の空胞化が認められたため，対照群及び 1000 mg/kg 群の各 3 例(動物番号の若い順)について空腸を O.T.C. compound に入れ，液体窒素で凍結後，凍結切片を作製し，オイルレッド O 染色標本を作製した．そのオイルレッド O 染色標本について，病理組織学的検査を実施し，粘膜固有層の空胞化が脂肪蓄積によるものか否かを確認した．観察後，凍結標本及びオイルレッド O 染色標本は廃棄した．

5.12.2. 試験群雌

各群とも動物番号の若い順に各 6 例及び 1000 mg/kg 群の死亡例について，心臓，肺，気管，肝臓，膵臓，唾液腺(舌下腺・顎下腺)，食道，胃，十二指腸，空腸，回腸，盲腸，結腸，直腸，胸腺，脾臓，リンパ節(下顎・腸間膜)，腎臓，膀胱，尿道(検査可能な動物のみ)，卵巣，子宮，腟，下垂体，副腎，甲状腺，上皮小体(検査可能な動物のみ)，脳(大脳・小脳・延髄)，脊髄，坐骨神経，眼球，ハーダー腺，骨髄(胸骨・大腿骨)，骨(胸骨・大腿骨)及び乳腺のパラフィン包埋標本を作製した．切り出し後の器官・組織は，10 vol%中性緩衝ホルマリンで保存した．その後，対照群及び 1000 mg/kg 群の各 6 例及び 1000 mg/kg 群の死亡例について，HE 染色組織標本を作製し，病理組織学検査を実施した．1000 mg/kg 群の検査において対照群と比べて異常を示す動物数に差があると考えられた十二指腸，空腸，回腸，胸腺，腸間膜リンパ節，腎臓，膀胱及び尿道については，62.5 及び 250 mg/kg 群についても HE 染色組織標本を作製し，病理組織学検査を実施した．

5.12.3. 回復群雄

対照群，62.5，250 及び 1000 mg/kg 群について，十二指腸，空腸，回腸，胸腺，腸間膜リンパ節，腎臓，膀胱，尿道，精巣及び精巣上体のパラフィン包埋標本を作製後，HE 染色組織標本を作製し，病理組織学検査を実施した．また，剖検時に萎縮が認められた対照群の 1 例の脾臓についても，HE 染色組織標本を作製し，病理組織学検査を実施した．切り出し後の器官・組織は，10 vol%中性緩衝ホルマリンで保存した．投与期間終了時剖検例と同様にオイルレッド 0 染色標本を作製し，粘膜固有層の空胞化が脂肪蓄積によるものか否かを確認した．観察後，凍結標本及びオイルレッド 0 染色標本は廃棄した．

5.12.4. 回復群雌

対照群，250 及び 1000 mg/kg 群について，十二指腸，空腸，回腸，胸腺，腸間膜リンパ節，腎臓，膀胱及び尿道(検査可能な動物のみ)のパラフィン包埋標本を作製後，HE 染色組織標本を作製し，病理組織学検査を実施した．切り出し後の器官・組織は，10 vol%中性緩衝ホルマリンで保存した．

5.13. 性周期

試験群雌の性周期は，投与開始日から交尾確認前日まで毎日 1 回観察した．なお，発情期が連続 2 日間にわたって観察された場合は 1 回と計数した．

5.14. 交配

14 日間投与した雄と試験群雌を同一群内で 1 対 1 に組み合わせて同居交配した．交配期間は 14 日を限度として，交尾を確認するまでの連続同居交配とした．ただし，交配相手雄が交配期間中に死亡した 1000 mg/kg 群の雌動物 No. F04451 の交配相手雄は交配 1 日から雄動物 No. M04405，雌動物 No. F04462 の交配相手雄は交配 4 日から雄動物 No. M04407 とした．

交尾確認は毎朝ほぼ一定時刻に行い，腟垢内に精子または腟栓を確認した雌を交尾成立動物として，その日を妊娠 0 日として起算した．

5.15. 分娩状態の観察

交尾雌は自然分娩させ，分娩状態の異常の有無，分娩終了の確認を妊娠 21 日から妊娠 25 日の午前 10 時まで毎日行った.午前 10 時に分娩が終了していた場合,その日を哺育 0 日とした．

5.17. 哺育状態の観察

母動物は，哺育状態を哺育 0 日から 4 日まで毎日観察した．

5.18. 児動物(F_1)

5.18.1. 出産時の観察

出産時に総出産児数と性，死産児数，新生児数及び外表異常の有無を観察した．死産児は，剖検後，20 vol%中性緩衝ホルマリンで固定し，10 vol%中性緩衝ホルマリンに保存した．

5.18.2. 児動物の観察

児動物は，一般状態及び死亡の有無を毎日1回観察した．死亡児は，剖検後，20 vol%中性緩衝ホルマリンで固定し，10 vol%中性緩衝ホルマリンに保存した．

5.18.3. 体重測定

体重は，哺育0日(出生日)及び4日に測定した(使用電子天秤:PM2000, PG2002-S, メトラー・トレド株式会社)．

5.18.4. 剖検

生存児は,哺育4日にジエチルエーテル麻酔下で腹大動脈から放血致死させた後に剖検した．剖検で異常の認められた児動物は，20 vol%中性緩衝ホルマリンで固定し，10 vol%中性緩衝ホルマリンに保存した．

6. 統計解析

有意差検定は下記に示したように，対照群と各投与群の間で行い，危険率を5%とし，5%未満($p<0.05$)と 1%未満($p<0.01$)とに分けて表示した.児動物の体重は一腹の平均値と合計値も算出した．死亡例の器官重量は集計から除外した．

〈検定方法〉

体重(親動物，児動物)，摂餌量，行動機能(FOB)の毛づくろい及び立ち上がり回数，握力，自発運動量，尿量，尿比重，血液学検査成績，血液生化学検査成績，器官の絶対重量及び相対重量，発情回数，交尾所要日数，妊娠期間[分娩日(哺育0日)－交尾確認日]，妊娠黄体数，着床数，着床率[(着床数/妊娠黄体数)×100]，総出産児数(新生児数＋死産児数)，新生児数，死産児数,分娩率[(総出産児数/着床数)×100],児の産出率[(哺育0日の新生児数/着床数)×100],出生率[(哺育0日の新生児数/総出産児数)×100],哺育4日の生存児数,哺育4日の生存率[(哺育4日の生存児数/哺育0日の新生児数)×100]，外表異常の出現率[(外表異常児数/新生児数)×100]及び性比(雄/雌)は，各群で平均値及び標準偏差を算出した．その後，Bartlett 法による等分散性の検定を行い，等分散の場合には Dunnett 法により行った．一方，等分散と認められなかった場合は，順位を利用した Dunnett 型の検定法により行った．

行動機能(FOB)(但し，毛づくろい及び立ち上がり回数を除く)及び感覚反応は，各群で平均値及び範囲を算出した．その後，Bartlett 法による等分散性の検定を行い，等分散の場合には Dunnett 法により行った．一方，等分散と認められなかった場合は，順位を利用した Dunnett 型の検定法により行った．

交尾率[(交尾成立動物数/同居動物数)×100]，受胎率[(受胎雌数/交尾成立動物数)×100]及び出産率[(新生児出産雌数/受胎雌数)×100]は，χ^2検定により行った．

病理組織学検査において，1000 mg/kg 群で毒性学的影響が示唆され，62.5 及び 250 mg/kg 群についても検査を実施した組織所見については，対照群との群間比較を上記の順位を利用した Dunnett 型の検定法を用いて行った．1000 mg/kg 群において対照群との間に有意差が認められた場合は，Cochran・Armitage の傾向検定を用いて用量反応性の検定を行った．

結果

Ⅰ. 反復投与毒性

1. 一般状態

1.1. 雄(Table 1-1～1-5, Appendix 1-1～1-4)

1000 mg/kg 群では，投与 16 日と投与 17 日に各 1 例が死亡した．対照群，62.5 及び 250 mg/kg 群では，死亡例及び瀕死例は認められなかった．

投与期間中には,対照群では投与直後に一過性の流涎が 1 例にみられた.62.5 mg/kg 群では，一般状態の異常はみられなかった．250 mg/kg 群では，投与直後に一過性の流涎が 9 例，被毛の汚れが 12 例全例及び赤色尿が 4 例にみられた．1000 mg/kg 群では，死亡 2 例(No. M04401:投与 16 日死亡，No. M04412:投与 17 日死亡)において投与開始日から死亡前日までに一過性の流涎，被毛の汚れ，自発運動の低下，赤色尿及び体温下降が 2 例，口の周囲の汚れ，肛門周囲の汚れ，下痢，緩徐呼吸及び立毛が 1 例にみられた．同群の生存例では，投与直後に一過性の流涎が 10 例全例，被毛の汚れが 10 例全例及び赤色尿が 9 例にみられた．

回復期間中には，いずれの群とも一般状態の異常はみられなかった．

1.2. 試験群雌(Table 2-1 及び 2-2, 3-1 及び 3-2, 4, Appendix 2-1～2-4, 3-1～3-4 及び 4-1～4-4)

1000 mg/kg 群では，投与 8 日に 1 例が死亡した．対照群，62.5 及び 250 mg/kg 群では，死亡例及び瀕死例は認められなかった．

交配開始前及び交配期間中には，対照群及び 62.5 mg/kg 群では一般状態の異常はみられなかった．250 mg/kg 群では，投与直後に一過性の流涎が 2 例，被毛の汚れが 9 例及び赤色尿が 4 例にみられた．1000 mg/kg 群では，死亡例(No. F04455:投与 8 日死亡)において投与開始日から死亡前日までに被毛の汚れ，自発運動の低下，赤色尿，体温下降，緩徐呼吸及び立毛がみられた．同群の生存例では，投与直後に一過性の流涎が 10 例，被毛の汚れが 11 例全例及び赤色尿が 10 例にみられた．

妊娠期間中には，対照群及び 62.5 mg/kg 群では一般状態の異常はみられなかった．250 mg/kg 群では,投与直後に一過性の流涎が 3 例及び被毛の汚れが 9 例にみられた.1000 mg/kg 群では，投与直後に一過性の流涎が 9 例，被毛の汚れが 9 例及び赤色尿が 1 例にみられた．

哺育期間中には，対照群及び 62.5 mg/kg 群では一般状態の異常はみられなかった．250 mg/kg 群では,投与直後に一過性の流涎が 1 例及び被毛の汚れが 5 例にみられた.1000 mg/kg 群では，投与直後に一過性の流涎が 9 例，被毛の汚れが 3 例及び赤色尿が 1 例にみられた

1.3. 回復群雌(Table 5-1～5-5, Appendix 5-1～5-3)

死亡及び瀕死例は，いずれの群にも認められなかった．

投与期間中には，対照群では一般状態の異常はみられなかった．250 mg/kg 群では，投与直後に一過性の流涎が 2 例，被毛の汚れが 6 例全例及び赤色尿が 1 例にみられた．1000 mg/kg 群では，投与直後に一過性の流涎が 6 例全例，被毛の汚れが 6 例全例及び赤色尿が 5 例にみられ

た.

回復期間中には，いずれの群とも一般状態の異常はみられなかった.

2.体重

2.1. 雄(Table 6, Fig.2, Appendix 6-1～6-4)

投与期間中には，62.5 及び 250 mg/kg 群では対照群と比べて各測定日の体重に有意差はみられなかった.1000 mg/kg 群では,対照群と比べて投与 4～42 日に体重の有意な低値がみられた.

回復期間中には，62.5 及び 250 mg/kg 群では対照群と比べて各測定日の体重に有意差はみられなかった. 1000 mg/kg 群では，対照群と比べて回復 1 及び 4 日に体重の有意な低値がみられた.

2.2. 試験群雌(Table 7～9, Fig.3, Appendix 7-1～7-4, 8-1～8-4 及び 9-1～9-4)

交配開始前及び交配期間中には，62.5 及び 250 mg/kg 群では対照群と比べて各測定日の体重に有意差はみられなかった. 1000 mg/kg 群では，対照群と比べて投与 4 日に体重の有意な低値がみられた.

妊娠期間中には，62.5 及び 250 mg/kg 群では対照群と比べて各測定日の体重に有意差はみられなかった. 1000 mg/kg 群では，対照群と比べて妊娠 21 日に体重の有意な低値がみられた.

哺育期間中には，62.5 及び 250 mg/kg 群では対照群と比べて各測定日の体重に有意差はみられなかった. 1000 mg/kg 群では，対照群と比べて哺育 0 日に体重の有意な低値がみられた.

2.3. 回復群雌(Table 10, Fig.4, Appendix 10-1～10-3)

投与期間中には，各投与群とも対照群と比べて各測定日の体重に有意差はみられなかった.

回復期間中には，各投与群とも対照群と比べて各測定日の体重に有意差はみられなかった.

3. 摂餌量

3.1. 雄(Table 11, Fig.5, Appendix 11-1～11-4)

投与期間中には，62.5 及び 250 mg/kg 群では，対照群と比べて投与 2 日に摂餌量の有意な低値がみられた. 1000 mg/kg 群では対照群と比べて投与 2, 5 及び 9 日に摂餌量の有意な低値がみられた.

回復期間中には，62.5 mg/kg 群では対照群と比べて回復 9 日，250 mg/kg 群では回復 5 日，1000 mg/kg 群では回復 5, 9 及び 12 日に摂餌量の有意な高値がみられたが，投与による毒性学的影響とは考えられない.

3.2. 試験群雌(Table 12～14, Fig.6, Appendix 12-1～12-4, 13-1～13-4 及び 14-1～14-4)

交配開始前には，62.5 及び 250 mg/kg 群では対照群と比べて各測定日の摂餌量に有意差はみられなかった. 1000 mg/kg 群では，対照群と比べて投与 2 及び 5 日に摂餌量の有意な低値がみられた.

妊娠期間中には,各投与群とも対照群と比べて各測定日の摂餌量に有意差はみられなかった.

哺育期間中には，各投与群とも対照群と比べて測定日の摂餌量に有意差はみられなかった．

3.3. 回復群雌(Table 15, Fig.7, Appendix 15-1～15-3)

投与期間中には,各投与群とも対照群と比べて各測定日の摂餌量に有意差はみられなかった．

回復期間中には，250 mg/kg 群では対照群と比べて各測定日の摂餌量に有意差はみられなかった．1000 mg/kg 群では，対照群と比べて回復 2 日に摂餌量の有意な高値がみられたが，投与による毒性学的影響とは考えられない．

4. 行動機能(FOB)

4.1. 雄(Table 16-1～16-6, Appendix 16-1～16-4)

62.5 及び 250 mg/kg 群では,各測定日のいずれの項目にも異常はみられなかった.1000 mg/kg 群では，流涎がみられ，対照群と比べて投与 14，21，28，35 及び 41 日にその出現率の有意な高値がみられたが，投与直後の一過性の流涎が継続したものと考えられる．

4.2. 試験群雌(Table 17-1～17-6, Appendix 17-1～17-4)

62.5 及び 250 mg/kg 群では,各測定日のいずれの項目にも異常はみられなかった.1000 mg/kg 群では，流涎がみられ，対照群と比べて妊娠 1，8 及び 15 日並びに哺育 3 日にその出現率の有意な高値がみられたが，投与直後の一過性の流涎が継続したものと考えられる．

4.3. 回復群雌(Table 18-1～18-6, Appendix 18-1～18-3)

250 mg/kg 群では，対照群と比べてケージからの出し易さの有意な低値がみられたが，投与開始前の変化であった．1000 mg/kg 群では，流涎がみられ，対照群と比べて投与 22 及び 36 日にその出現率の有意な高値がみられたが，投与直後の一過性の流涎が継続したものと考えられる．

5. 感覚反応

5.1. 雄(Table 19, Appendix 19-1～19-4)

各投与群とも，いずれの項目にも異常はみられなかった．

5.2. 試験群雌(Table 20, Appendix 20-1～20-4)

各投与群とも，いずれの項目にも異常はみられなかった．

6. 握力

6.1. 雄(Table 21, Appendix 21-1～21-4)

各投与群とも，対照群と比べて前肢及び後肢の握力に有意差はみられなかった．

6.2. 試験群雌(Table 22, Appendix 22-1～22-4)

各投与群とも，対照群と比べて前肢及び後肢の握力に有意差はみられなかった．

7. 自発運動量

7.1. 雄(Table 23, Appendix 23-1～23-4)

62.5 及び 1000 mg/kg 群では，対照群と比べて各測定項目に有意差はみられなかった．250 mg/kg 群では，対照群と比べて投与後 50 分に歩行量の有意な高値がみられたが，投与量に関連した変化ではないことから，投与による影響とは考えられない．

7.2. 試験群雌(Table 24, Appendix 24-1～24-4)

各投与群とも，対照群と比べて各測定項目に有意差はみられなかった．

8. 尿検査

8.1. 投与 2 日

8.1.1. 雄(Table 25-1 及び 25-2, Appendix 25-1～25-4)

62.5 及び 250 mg/kg 群では，対照群と比べて尿量及び尿比重に有意差はみられなかった．1000 mg/kg 群では，対照群と比べて尿量の有意な高値及び尿比重の有意な低値がみられた．

62.5 mg/kg 群では，色調，pH，蛋白質，ブドウ糖，ケトン体，ビリルビン，潜血，ウロビリノーゲン及び沈渣は対照群とほぼ同程度であった．250 mg/kg 群では，潜血陽性及び沈渣で赤血球がみられた．1000 mg/kg 群では，潜血陽性並びに沈渣で上皮細胞及び赤血球がみられた．

8.1.2. 試験群雌(Table 26-1 及び 26-2, Appendix 26-1～26-4)

62.5 及び 250 mg/kg 群では，対照群と比べて尿量及び尿比重に有意差はみられなかった．1000 mg/kg 群では，対照群と比べて尿量の有意な高値及び尿比重の有意な低値がみられた．

62.5 mg/kg 群では，色調，pH，蛋白質，ブドウ糖，ケトン体，ビリルビン，潜血，ウロビリノーゲン及び沈渣は対照群とほぼ同程度であった．250 mg/kg 群では，潜血陽性及び沈渣で赤血球がみられた．1000 mg/kg 群では，潜血陽性並びに沈渣で赤血球及び白血球がみられた．

8.2. 投与 3 日の投与後

8.2.1. 雄(Table 27-1 及び 27-2, Appendix 27-1～27-4)

62.5 mg/kg 群では，色調，pH，蛋白質，ブドウ糖，ケトン体，ビリルビン，潜血，ウロビリノーゲン及び沈渣は対照群とほぼ同程度であった．250 mg/kg 群では，白濁尿，潜血陽性及び沈渣で赤血球がみられた．1000 mg/kg 群では，白濁尿，潜血陽性並びに沈渣で赤血球及び白血球がみられた．

8.2.2. 試験群雌(Table 28-1 及び 28-2, Appendix 28-1～28-4)

62.5 mg/kg 群では，色調，pH，蛋白質，ブドウ糖，ケトン体，ビリルビン，潜血，ウロビリノーゲン及び沈渣は対照群とほぼ同程度であった．250 mg/kg 群では，白濁尿，潜血陽性及び沈渣で赤血球がみられた．1000 mg/kg 群では，白濁尿，潜血陽性並びに沈渣で上皮細胞及び赤血球がみられた．

8.3. 投与期間終了前

8.3.1. 雄(Table 29-1 及び 29-2, Appendix 29-1～29-4)

62.5 及び 250 mg/kg 群では,対照群と比べて尿量及び尿比重に有意差はみられなかった.1000 mg/kg 群では，対照群と比べて尿比重の有意な低値がみられた.

62.5 及び 250 mg/kg 群では，色調，pH，蛋白質，ブドウ糖，ケトン体，ビリルビン，潜血，ウロビリノーゲン及び沈渣は対照群とほぼ同程度であった．1000 mg/kg 群では，潜血陽性並びに沈渣で上皮細胞，赤血球及び白血球がみられた.

8.3.2. 試験群雌(Table 30-1 及び 30-2, Appendix 30-1～30-4)

各投与群とも，対照群と比べて尿量及び尿比重に有意差はみられなかった.

62.5 mg/kg 群では，色調，pH，蛋白質，ブドウ糖，ケトン体，ビリルビン，潜血，ウロビリノーゲン及び沈渣は対照群とほぼ同程度であった．250 mg/kg 群では，沈渣で上皮細胞がみられた．1000 mg/kg 群では，沈渣で上皮細胞及び白血球がみられた.

8.4. 投与期間終了前の投与後

8.4.1. 雄(Table 31-1 及び 31-2, Appendix 31-1～31-4)

62.5 mg/kg 群では，色調，pH，蛋白質，ブドウ糖，ケトン体，ビリルビン，潜血，ウロビリノーゲン及び沈渣は対照群とほぼ同程度であった．250 mg/kg 群では，白濁尿並びに沈渣で赤血球及び白血球がみられた．1000 mg/kg 群では，白濁尿，潜血陽性並びに沈渣で赤血球及び白血球がみられた.

8.4.2. 試験群雌(Table 32-1 及び 32-2, Appendix 32-1～32-4)

62.5 及び 250 mg/kg 群では，色調，pH，蛋白質，ブドウ糖，ケトン体，ビリルビン，潜血，ウロビリノーゲン及び沈渣は対照群とほぼ同程度であった．1000 mg/kg 群では，沈渣で白血球がみられた.

8.5. 回復期間終了前

8.5.1. 雄(Table 33-1 及び 33-2, Appendix 33-1～33-4)

各投与群とも，対照群と比べて尿量及び尿比重に有意差はみられなかった.

各投与群とも，色調，pH，蛋白質，ブドウ糖，ケトン体，ビリルビン，潜血，ウロビリノーゲン及び沈渣は対照群とほぼ同程度であった.

8.5.2. 回復群雌(Table 34-1 及び 34-2, Appendix 34-1～34-3)

各投与群とも，対照群と比べて尿量及び尿比重に有意差はみられなかった.

各投与群とも，色調，pH，蛋白質，ブドウ糖，ケトン体，ビリルビン，潜血，ウロビリノーゲン及び沈渣は対照群とほぼ同程度であった.

9. 血液学検査

9.1. 投与期間終了時

9.1.1. 雄(Table 35, Appendix 35-1～35-4)

62.5 及び 250 mg/kg 群では，対照群と比べて各測定項目に有意差はみられなかった．1000 mg/kg 群では，対照群と比べて赤血球数，ヘモグロビン量及びヘマトクリット値，MCV 及び MCH の有意な低値並びにフィブリノーゲン濃度の有意な高値がみられた．

9.1.2. 試験群雌(Table 36, Appendix 36-1～36-4)

62.5 mg/kg 群では，対照群と比べて各測定項目に有意差はみられなかった．250 mg/kg 群では，対照群と比べてヘマトクリット値の有意な低値がみられた．1000 mg/kg 群では，対照群と比べてヘモグロビン量及びヘマトクリット値の有意な低値並びに活性化部分トロンボプラスチン時間の有意な高値がみられた．

9.2. 回復期間終了時

9.2.1. 雄(Table 37, Appendix 37-1～37-4)

62.5 mg/kg 群では，対照群と比べて活性化部分トロンボプラスチン時間の有意な高値がみられたが，投与量に依存した変化ではなかった．1000 mg/kg 群では，対照群と比べて赤血球数，ヘモグロビン量及びヘマトクリット値の有意な低値並びに網状赤血球比率の有意な高値がみられた．その他，250 mg/kg 群では対照群と比べてフィブリノーゲン濃度の有意な低値，1000 mg/kg 群ではフィブリノーゲン濃度の有意な低値がみられたが，投与期間終了時にそれらの傾向は認められなかったことから，投与に基づくものではないと判断される．

9.2.2. 回復群雌(Table 38, Appendix 38-1～38-3)

250 mg/kg 群では，対照群と比べて MCV 及び MCH の有意な低値がみられた．1000 mg/kg 群では，対照群と比べて MCV,MCH 及び MCHC の有意な低値並びに赤血球数の有意な高値がみられた．

10. 血液生化学検査

10.1. 投与期間終了時

10.1.1. 雄(Table 39, Appendix 39-1～39-4)

62.5 mg/kg 群では，対照群と比べて Cl の有意な高値がみられたが，投与量に依存した変化ではなかった．1000 mg/kg 群では，対照群と比べて総蛋白，アルブミン量，A/G 及び K の有意な低値，γ-GTP，尿素窒素及びクレアチニンの有意な高値がみられた．その他，250 及び 1000 mg/kg 群では，対照群と比べて AST の有意な低値がみられたが，毒性学的意義はないと考えられる．

10.1.2. 試験群雌(Table 40, Appendix 40-1～40-4)

62.5 mg/kg 群では，対照群と比べて各測定項目に有意差はみられなかった．1000 mg/kg 群では，対照群と比べて総蛋白及びトリグリセライドの有意な低値がみられた．250 及び 1000 mg/kg

群では，対照群と比べて有意差はないもののγ-GTPの高値傾向がみられた．その他，1000 mg/kg群では，対照群と比べて総ビリルビンの有意な低値がみられたが，毒性学的意義はないと考えられる．

10.2. 回復期間終了時

10.2.1. 雄(Table 41, Appendix 41-1～41-4)

62.5及び250 mg/kg群では，対照群と比べて各測定項目に有意差はみられなかった．1000 mg/kg群では，対照群と比べて総蛋白の有意な低値及びA/Gの有意な高値がみられた．その他，1000 mg/kg群では，対照群と比べてClの有意な高値がみられたが，背景データの値(Cl:106.4±1.9 mEq/L)に近いことから，投与に基づく変化ではないと判断される．また，同群では，対照群と比べて無機リンの有意な高値がみられたが，投与期間終了時にその傾向は認められなかったことから，投与に基づくものではないと判断される．

10.2.2. 回復群雌(Table 42, Appendix 42-1～42-3)

250 mg/kg群では，対照群と比べて各測定項目に有意差はみられなかった．1000 mg/kg群では，対照群と比べて総蛋白の有意な低値がみられた．その他，1000 mg/kg群では，対照群と比べてALP及びClの有意な高値がみられたが，それらは背景データの値(ALP:242.7±102.4 IU/L, Cl:107.7±2.1 mEq/L)に近いことから，投与に基づく変化ではないと判断される．

11. 剖検

11.1. 死亡例

11.1.1. 雄(Table 43, Appendix 43)

1000 mg/kg群の2死亡例で胸腺及び脾臓の萎縮が全例，腎臓の腫大及び腺胃粘膜の暗赤色化が各1例にみられた．

11.1.2. 試験群雌(Table 44, Appendix 44)

1000 mg/kg群の1死亡例で胸腺及び脾臓の萎縮がみられた．

11.2. 投与期間終了時

11.2.1. 雄(Table 45, Appendix 45-1～45-4)

対照群，62.5及び250 mg/kg群では，異常はみられなかった．1000 mg/kg群では，腎臓の腫大が4例にみられた．

11.2.2. 試験群雌(Table 46, Appendix 46-1～46-4)

哺育7日の剖検では，対照群，62.5及び250 mg/kg群では，異常はみられなかった．1000 mg/kg群では，腎臓の腫大が1例にみられたが，その病理組織学検査で水腎症が認められており，偶発的変化と判断される．

交尾不成立雌では，異常はみられなかった．

11.3. 回復期間終了時

11.3.1. 雄(Table 47, Appendix 47-1～47-4)

62.5, 250 及び 1000 mg/kg 群では，異常はみられなかった．対照群では，脾臓の萎縮が 1 例にみられた．

11.3.2. 回復群雌(Table 48, Appendix 48-1～48-3)

いずれの群とも，異常はみられなかった．

12. 器官重量

12.1. 投与期間終了時

12.1.1. 雄(Table 49, Appendix 49-1～49-4)

剖検日の体重は，62.5 及び 250 mg/kg 群では対照群と比べて有意差はみられなかった．1000 mg/kg 群では，対照群と比べて体重の有意な低値がみられた．

器官重量において，62.5 及び 250 mg/kg 群では対照群と比べて各器官の絶対重量及び相対重量に有意差はみられなかった．1000 mg/kg 群では，対照群と比べて胸腺の絶対重量の有意な低値，腎臓の絶対重量の有意な高値並びに脾臓，腎臓及び副腎の相対重量の有意な高値がみられた．その他，1000 mg/kg 群では，下垂体の絶対重量の有意な低値がみられたが，その相対重量に有意差が認められないことから，投与による影響とは考えられない．また，同群では，脳の相対重量の有意な高値がみられたが，絶対重量に有意差が認められないことから，対照群との体重差に基づく変化と考えられる．

12.1.2. 試験群雌(Table 50, Appendix 50-1～50-4)

剖検日の体重は，各投与群とも対照群と比べて有意差はみられなかった．

器官重量において,62.5 及び 250 mg/kg 群では胸腺の相対重量の有意な低値がみられた.1000 mg/kg 群では，対照群と比べて胸腺の絶対重量の有意な低値，胸腺の相対重量の有意な低値，肝臓の相対重量の有意な高値がみられた．

12.2. 回復期間終了時

12.2.1. 雄(Table 51, Appendix 51-1～51-4)

剖検日の体重は，各投与群とも対照群と比べて有意差はみられなかった．

器官重量において，62.5 mg/kg 群では，対照群と比べて下垂体の絶対重量の有意な低値及び心臓の相対重量の有意な高値がみられたが，投与量に関連した変化ではないことから，投与による影響とは考えられない．250 mg/kg 群では，対照群と比べて腎臓の絶対重量の有意な高値がみられたが，投与量に関連した変化ではないことから，投与による影響とは考えられない．1000 mg/kg 群では，対照群と比べて腎臓の相対重量の有意な高値がみられた．その他，1000 mg/kg 群では，下垂体の絶対重量の有意な低値がみられたが，その相対重量に有意差が認められないことから，投与による影響とは考えられない．

12.2.2. 回復群雌(Table 52, Appendix 52-1～52-3)

剖検日の体重は，各投与群とも対照群と比べて有意差はみられなかった．

器官重量において，250 及び 1000 mg/kg 群では対照群と比べて子宮の絶対重量及び相対重量の有意な高値がみられたが，250 及び 1000 mg/kg 群とも投与期間終了時にその傾向は認められなかったこと，背景データの値(絶対重量:672 mg，相対重量:229 mg%)に近いことから，投与に基づくものではないと判断される．

13. 病理組織学検査

13.1 死亡例

13.1.1. 1000 mg/kg 群の雄(Table 53, Appendix 53)

空腸：粘膜固有層の空胞化が 1 例にみられ，その程度はごく軽度であった．

腎臓：移行上皮の過形成が 1 例にみられ，その程度はごく軽度であった．

膀胱：移行上皮の過形成が 2 例にみられ，その程度はごく軽度あるいは軽度であった．

尿道：移行上皮の過形成が 2 例にみられ，その程度はごく軽度であった．

精巣：精細管の萎縮が 1 例にみられ，その程度はごく軽度であった．

精巣上体：管腔内の細胞残渣が 1 例にみられ，その程度はごく軽度であった．

なお，各組織に死後変化が軽度あるいは中等度に認められ，その他の所見は確認できなかった．

13.1.1. 1000 mg/kg 群の雌(Table 54, Appendix 54)

心臓：細胞浸潤がみられ，その程度はごく軽度であった．

腎臓：移行上皮の過形成がみられ，その程度はごく軽度であった．

膀胱：移行上皮の過形成がみられ，その程度はごく軽度であった．

なお，各組織に死後変化が中等度に認められ，その他の所見は確認できなかった．

13.2. 投与期間終了時

13.2.1. 雄(Table 55, Appendix 55-1～55-4)

十二指腸：粘膜固有層の空胞化が 250 mg/kg 群で 1 例及び 1000 mg/kg 群で 3 例にみられ，その程度はごく軽度であった．粘膜固有層の空胞化は，1000 mg/kg 群で対照群と比べて有意差が認められ，かつ，用量反応性も確認された．

空腸：粘膜固有層の空胞化が 250 mg/kg 群で 1 例及び 1000 mg/kg 群で 5 例にみられ，その程度は 250 mg/kg 群でごく軽度,1000 mg/kg 群で軽度であった.粘膜固有層の空胞化は,1000 mg/kg 群で対照群と比べて有意差が認められた．オイルレッド 0 染色による検査では，1000 mg/kg 群で乳糜管内にオイルレッド 0 の弱陽性と粘膜固有層内にオイルレッド 0 の陽性が 3 例中各 3 例にみられた．

回腸：粘膜固有層の空胞化が 1000 mg/kg 群で 2 例にみられ，その程度はごく軽度であった．

腸間膜リンパ節：リンパ洞の空胞化が 1000 mg/kg 群で 2 例にみられ，その程度はごく軽度であった．

腎臓：移行上皮の過形成及び腎盂腎炎が1000 mg/kg群で各5例にみられ，それらの程度は移行上皮の過形成が軽度，腎盂腎炎が軽度あるいは中等度であった．移行上皮の過形成及び腎盂腎炎は，1000 mg/kg群で対照群と比べて有意差が認められた．尿細管の再生が62.5 mg/kg群で1例にみられ，その程度はごく軽度であった．

膀胱：移行上皮の過形成が62.5 mg/kg群で2例，250 mg/kg群で6例及び1000 mg/kg群で5例にみられ，その程度は62.5 mg/kg群でごく軽度，250 mg/kg群でごく軽度あるいは軽度，1000 mg/kg群で軽度であった．移行上皮の過形成は，250及び1000 mg/kg群で対照群と比べて有意差が認められ，かつ，用量反応性も確認された．

尿道：移行上皮の過形成が1000 mg/kg群で4例にみられ，その程度はごく軽度あるいは軽度であった．移行上皮の過形成は，1000 mg/kg群で対照群と比べて有意差が認められ，かつ，用量反応性も確認された．

精巣：精細管の萎縮，精細管の変性，セルトリ細胞の空胞化及び精子細胞の遺残が1000 mg/kg群で各1例にみられ，それらの程度は精細管の萎縮が軽度，精細管の変性，セルトリ細胞の空胞化及び精子細胞の遺残がごく軽度であった．

精巣上体：精子の減少及び管腔内の細胞残渣が1000 mg/kg群で各2例にみられ，それらの程度は精子の減少がごく軽度，管腔内の細胞残渣がごく軽度あるいは軽度であった．

その他の変化として以下に示した所見が得られた．

心臓：細胞浸潤が対照群で1例にみられた．

肺：泡沫細胞集簇が1000 mg/kg群で1例にみられた．血管壁の鉱質沈着が対照群で1例と1000 mg/kg群で2例にみられた．

甲状腺：異所性胸腺が対照群で1例にみられた．

なお，これらの変化は対照群でも通常観察される変化であること，それらの程度はごく軽度であること，投与群のそれらの出現頻度は対照群と比べて差がないことから，偶発的変化と判断される．

その他には，対照群及び1000 mg/kg群では，気管，肝臓，膵臓，舌下腺，顎下腺，食道，胃，盲腸，結腸，直腸，脾臓，下顎リンパ節，精嚢，前立腺，下垂体，副腎，上皮小体，大脳，小脳，延髄，脊髄，坐骨神経，眼球，ハーダー腺，骨(胸骨・大腿骨)及び骨髄(胸骨・大腿骨)に異常はみられなかった．また，対照群並びに62.5，250及び1000 mg/kg群では，胸腺に異常はみられなかった．

13.2.2. 試験群雌(Table 56, Appendix 56-1～56-4)

十二指腸：粘膜固有層の空胞化が250 mg/kg群で1例及び1000 mg/kg群で2例にみられ，その程度はごく軽度であった．

空腸：粘膜固有層の空胞化が1000 mg/kg群で6例にみられ，その程度は軽度であった．粘膜固有層の空胞化は，1000 mg/kg群で対照群と比べて有意差が認められた．

胸腺：皮質及び髄質の萎縮が1000 mg/kg群で2例にみられ，その程度はごく軽度であった．

腸間膜リンパ節：リンパ洞の空胞化が1000 mg/kg群で3例にみられ，その程度はごく軽度あるいは軽度であった．リンパ洞の空胞化は，1000 mg/kg群で対照群と比べて有意差が認められ

た.

腎臓：移行上皮の過形成及び尿細管の再生が 1000 mg/kg 群で各 3 例，腎盂炎が 1000 mg/kg 群で 2 例にみられ，それらの程度は移行上皮の過形成がごく軽度あるいは軽度，尿細管の再生及び腎盂炎がごく軽度であった．移行上皮の過形成及び尿細管の再生は，1000 mg/kg 群で対照群と比べて有意差が認められ，かつ，用量反応性も確認された．

膀胱：移行上皮の過形成が 250 mg/kg 群で 6 例及び 1000 mg/kg 群で 6 例にみられ，その程度は 250 mg/kg 群でごく軽度あるいは軽度，1000 mg/kg 群で軽度であった．移行上皮の過形成は，250 及び 1000 mg/kg 群で対照群と比べて有意差が認められ，かつ，用量反応性も確認された．

尿道：移行上皮の過形成，角化重層扁平上皮化生及び細胞浸潤が 1000 mg/kg 群で各 2 例，上皮の壊死が 1000 mg/kg 群で 1 例にみられ，それらの程度は移行上皮の過形成がごく軽度，角化重層扁平上皮化生が軽度，細胞浸潤がごく軽度あるいは軽度，上皮の壊死が中等度であった．

その他の変化として以下に示した所見が得られた．

肺：泡沫細胞集簇が 1000 mg/kg 群で 1 例にみられた．

肝臓：限局性の肝細胞壊死が対照群で 1 例にみられた．

腎臓：右腎の水腎症が 1000 mg/kg 群で 1 例にみられた．嚢胞が 62.5 mg/kg 群で 1 例にみられた．

なお，これらの変化は対照群でも通常観察される変化であること，投与群のそれらの出現頻度は対照群と比べて差がないことから，偶発的変化と判断される．

その他には，対照群及び 1000 mg/kg 群では，心臓，気管，膵臓，舌下腺，顎下腺，食道，胃，盲腸，結腸，直腸，脾臓，下顎リンパ節，卵巣，子宮，腟，下垂体，副腎，甲状腺，上皮小体，大脳，小脳，延髄，脊髄，坐骨神経，眼球，ハーダー腺，骨(胸骨・大腿骨)，骨髄(胸骨・大腿骨)及び乳腺に異常はみられなかった．また，対照群並びに 62.5，250 及び 1000 mg/kg 群では，回腸に異常はみられなかった．

13.3. 回復期間終了時

13.3.1. 雄(Table 57, Appendix 57-1～57-4)

十二指腸：粘膜固有層の空胞化が 250 mg/kg 群で 1 例及び 1000 mg/kg 群で 2 例にみられ，その程度は 250 mg/kg 群でごく軽度，1000 mg/kg 群でごく軽度あるいは軽度であった．

空腸：粘膜固有層の空胞化が 1000 mg/kg 群で 5 例にみられ，その程度は軽度であった．粘膜固有層の空胞化は，1000 mg/kg 群で対照群と比べて有意差が認められた．オイルレッド 0 染色による検査では，1000 mg/kg 群で乳糜管内にオイルレッド 0 の陽性と粘膜固有層内にオイルレッド 0 の弱陽性あるいは陽性が 3 例中各 3 例にみられた．

回腸：粘膜固有層の空胞化が 1000 mg/kg 群で 1 例にみられ，その程度は軽度であった．

腸間膜リンパ節：リンパ洞の空胞化が 1000 mg/kg 群で 4 例にみられ，その程度はごく軽度であった．リンパ洞の空胞化は，1000 mg/kg 群で対照群と比べて有意差が認められ，かつ，用量反応性も確認された．

腎臓：移行上皮の過形成及び尿細管の再生が 1000 mg/kg 群で各 5 例にみられ，それらの程度はごく軽度あるいは軽度であった．移行上皮の過形成及び尿細管の再生は，1000 mg/kg 群で対

照群と比べて有意差が認められ，かつ，用量反応性も確認された．

膀胱：移行上皮の過形成が 250 mg/kg 群で 5 例及び 1000 mg/kg 群で 5 例にみられ，その程度はごく軽度であった．移行上皮の過形成は，250 及び 1000 mg/kg 群で対照群と比べて有意差が認められ，かつ，用量反応性も確認された．

精巣：精子細胞の遺残及び精細管の変性が 1000 mg/kg 群で各 1 例にみられ，それらの程度はごく軽度であった．対照群では，精細管の萎縮，精細管の変性及びセルトリ細胞の空胞化が各 1 例にみられ，それらの程度はごく軽度であった．

精巣上体：管腔内の細胞残渣が対照群で 2 例にみられ，その程度はごく軽度であった．

脾臓：萎縮が対照群で 1 例にみられ，その程度は軽度であった．

対照群並びに 62.5，250 及び 1000 mg/kg 群では，胸腺及び尿道に異常はみられなかった．

13.3.2. 回復群雌(Table 58, Appendix 58-1～58-3)

十二指腸：粘膜固有層の空胞化が 1000 mg/kg 群で 5 例にみられ，その程度はごく軽度であった．粘膜固有層の空胞化は，1000 mg/kg 群で対照群と比べて有意差が認められ，かつ，用量反応性も確認された．

空腸：粘膜固有層の空胞化が 1000 mg/kg 群で 6 例にみられ，その程度は軽度であった．粘膜固有層の空胞化は，1000 mg/kg 群で対照群と比べて有意差が認められた．

腸間膜リンパ節：リンパ洞の空胞化が 1000 mg/kg 群で 3 例にみられ，その程度はごく軽度であった．リンパ洞の空胞化は，1000 mg/kg 群で対照群と比べて有意差が認められ，かつ，用量反応性も確認された．

腎臓：移行上皮の過形成が 1000 mg/kg 群で 3 例にみられ，その程度はごく軽度であった．尿細管の再生が 1000 mg/kg 群で 4 例にみられ，その程度はごく軽度であった．移行上皮の過形成及び尿細管の再生は，1000 mg/kg 群で対照群と比べて有意差が認められ，かつ，用量反応性も確認された．

膀胱：移行上皮の過形成が 250 mg/kg 群で 6 例及び 1000 mg/kg 群で 6 例にみられ，その程度は 250 及び 1000 mg/kg ともごく軽度あるいは軽度であった.移行上皮の過形成は,250 及び 1000 mg/kg 群で対照群と比べて有意差が認められ，かつ，用量反応性も確認された．

尿道：移行上皮の過形成が 1000 mg/kg 群で 1 例にみられ，その程度はごく軽度であった．

対照群並びに 62.5，250 及び 1000 mg/kg 群では，回腸及び胸腺に異常はみられなかった．

II．生殖発生毒性

1．親動物の生殖発生

1.1. 発情回数(Table 59, Appendix 59-1～59-4)

交配開始前の投与期間(14 日間)の発情回数は，62.5 及び 250 mg/kg 群では対照群と比べて有意差はみられなかった．1000 mg/kg 群では，対照群と比べて交配開始前の投与期間(14 日間)の発情回数の有意な低値がみられた．

1.2. 交尾所要日数，交尾率，受胎雌数及び受胎率(Table 59, Appendix 59-1～59-4)

交尾不成立は，62.5，250 及び 1000 mg/kg 群で各 1 組にみられた．交尾率は，各投与群とも対照群との間に有意差はみられなかった．交尾所要日数は，各投与群とも対照群との間に有意差はみられなかった．

不受胎雌は，いずれの群にも認められなかった．受胎率は，いずれの群とも 100.0%であった．

1.3. 妊娠期間(Table 60, Appendix 60-1～60-4)

妊娠期間は，各投与群とも対照群と比べて有意差はみられなかった．

1.4. 妊娠黄体数，着床数及び着床率(Table 60, Appendix 60-1～60-4)

各投与群とも，対照群と比べて妊娠黄体数，着床数及び着床率に有意差はみられなかった．

1.5. 出産率，分娩状態及び哺育状態(Table 60 及び 61, Appendix 60-1～60-4 及び 61-1～61-4)

出産率は，いずれの群とも 100.0%であった．

分娩状態及び哺育状態において，いずれの群とも異常はみられなかった．

2. 児動物(F_1)

2.1. 総出産児数，死産児数，哺育 0 日の新生児数，哺育 0 日の性比，分娩率，児の産出率及び出生率(Table 60, Appendix 60-1～60-4)

各投与群とも，対照群と比べて総出産児数，死産児数，哺育 0 日の新生児数，哺育 0 日の性比，分娩率，児の産出率及び出生率に有意差はみられなかった．

2.2. 児動物の一般状態，哺育 4 日の生存児数，哺育 4 日の性比，哺育 4 日の生存率及び外表異常(Table 60 及び 62, Appendix 60-1～60-4 及び 62-1～62-4)

各投与群とも，対照群と比べて哺育 4 日の生存児数，哺育 4 日の性比及び哺育 4 日の生存率に有意差はみられなかった．

新生児の外表異常としては，250 mg/kg 群で無尾が 2 例にみられたが，対照群との間に有意差は認められず，自然発生例と考えられる．

児動物の一般状態において，いずれの群とも異常はみられなかった．

2.3. 児動物の体重(Table 63, Appendix 63-1～63-4)

62.5 及び 250 mg/kg 群では，対照群と比べて哺育 0 及び 4 日の雌雄別平均体重，哺育 0 及び 4 日の一腹平均体重，哺育 0 及び 4 日の一腹合計体重に有意差はみられなかった．1000 mg/kg 群では，対照群と比べて哺育 4 日の一腹合計体重の有意な低値がみられたが，哺育 0 及び 4 日の雌雄別平均体重，哺育 0 及び 4 日の一腹平均体重並びに哺育 0 日の一腹合計体重に有意差は認められないことから，投与による影響とは考えられない．

2.4. 死亡児の剖検(Table 64, Appendix 64-1～64-4)

対照群，62.5 及び 1000 mg/kg 群では，異常はみられなかった．250 mg/kg 群では，肺の萎縮が 1 例にみられたが，投与量に関連したものではないことから，投与による影響とは考えられない．

2.5. 生存児の剖検(Table 65, Appendix 65-1～65-4)

対照群，62.5 及び 250 mg/kg 群では，異常はみられなかった．1000 mg/kg 群では，腎盂拡張がみられたが，1 例のみであり，偶発例と考えられる．

考察

ビニルトリメトキシシランのラットを用いる経口投与による反復投与毒性・生殖発生毒性併合試験を行い，雌雄動物に対する毒性影響を検討するとともに，性腺機能，交尾行動，受胎及び分娩などの生殖行動に及ぼす影響について検討した．投与量は，1000 mg/kg を高用量とし，以下 250 及び 62.5 mg/kg とした．

反復投与による毒性については，死亡例が 1000 mg/kg 群で雄 2 例と雌 1 例に認められた．死亡例では，流涎，被毛の汚れ，自発運動の低下，赤色尿，体温下降，口の周囲の汚れ，肛門周囲の汚れ，下痢，緩徐呼吸及び立毛がみられた．死亡例の病理組織学検査では，空腸に粘膜固有層の空胞化，腎臓，膀胱あるいは尿道に移行上皮の過形成がみられたが，いずれもごく軽度あるいは軽度な変化であり，重篤な変化ではなかった．その他の器官・組織は死後変化のため，精査できなかったが，死亡直前に認められた被毛の汚れ，自発運動の低下，体温下降，口の周囲の汚れ，肛門周囲の汚れ，下痢，緩徐呼吸及び立毛から，ビニルトリメトキシシランによる全身状態の悪化により死に至ったと考えられる．ビニルトリメトキシシランのラットを用いる単回経口投与毒性試験[3]では 2000 mg/kg 投与により，死亡例の発現と肛門周囲の汚れ及び下痢がみられていることから，当試験で認められた一般状態の変化もビニルトリメトキシシラン投与による影響と考えられる．

一般状態の変化としては，250 及び 1000 mg/kg 群の雌雄の生存例で被毛の汚れ及び赤色尿がみられた．なお，250 及び 1000 mg/kg 群の雌雄で流涎がみられたが，いずれも投与直後に一過性に認められたのみであり，痙攣などの神経症状あるいは唾液腺の形態学的変化は認められないことから，被験物質の刺激性に基づく変化と判断され，毒性症状とはみなさなかった．

体重は，1000 mg/kg 群の雄で投与期間に低値，雌で交配開始前に一過性の低値，妊娠 21 日及び哺育 0 日に低値がみられたが，回復期間には雌雄とも回復した．

摂餌量は，1000 mg/kg 群の雄で低値及び雌で交配開始前に低値がみられた．62.5 及び 250 mg/kg 群の雄で投与期間初期に摂餌量の低値がみられたが，一過性の変化であり，体重推移に異常が認められないことから，毒性学的意義はないと考えられる．

行動機能(FOB),感覚反応,握力及び自発運動量では,投与に起因する変化はみられなかった．

尿検査において，投与期間初期に雄では 250 mg/kg 以上の群で白濁尿，潜血陽性及び沈渣で

赤血球，1000 mg/kg 群で尿量の高値，尿比重の低値及び沈渣で上皮細胞あるいは白血球がみられた．雌では，250 mg/kg 以上の群で白濁尿，潜血陽性及び沈渣で赤血球，1000 mg/kg 群で尿量の高値，尿比重の低値及び沈渣で上皮細胞あるいは白血球がみられた．投与期間終了前には雌雄とも 1000 mg/kg 群で白濁尿，潜血陽性並びに沈渣で上皮細胞，赤血球あるいは白血球がみられた．潜血陽性は投与期間初期の投与後に強く認められた．投与期間中に雌雄とも 250 mg/kg 以上の群で被毛の汚れ及び赤色尿がみられたが，これらの変化は尿中に赤血球が混入したことによる変化と考えられる．また，血液生化学検査において，投与期間終了時に 1000 mg/kg 群の雄で総蛋白，アルブミン量，A/G 及び K の低値，尿素窒素及びクレアチニンの高値，雌で総蛋白の低値がみられた．総蛋白，アルブミン量，A/G 及び K の低値，尿素窒素及びクレアチニンの高値は，腎機能低下に伴うものと考えられる．投与期間終了時に 1000 mg/kg 群の雄で腎臓の腫大がみられ，腎臓の絶対重量及び相対重量の高値がみられた．

泌尿器系の病理組織学検査において，投与期間終了時に雄では 62.5 mg/kg 群で腎臓に尿細管の再生，62.5 mg/kg 以上の群で膀胱に移行上皮の過形成，1000 mg/kg 群で腎臓に移行上皮の過形成及び腎盂腎炎，尿道に移行上皮の過形成，雌では 250 mg/kg 以上の群で膀胱に移行上皮の過形成，1000 mg/kg 群で腎臓に移行上皮の過形成，尿細管の再生及び腎盂炎，尿道に移行上皮の過形成，角化重層扁平上皮化生，細胞浸潤及び上皮の壊死がみられた．移行上皮の過形成は，移行上皮の損傷部における再生像であると報告[4]されている．また，terephthalic acid, dimethyl terephthalate あるいは dithiolan の投与によるラットで移行上皮の過形成が生じることが報告されている[5]．従って，ビニルトリメトキシシランあるいはその代謝産物により尿路上皮が障害され，上皮に過形成が生じたと考えられる．さらに，1000 mg/kg 群では，尿路上皮の障害に伴う上行性感染により，腎盂腎炎あるいは腎盂炎を来し，腎機能が低下したと考えられる．投与期間終了時に 1000 mg/kg 群の雄で腎臓の絶対重量及び相対重量の高値がみられており，腎盂腎炎との関連が示唆される．回復期間終了時には，1000 mg/kg 群の雌雄で総蛋白の低値，1000 mg/kg 群の雄で腎臓の相対重量の高値，250 mg/kg 以上の群の雌雄で膀胱に移行上皮の過形成，1000 mg/kg 群の雌雄で腎臓に移行上皮の過形成及び尿細管の再生，1000 mg/kg 群の雌ではさらに尿道に移行上皮の過形成がみられているものの，回復傾向にあると考えられる．

血液学検査において，投与期間終了時に雄では 1000 mg/kg 群で赤血球数，ヘモグロビン量及びヘマトクリット値,MCV 及び MCH の低値並びにフィブリノーゲン濃度の高値,雌では 250 mg/kg 以上の群でヘマトクリット値の低値，1000 mg/kg 群でヘモグロビン量の低値及び活性化部分トロンボプラスチン時間の高値がみられた．回復期間終了時には，250 mg/kg 群の雌及び 1000 mg/kg 群の雌雄で貧血傾向は継続してみられた．250 mg/kg 群の雌及び 1000 mg/kg 群の雌雄で認められた貧血傾向は，尿中に赤血球が漏出したことによると考えられる．投与期間終了時に 1000 mg/kg 群の雄で脾臓の相対重量の高値がみられており，脾臓及び骨髄に病理組織学変化はみられないものの，ビニルトリメトキシシランは造血機能に影響を及ぼす可能性がある．

血液生化学検査において，投与期間終了時に 250 mg/kg 群の雌並びに 250 及び 1000 mg/kg 群の雌雄でγ-GTP の高値あるいは高値傾向がみられた．γ-GTP の高値あるいは高値傾向は，ビニルトリメトキシシランの肝臓への影響を示唆させるが，1000 mg/kg 群の雌で肝臓の相対重量

の高値がみられるものの，肝臓の病理組織学検査で変化は認められず，ごく軽微な変化と考えられる．

病理組織学検査では，投与期間終了時に雌雄とも 250 mg/kg 以上の群で空腸を主とする小腸に粘膜固有層の空胞化が認められた．1000 mg/kg 群では，さらに腸間膜リンパ節にリンパ洞の空胞化がみられた．小腸の空胞化は，その発現部位が粘膜固有層であること，腸間膜リンパ節に同様の変化が認められたこと，さらにオイルレッド 0 染色の結果から，吸収されたビニルトリメトキシシランがカイロミクロンとして吸収され,乳糜管内あるいは粘膜固有層内に貯留し，乳糜管が拡張し，さらに乳糜管とも連絡する腸管膜リンパ節のリンパ洞内にも貯留したと考えられる．血液生化学検査において，投与期間終了時に 1000 mg/kg 群の雄で総蛋白，アルブミン量及び A/G の低値，1000 mg/kg 群の雌で総蛋白及びトリグリセライドの低値がみられたが，これらの変化は前述した腎機能低下の他に小腸の粘膜固有層の空胞化に伴う消化・吸収機能の低下との関連が考えられる．なお，抗高血圧剤投与によりラットの小腸に乳糜管の拡張が生じる[6]こと,パラフィン化合物投与によりラットの腸間膜リンパ節にリンパ洞の拡張が生じる[7]ことが報告されている．回復期間終了時にも，250 mg/kg 以上の群の雄及び 1000 mg/kg 群の雌で小腸に粘膜固有層の空胞化及び腸間膜リンパ節にリンパ洞の空胞化がみられている．また，オイルレッド 0 染色では，投与期間終了時には粘膜固有層内の脂肪の染色性が強く，乳糜管内の脂肪の染色性が弱かった．一方，回復期間終了時には乳糜管内の脂肪の染色性が強くなったことから，粘膜固有層内の吸収過程のカイロミクロンが乳糜管内に順次移行したと考えられる．

投与期間終了時に雄では 1000 mg/kg 群で胸腺の絶対重量の低値及び副腎の相対重量の高値，雌では 62.5 mg/kg 以上の群で胸腺の相対重量の低値，1000 mg/kg 群で胸腺の絶対重量の低値がみられた．1000 mg/kg 群の雌では，投与期間終了時に胸腺の皮質及び髄質の萎縮がみられ，胸腺及び副腎の重量変化は全身状態の悪化に基づく変化と考えられる．なお，全身状態の悪化は，泌尿器及び小腸の障害により生じた変化と考えられる．

1000 mg/kg 群の雄では，精巣及び精巣上体の病理組織学検査で死亡例の 1 例，投与期間終了時の 2 例，回復期間終了時の 1 例の計 4 例に変化がみられた．しかし，対照群でも回復期間終了時に精巣及び精巣上体に 1000 mg/kg 群と同様の変化が 2 例にみられている．また，Crj:CD(SD)IGS ラットの当所の背景データにおいても，同様の変化は精巣で約 10%，精巣上体で約 2%が発現している[8]．従って，1000 mg/kg 群の雄における精巣及び精巣上体の変化は，偶発的変化と考えられる．

親動物の生殖発生毒性については，交配開始前の投与期間(14 日間)の発情回数は 1000 mg/kg 群で低値がみられた．1000 mg/kg 群では，被毛の汚れ及び赤色尿，交配開始前に体重及び摂餌量の低値がみられていることから,発情回数の低値は一般状態の悪化に伴う変化と考えられる．しかし，交尾率，交尾所要日数，受胎雌数，受胎率，妊娠期間，出産率，分娩状態，哺育状態，妊娠黄体数，着床数及び着床率に投与に起因する変化はみられなかった．

児動物(F_1)については，総出産児数，死産児数，哺育 0 日の新生児数，哺育 0 日の性比，分娩率，児の産出率，出生率，一般状態，哺育 4 日の生存児数，哺育 4 日の性比，哺育 4 日の生存率，外表，体重及び剖検において，投与に起因する変化はみられなかった．

以上のように，ビニルトリメトキシシランの無影響量は，雄では 62.5 mg/kg 投与で膀胱に移

行上皮の過形成が認められたことから 62.5 mg/kg/day 未満，雌では 62.5 mg/kg 投与で胸腺の相対重量の低値が認められたことから，62.5 mg/kg/day 未満と考えられる．また，生殖発生毒性学的な無影響量は，雄では 1000 mg/kg 投与でいずれの項目にも影響が認められなかったことから 1000 mg/kg/day，雌では 1000 mg/kg 投与で性周期に影響が認められたことから 250 mg/kg/day と考えられる．児動物への無影響量は，1000 mg/kg 投与で生存性及び体重などに影響が認められなかったことから 1000 mg/kg/day と考えられる．

文献

1) [redacted]：ビニルトリメトキシシラン調製液の安定性確認試験(試験番号：401223P)(株式会社日本バイオリサーチセンター　羽島研究所)

2) [redacted]：ビニルトリメトキシシランのラットを用いる経口投与による反復投与毒性・生殖発生毒性併合試験の予備試験(試験番号:100523P)(株式会社日本バイオリサーチセンター　羽島研究所)

3) [redacted]：ビニルトリメトキシシランのラットを用いる単回経口投与毒性試験(試験番号：401223)(株式会社日本バイオリサーチセンター　羽島研究所)

4) 日本毒性病理学会編：「毒性病理組織学」膀胱/尿管/尿道，東京，pp. 267-282，2000.

5) 前川昭彦，林裕造　責任編集：「毒性病理学講座⑤毒性病理学」泌尿器系，地人書館，東京，pp. 267-321，1991.

6) Gopinath, C., Prentice, D.E. and Lewis, D.J.: "Atlas of experimental toxicological pathology; The alimentary system and pancreas" ,pp. 61-76, MTP PRESS LIMITED.

7) Boorman, G.A., Eustis, S.L., Elwell, M.R., Montgomery, Jr. C.A. and MacKenzie, W.F.: "Pathology of the fischer rat; Spleen, lymph nodes, and thymus" ,pp. 369-393, ACADEMIC PRESS, Inc. 1990.

8) Nagase, T., Yoshijima, K., Tomioka, M., Ohe, T., Ozawa, M., Ito, T., Kimura, H., and Okada, M.: Toxicological data on Crj:CD(SD)IGS and Crj:CD(SD) strain rats- Comparison of clinical pathology and histopathology, CD(SD)IGS-2000: 99-104, 2000.

Stability of silane, ethenyltrimethoxy- in test preparations

Test article: Silane, ethenyltrimethoxy- (Lot No. 308595)
Vehicle: Corn Oil
Date of preparation: March 29, 2004
Method: GC method
Date of analysis: March 29, 2004, March 30, 2004, April 5, 2004
Storage condition: 1)Stored under refrigeration (set at 4 °C) and light-shielded conditions for 1 day
2)Stored at room temperature (set at 23°C) and light-shielded conditions for 6 hours after being stored under refrigeration (set at 4°C)and light-shielded conditions for 7 days
Testing facility: Hashima Laboratory, Nihon Bioresearch Inc.

Results

Concentration of silane, ethenyltrimethoxy- (mg/mL)	Storage period	Measured concentration (mg/mL)			Recovery rate (%)	Residual rate to the value immediately after preparation (%)
		1st	2nd	Mean		
20	Immediately after preparation	18.92	19.77	19.35	96.8	-
	At 1 day after preparation[1)]	20.02	19.91	19.97	99.9	103.2
	At 7 days after preparation[2)]	19.01	19.25	19.13	95.7	98.9
200	Immediately after preparation	201.9	200.7	201.3	100.7	-
	At 1 day after preparation[1)]	200.7	198.4	199.6	99.8	99.2
	At 7 days after preparation[2)]	198.2	199.2	198.7	99.4	98.7

The concentration of each preparation was within the acceptable range (100±10%).
The stability of each preparation was in conformity with the regulation [Residual rate (%) to the value immediately after preparation was 90% or higher].

Deviation from the protocol:
This analysis was conducted according to the protocol and there were no deviations from the protocol during the analysis.

GLP:
This study was conducted in compliance with the OECD Guidelines for Safety Studies on Chemicals (OECD GLP Standards) and the Law Concerning the Examination and Regulation of Manufacture etc. of Chemical Substances.

Stability of silane, ethenyltrimethoxy- in test preparations

Test article: Silane, ethenyltrimethoxy- (Lot No. 308595)
Vehicle: Corn Oil
Date of preparation: September 1, 2004
Method: GC method
Date of analysis: September 1, 2004, September 2, 2004, September 8, 2004
Storage condition: 1)Stored under refrigeration (set at 4 °C) and light-shielded conditions for 1 day
2)Stored at room temperature (set at 23°C) and light-shielded conditions for 6 hours after being stored under refrigeration (set at 4°C) and light-shielded conditions for 7 days
Testing facility: Hashima Laboratory, Nihon Bioresearch Inc.

Results

Concentration of silane, ethenyltrimethoxy- (mg/mL)	Storage period	Measured concentration (mg/mL)			Recovery rate (%)	Residual rate to the value immediately after preparation (%)
		1st	2nd	Mean		
10	Immediately after preparation	9.182	9.108	9.145	91.5	-
	At 1 day after preparation[1)]	9.255	9.092	9.174	91.7	100.3
	At 7 days after preparation[2)]	9.577	9.049	9.313	93.1	101.8

The concentration of each preparation was within the acceptable range (100±10%).
The stability of each preparation was in conformity with the regulation [Residual rate (%) to the value immediately after preparation was 90% or higher].

Deviation from the protocol:
This analysis was conducted according to the protocol and there were no deviations from the protocol during the analysis.

GLP:
This study was conducted in compliance with the OECD Guidelines for Safety Studies on Chemicals (OECD GLP Standards) and the Law Concerning the Examination and Regulation of Manufacture etc. of Chemical Substances.

Concentrations of silane, ethenyltrimethoxy- in dosing preparations
at the start of administration

Test article: Silane, ethenyltrimethoxy- (Lot No. 308595)
Vehicle: Corn oil
Date of preparation: September 14, 2004
Method: GC method
Date of analysis: September 14, 2004
Testing facility: Hashima Laboratory, Nihon Bioresearch Inc.

Results

Concentration of silane, ethenyltrimethoxy- (mg/mL)	Measured concentrations (mg/mL)			Recovery rate (%)
	1st	2nd	Mean	
12.5	12.78	12.51	12.65	101.2
50	45.04	50.33	47.69	95.4
200	203.3	200.2	201.8	100.9

The concentration of each preparation was within the acceptable range (100±10%).

Deviation from the protocol:

This analysis was conducted according to the protocol and there were no deviations from the protocol during the analysis.

GLP:

This study was conducted in compliance with the OECD Guidelines for Safety Studies on Chemical (OECD GLP Standards) and Law Concerning the Examination and Regulation of Manufacture etc. of Chemical Substances.

Concentrations of silane, ethenyltrimethoxy- in dosing preparations
at the end of administration

Test article: Silane, ethenyltrimethoxy- (Lot No. 308595)
Vehicle: Corn oil
Date of preparation: October 19, 2004
Method: GC method
Date of analysis: October 19, 2004
Testing facility: Hashima Laboratory, Nihon Bioresearch Inc.

Results

Concentration of silane, ethenyltrimethoxy- (mg/mL)	Measured concentrations (mg/mL)			Recovery rate (%)
	1st	2nd	Mean	
12.5	12.64	11.29	11.97	95.8
50	47.56	46.06	46.81	93.6
200	196.5	188.3	192.4	96.2

The concentration of each preparation was within the acceptable range (100±10%).

Deviation from the protocol:

This analysis was conducted according to the protocol and there were no deviations from the protocol during the analysis.

GLP:

This study was conducted in compliance with the OECD Guidelines for Safety Studies on Chemical (OECD GLP Standards) and Law Concerning the Examination and Regulation of Manufacture etc. of Chemical Substances.

Table 1-1 General signs of male rats in combined repeat dose and reproductive/developmental toxicity screeming test of silane, ethenyltrimethoxy- by oral administration

Group	mg/kg	Number of males and general signs	Days of administration																									
			1		2		3		4		5		6		7		8		9		10		11		12		13	
			Pre	Post	Pre	Post	Pre	Post	Pre	Post	Pre	Post	Pre	Post	Pre	Post	Pre	Post	Pre	Post	Pre	Post	Pre	Post	Pre	Post	Pre	Post
Control	0	Number of males	12	12	12	12	12	12	12	12	12	12	12	12	12	12	12	12	12	12	12	12	12	12	12	12	12	12
		Normal	12	12	12	12	12	12	12	12	12	12	12	12	12	12	12	12	12	12	12	12	12	12	12	12	12	12
		Salivation	0	0	0	0	0	0	0	0	0	0	0	0	0	0	0	0	0	0	0	0	0	0	0	0	0	0
silane, ethenyltrimethoxy-	62.5	Number of males	12	12	12	12	12	12	12	12	12	12	12	12	12	12	12	12	12	12	12	12	12	12	12	12	12	12
		Normal	12	12	12	12	12	12	12	12	12	12	12	12	12	12	12	12	12	12	12	12	12	12	12	12	12	12
	250	Number of males	12	12	12	12	12	12	12	12	12	12	12	12	12	12	12	12	12	12	12	12	12	12	12	12	12	12
		Normal	12	11	12	11	12	12	12	9	12	8	12	5	12	5	10	4	12	9	12	10	12	9	12	9	12	7
		Salivation	0	0	0	0	0	0	0	0	0	0	0	0	0	3	0	4	0	2	0	1	0	2	0	1	0	3
		Soiled hair	0	1	0	1	0	0	0	3	0	4	0	7	0	4	2	5	0	2	0	1	0	1	0	3	0	4
		Reddish urine	0	1	0	1	0	0	0	1	0	0	0	2	0	0	0	0	0	0	0	0	0	0	0	0	0	0
	1000	Number of males	12	12	12	12	12	12	12	12	12	12	12	12	12	12	12	12	12	12	12	12	12	12	12	12	12	12
		Normal	12	2	10	1	11	6	9	0	10	2	9	0	12	1	11	0	12	0	10	0	10	0	12	0	11	0
		Salivation	0	0	0	0	0	0	0	0	0	0	0	0	0	5	0	9	0	8	0	9	0	6	0	8	0	6
		Soiled hair	0	8	2	11	1	6	3	12	2	10	3	12	0	9	1	9	0	11	0	10	2	10	0	12	1	10
		Decrease in locomotor activity	0	0	0	0	0	0	0	0	0	0	0	0	0	0	0	0	0	0	0	0	0	0	0	0	0	0
		Reddish urine	0	6	0	8	0	2	0	7	0	3	0	2	0	3	0	5	0	3	2	2	0	0	0	1	0	1
		Hypothermia	0	0	0	0	0	0	0	0	0	0	0	0	0	0	0	0	0	0	0	0	0	0	0	0	0	0
		Perioral smudge	0	0	0	0	0	0	0	0	0	0	0	0	0	0	0	0	0	0	0	0	0	0	0	0	0	0
		Perianal soil	0	0	0	0	0	0	0	0	0	0	0	0	0	0	0	0	0	0	0	0	0	0	0	0	0	0
		Diarrhea	0	0	0	0	0	1	0	0	0	0	0	0	0	0	0	0	0	0	0	0	0	0	0	0	0	0
		Bradypnea	0	0	0	0	0	0	0	0	0	0	0	0	0	0	0	0	0	0	0	0	0	0	0	0	0	0
		Piloerection	0	0	0	0	0	0	0	0	0	0	0	0	0	0	0	0	0	0	0	0	0	0	0	0	0	0
		Death	0	0	0	0	0	0	0	0	0	0	0	0	0	0	0	0	0	0	0	0	0	0	0	0	0	0

Pre: Before administration, Post: after administration.

Table 1-2 General signs of male rats in combined repeat dose and reproductive/developmental toxicity screeming test of silane, ethenyltrimethoxy- by oral administration

Group	mg/kg	Number of males and general signs	Days of administration																									
			14		15		16		17		18		19		20		21		22		23		24		25		26	
			Pre	Post	Pre	Post	Pre	Post	Pre	Post	Pre	Post	Pre	Post	Pre	Post	Pre	Post	Pre	Post	Pre	Post	Pre	Post	Pre	Post	Pre	Post
Control	0	Number of males	12	12	12	12	12	12	12	12	12	12	12	12	12	12	12	12	12	12	12	12	12	12	12	12	12	12
		Normal	12	12	12	12	12	12	12	12	12	12	12	12	12	12	12	12	12	12	12	12	12	12	12	12	12	12
		Salivation	0	0	0	0	0	0	0	0	0	0	0	0	0	0	0	0	0	0	0	0	0	0	0	0	0	0
silane, ethenyltrimethoxy-	62.5	Number of males	12	12	12	12	12	12	12	12	12	12	12	12	12	12	12	12	12	12	12	12	12	12	12	12	12	12
		Normal	12	12	12	12	12	12	12	12	12	12	12	12	12	12	12	12	12	12	12	12	12	12	12	12	12	12
	250	Number of males	12	12	12	12	12	12	12	12	12	12	12	12	12	12	12	12	12	12	12	12	12	12	12	12	12	12
		Normal	12	8	12	6	10	4	12	5	12	4	12	9	12	4	12	5	12	6	12	7	12	3	12	2	12	5
		Salivation	0	0	0	3	0	4	0	4	0	1	0	1	0	3	0	0	0	3	0	3	0	4	0	4	0	2
		Soiled hair	0	4	0	5	2	5	0	5	0	7	0	3	0	6	0	7	0	5	0	2	0	7	0	8	0	6
		Reddish urine	0	0	0	0	0	0	0	0	0	0	0	0	0	0	0	0	0	0	0	0	0	0	0	0	0	0
	1000	Number of males	12	12	12	12	12	11	11	10	10	10	10	10	10	10	10	10	10	10	10	10	10	10	10	10	10	10
		Normal	9	0	10	0	8	1	10	0	10	1	10	0	10	2	10	2	10	2	10	2	10	1	10	1	10	2
		Salivation	0	5	0	4	0	3	0	4	0	4	0	6	0	4	0	4	0	8	0	6	0	7	0	6	0	4
		Soiled hair	3	11	2	12	3	10	0	10	0	9	0	8	0	7	0	6	0	6	0	6	0	7	0	8	0	7
		Decrease in locomotor activity	1	2	1	2	1	1	0	0	0	0	0	0	0	0	0	0	0	0	0	0	0	0	0	0	0	0
		Reddish urine	0	0	0	1	0	0	0	0	0	0	0	2	0	0	0	0	0	1	0	1	0	0	0	1	0	0
		Hypothermia	0	0	1	1	1	1	0	0	0	0	0	0	0	0	0	0	0	0	0	0	0	0	0	0	0	0
		Perioral smudge	0	0	1	1	1	1	0	0	0	0	0	0	0	0	0	0	0	0	0	0	0	0	0	0	0	0
		Perianal soil	0	0	0	1	1	1	0	0	0	0	0	0	0	0	0	0	0	0	0	0	0	0	0	0	0	0
		Diarrhea	0	1	0	1	0	0	0	0	0	0	0	0	0	0	0	0	0	0	0	0	0	0	0	0	0	0
		Bradypnea	0	0	0	0	0	1	0	0	0	0	0	0	0	0	0	0	0	0	0	0	0	0	0	0	0	0
		Piloerection	0	0	0	0	0	1	0	0	0	0	0	0	0	0	0	0	0	0	0	0	0	0	0	0	0	0
		Death	0	0	0	0	1	0	1	0	0	0	0	0	0	0	0	0	0	0	0	0	0	0	0	0	0	0

Pre: Before administration, Post: after administration.

Table 1-3 General signs of male rats in combined repeat dose and reproductive/developmental toxicity screeming test of silane, ethenyltrimethoxy- by oral administration

Group	mg/kg	Number of males and general signs	Days of administration																									
			27		28		29		30		31		32		33		34		35		36		37		38		39	
			Pre	Post	Pre	Post	Pre	Post	Pre	Post	Pre	Post	Pre	Post	Pre	Post	Pre	Post	Pre	Post	Pre	Post	Pre	Post	Pre	Post	Pre	Post
Control	0	Number of males	12	12	12	12	12	12	12	12	12	12	12	12	12	12	12	12	12	12	12	12	12	12	12	12	12	12
		Normal	12	12	12	11	12	12	12	12	12	12	12	12	12	12	12	12	12	12	12	12	12	12	12	12	12	12
		Salivation	0	0	0	1	0	0	0	0	0	0	0	0	0	0	0	0	0	0	0	0	0	0	0	0	0	0
silane, ethenyltrimethoxy-	62.5	Number of males	12	12	12	12	12	12	12	12	12	12	12	12	12	12	12	12	12	12	12	12	12	12	12	12	12	12
		Normal	12	12	12	12	12	12	12	12	12	12	12	12	12	12	12	12	12	12	12	12	12	12	12	12	12	12
	250	Number of males	12	12	12	12	12	12	12	12	12	12	12	12	12	12	12	12	12	12	12	12	12	12	12	12	12	12
		Normal	12	6	12	6	12	6	12	6	12	6	12	6	12	7	12	4	12	6	12	6	12	7	12	7	12	5
		Salivation	0	2	0	5	0	1	0	1	0	2	0	2	0	2	0	2	0	0	0	0	0	3	0	1	0	2
		Soiled hair	0	5	0	1	0	6	0	5	0	5	0	4	0	3	0	7	0	6	0	6	0	2	0	4	0	6
		Reddish urine	0	0	0	0	0	0	0	0	0	0	0	0	0	0	0	0	0	0	0	0	0	0	0	0	0	0
	1000	Number of males	10	10	10	10	10	10	10	10	10	10	10	10	10	10	10	10	10	10	10	10	10	10	10	10	10	10
		Normal	10	1	10	2	10	1	10	1	10	2	10	3	10	2	10	3	10	2	10	2	10	1	10	1	10	2
		Salivation	0	4	0	7	0	7	0	6	0	4	0	5	0	8	0	5	0	7	0	4	0	6	0	7	0	5
		Soiled hair	0	6	0	5	0	5	0	7	0	7	0	4	0	6	0	4	0	4	0	5	0	6	0	6	0	6
		Decrease in locomotor activity	0	0	0	0	0	0	0	0	0	0	0	0	0	0	0	0	0	0	0	0	0	0	0	0	0	0
		Reddish urine	0	0	0	0	0	0	0	1	0	0	0	0	0	0	0	0	0	0	0	0	0	1	0	0	0	0
		Hypothermia	0	0	0	0	0	0	0	0	0	0	0	0	0	0	0	0	0	0	0	0	0	0	0	0	0	0
		Perioral smudge	0	0	0	0	0	0	0	0	0	0	0	0	0	0	0	0	0	0	0	0	0	0	0	0	0	0
		Perianal soil	0	0	0	0	0	0	0	0	0	0	0	0	0	0	0	0	0	0	0	0	0	0	0	0	0	0
		Diarrhea	0	0	0	0	0	0	0	0	0	0	0	0	0	0	0	0	0	0	0	0	0	0	0	0	0	0
		Bradypnea	0	0	0	0	0	0	0	0	0	0	0	0	0	0	0	0	0	0	0	0	0	0	0	0	0	0
		Piloerection	0	0	0	0	0	0	0	0	0	0	0	0	0	0	0	0	0	0	0	0	0	0	0	0	0	0
		Death	0	0	0	0	0	0	0	0	0	0	0	0	0	0	0	0	0	0	0	0	0	0	0	0	0	0

Pre: Before administration, Post: after administration.

Table 1-4 General signs of male rats in combined repeat dose and reproductive/developmental toxicity screeming test of silane, ethenyltrimethoxy- by oral administration

Group	mg/kg	Number of males and general signs	Days of administration							Total[a)]
			40		41		42		43	
			Pre	Post	Pre	Post	Pre	Post		
Control	0	Number of males	12	12	12	12	12	12	6	12
		Normal	12	12	12	12	12	12	6	-
		Salivation	0	0	0	0	0	0	0	1
silane, ethenyltrimethoxy-	62.5	Number of males	12	12	12	12	12	12	6	12
		Normal	12	12	12	12	12	12	6	-
	250	Number of males	12	12	12	12	12	12	6	12
		Normal	12	7	12	4	12	7	6	-
		Salivation	0	4	0	1	0	2	0	9
		Soiled hair	0	3	0	7	0	3	0	12
		Reddish urine	0	0	0	0	0	0	0	4
	1000	Number of males	10	10	10	10	10	10	5	12
		Normal	10	4	10	0	10	1	5	-
		Salivation	0	3	0	9	0	5	0	12
		Soiled hair	0	5	0	5	0	6	0	12
		Decrease in locomotor activity	0	0	0	0	0	0	0	2
		Reddish urine	0	1	0	0	0	0	0	11
		Hypothermia	0	0	0	0	0	0	0	2
		Perioral smudge	0	0	0	0	0	0	0	1
		Perianal soil	0	0	0	0	0	0	0	1
		Diarrhea	0	0	0	0	0	0	0	1
		Bradypnea	0	0	0	0	0	0	0	1
		Piloerection	0	0	0	0	0	0	0	1
		Death	0	0	0	0	0	0	0	2

Pre: Before administration, Post: after administration.
a): Number of males showing abnormal signs at least once between Days 1 and 43 of administration.

Table 1-5 General signs of male rats in combined repeat dose and reproductive/developmental toxicity screeming test of silane, ethenyltrimethoxy- by oral administration

Group	mg/kg	Number of males and general signs	Days of recovery														
			1	2	3	4	5	6	7	8	9	10	11	12	13	14	15
Control	0	Number of males	6	6	6	6	6	6	6	6	6	6	6	6	6	6	6
		Normal	6	6	6	6	6	6	6	6	6	6	6	6	6	6	6
silane, ethenyltrimethoxy-	62.5	Number of males	6	6	6	6	6	6	6	6	6	6	6	6	6	6	6
		Normal	6	6	6	6	6	6	6	6	6	6	6	6	6	6	6
	250	Number of males	6	6	6	6	6	6	6	6	6	6	6	6	6	6	6
		Normal	6	6	6	6	6	6	6	6	6	6	6	6	6	6	6
	1000	Number of males	5	5	5	5	5	5	5	5	5	5	5	5	5	5	5
		Normal	5	5	5	5	5	5	5	5	5	5	5	5	5	5	5

Table 2-1 General signs of female rats in combined repeat dose and reproductive/developmental toxicity screeming test of silane, ethenyltrimethoxy- by oral administration

Group	mg/kg	Number of females and general signs	Days of administration																											
			1		2		3		4		5		6		7		8		9		10		11		12		13		14	
			Pre	Post	Pre	Post	Pre	Post	Pre	Post	Pre	Post	Pre	Post	Pre	Post	Pre	Post	Pre	Post	Pre	Post	Pre	Post	Pre	Post	Pre	Post	Pre	Post
Control	0	Number of females	12	12	12	12	12	12	12	12	12	12	12	12	12	12	12	12	12	12	12	12	12	12	12	12	12	12	12	12
		Normal	12	12	12	12	12	12	12	12	12	12	12	12	12	12	12	12	12	12	12	12	12	12	12	12	12	12	12	12
silane, ethenyltrimethoxy-	62.5	Number of females	12	12	12	12	12	12	12	12	12	12	12	12	12	12	12	12	12	12	12	12	12	12	12	12	12	12	12	12
		Normal	12	12	12	12	12	12	12	12	12	12	12	12	12	12	12	12	12	12	12	12	12	12	12	12	12	12	12	12
	250	Number of females	12	12	12	12	12	12	12	12	12	12	12	12	12	12	12	12	12	12	12	12	12	12	12	12	12	12	12	12
		Normal	12	9	12	10	12	12	12	12	12	12	12	9	12	12	12	10	12	9	12	11	12	12	12	11	12	7	12	8
		Salivation	0	0	0	0	0	0	0	0	0	0	0	0	0	0	0	0	0	0	0	0	0	0	0	1	0	0	0	1
		Soiled hair	0	0	0	2	0	0	0	0	0	0	0	3	0	0	0	2	0	3	0	1	0	0	0	0	0	5	0	3
		Reddish urine	0	3	0	0	0	0	0	0	0	0	0	1	0	0	0	0	0	0	0	0	0	0	0	0	0	0	0	0
	1000	Number of females	12	12	12	12	12	12	12	12	12	12	12	12	12	12	12	11	11	11	11	11	11	11	11	11	11	11	11	11
		Normal	12	2	10	5	11	7	12	5	12	2	10	3	11	5	11	4	11	6	11	7	10	5	11	4	11	5	11	3
		Salivation	0	0	0	0	0	0	0	0	0	0	0	0	0	0	0	2	0	2	0	3	0	3	0	6	0	5	0	8
		Soiled hair	0	9	2	7	1	5	0	6	0	4	2	7	1	6	0	7	0	3	0	1	1	4	0	3	0	2	0	4
		Decrease in locomotor activity	0	0	0	0	0	0	0	0	0	0	1	1	1	1	0	0	0	0	0	0	0	0	0	0	0	0	0	0
		Reddish urine	0	6	0	1	0	2	0	4	0	8	0	6	0	6	0	1	0	2	0	1	0	0	0	0	0	0	0	1
		Hypothermia	0	0	0	0	0	0	0	0	0	0	0	1	1	1	0	0	0	0	0	0	0	0	0	0	0	0	0	0
		Bradypnea	0	0	0	0	0	0	0	0	0	0	0	1	1	1	0	0	0	0	0	0	0	0	0	0	0	0	0	0
		Piloerection	0	0	0	0	0	0	0	0	0	0	0	1	0	1	0	0	0	0	0	0	0	0	0	0	0	0	0	0
		Death	0	0	0	0	0	0	0	0	0	0	0	0	0	0	1	0	0	0	0	0	0	0	0	0	0	0	0	0

Pre: Before administration, Post: after administration.

Table 2-2 General signs of female rats in combined repeat dose and reproductive/developmental toxicity screeming test of silane, ethenyltrimethoxy- by oral administration

Group	mg/kg	Number of females and general signs	Days of administration																																Total[a)]
			15*		16		17		18		19		20		21		22		23		24		25		26		27		28		29		30		
			Pre	Post	Pre	Post	Pre	Post	Pre	Post	Pre	Post	Pre	Post	Pre	Post	Pre	Post	Pre	Post	Pre	Post	Pre	Post	Pre	Post	Pre	Post	Pre	Post	Pre	Post			
Control	0	Number of females	12	12	8	8	8	8	5	5	0	0	0	0	0	0	0	0	0	0	0	0	0	0	0	0	0	0	0	0	0	0	0		12
		Normal	12	12	8	8	8	8	5	5	-	-	-	-	-	-	-	-	-	-	-	-	-	-	-	-	-	-	-	-	-	-	-		-
silane, ethenyltrimethoxy-	62.5	Number of females	12	12	5	5	4	4	3	3	1	1	1	1	1	1	1	1	1	1	1	1	1	1	1	1	1	1	1	1	1	1	1		12
		Normal	12	12	5	5	4	4	3	3	1	1	1	1	1	1	1	1	1	1	1	1	1	1	1	1	1	1	1	1	1	1	1		-
	250	Number of females	12	12	6	6	4	4	3	3	2	2	2	2	2	2	2	2	2	2	2	2	2	2	2	2	2	2	2	2	1	1	1		12
		Normal	11	7	3	3	4	2	3	1	2	2	2	1	2	1	2	1	2	1	2	0	2	1	2	2	2	2	2	1	1	1	1		-
		Salivation	0	0	0	0	0	0	0	0	0	0	0	0	0	0	0	0	0	0	0	0	0	0	0	0	0	0	0	0	0	0	0		2
		Soiled hair	1	5	3	3	0	2	0	2	0	0	0	1	0	1	0	1	0	1	0	2	0	1	0	0	0	0	0	1	0	0	0		9
		Reddish urine	0	0	0	0	0	0	0	0	0	0	0	0	0	0	0	0	0	0	0	0	0	0	0	0	0	0	0	0	0	0	0		4
	1000	Number of females	11	11	10	10	10	10	8	8	5	5	4	4	3	3	3	3	2	2	1	1	1	1	1	1	1	1	1	1	1	1	1		12
		Normal	11	2	10	3	10	3	8	2	5	3	4	3	3	1	3	1	2	0	1	0	1	0	1	0	1	0	1	1	1	0	1		-
		Salivation	0	7	0	3	0	3	0	3	0	2	0	1	0	2	0	2	0	2	0	1	0	1	0	1	0	1	0	0	0	0	0		10
		Soiled hair	0	6	0	6	0	6	0	4	0	1	0	0	0	2	0	2	0	0	0	0	0	0	0	0	0	1	0	0	0	1	0		12
		Decrease in locomotor activity	0	0	0	0	0	0	0	0	0	0	0	0	0	0	0	0	0	0	0	0	0	0	0	0	0	0	0	0	0	0	0		1
		Reddish urine	0	0	0	0	0	0	0	0	0	0	0	0	0	0	0	0	0	0	0	0	0	0	0	0	0	0	0	0	0	0	0		11
		Hypothermia	0	0	0	0	0	0	0	0	0	0	0	0	0	0	0	0	0	0	0	0	0	0	0	0	0	0	0	0	0	0	0		1
		Bradypnea	0	0	0	0	0	0	0	0	0	0	0	0	0	0	0	0	0	0	0	0	0	0	0	0	0	0	0	0	0	0	0		1
		Piloerection	0	0	0	0	0	0	0	0	0	0	0	0	0	0	0	0	0	0	0	0	0	0	0	0	0	0	0	0	0	0	0		1
		Death	0	0	0	0	0	0	0	0	0	0	0	0	0	0	0	0	0	0	0	0	0	0	0	0	0	0	0	0	0	0	0		1

Pre: Before administration, Post: after administration.
*: Commencement of pairing.
a): Number of females showing abnormal signs at least once between Days 1 and 30 of administration.

Table 3-1 General signs of dams during pregnancy in combined repeat dose and reproductive/developmental toxicity screeming test of silane, ethenyltrimethoxy- by oral administration

Group	mg/kg	Number of dams and general signs	Days of pregnancy																													
			0		1		2		3		4		5		6		7		8		9		10		11		12		13		14	
			Pre	Post	Pre	Post	Pre	Post	Pre	Post	Pre	Post	Pre	Post	Pre	Post	Pre	Post	Pre	Post	Pre	Post	Pre	Post	Pre	Post	Pre	Post	Pre	Post	Pre	Post
Control	0	Number of dams	12	12	12	12	12	12	12	12	12	12	12	12	12	12	12	12	12	12	12	12	12	12	12	12	12	12	12	12	12	12
		Normal	12	12	12	12	12	12	12	12	12	12	12	12	12	12	12	12	12	12	12	12	12	12	12	12	12	12	12	12	12	12
silane, ethenyltrimethoxy-	62.5	Number of dams	11	11	11	11	11	11	11	11	11	11	11	11	11	11	11	11	11	11	11	11	11	11	11	11	11	11	11	11	11	11
		Normal	11	11	11	11	11	11	11	11	11	11	11	11	11	11	11	11	11	11	11	11	11	11	11	11	11	11	11	11	11	11
	250	Number of dams	11	11	11	11	11	11	11	11	11	11	11	11	11	11	11	11	11	11	11	11	11	11	11	11	11	11	11	11	11	11
		Normal	10	9	11	6	11	10	11	10	11	10	11	9	11	9	11	7	11	10	11	10	11	7	11	10	11	10	11	11	11	11
		Salivation	0	0	0	0	0	0	0	0	0	0	0	0	0	0	0	1	0	1	0	0	0	1	0	0	0	0	0	0	0	0
		Soiled hair	1	2	0	5	0	1	0	1	0	1	0	2	0	2	0	3	0	0	0	1	0	3	0	1	0	1	0	0	0	0
	1000	Number of dams	10	10	10	10	10	10	10	10	10	10	10	10	10	10	10	10	10	10	10	10	10	10	10	10	10	10	10	10	10	10
		Normal	10	2	10	2	10	2	10	6	10	4	10	5	10	4	10	7	10	4	10	4	10	5	10	3	10	5	10	5	10	3
		Salivation	0	7	0	6	0	3	0	3	0	4	0	4	0	4	0	1	0	6	0	3	0	4	0	6	0	2	0	3	0	6
		Soiled hair	0	5	0	5	0	6	0	2	0	4	0	4	0	3	0	2	0	4	0	4	0	3	0	3	0	5	0	4	0	6
		Reddish urine	0	0	0	0	0	0	0	0	0	1	0	0	0	0	0	0	0	0	0	0	0	0	0	0	0	0	0	0	0	0

Pre: Before administration, Post: after administration.

Table 3-2 General signs of dams during pregnancy in combined repeat dose and reproductive/developmental toxicity screeming test of silane, ethenyltrimethoxy- by oral administration

Group	mg/kg	Number of dams and general signs	Days of pregnancy																		Total[a)]
			15		16		17		18		19		20		21		22		23		
			Pre	Post	Pre	Post	Pre	Post	Pre	Post	Pre	Post	Pre	Post	Pre	Post	Pre	Post	Pre	Post	
Control	0	Number of dams	12	12	12	12	12	12	12	12	12	12	12	12	12	12	2	2	0	0	12
		Normal	12	12	12	12	12	12	12	12	12	12	12	12	12	12	2	2	-	-	-
silane, ethenyltrimethoxy-	62.5	Number of dams	11	11	11	11	11	11	11	11	11	11	11	11	11	11	4	4	1	1	11
		Normal	11	11	11	11	11	11	11	11	11	11	11	11	11	11	4	4	1	1	-
	250	Number of dams	11	11	11	11	11	11	11	11	11	11	11	11	11	11	6	6	0	0	11
		Normal	11	9	11	8	11	9	11	11	11	11	11	11	11	10	6	5	-	-	-
		Salivation	0	0	0	1	0	0	0	0	0	0	0	0	0	0	0	0	-	-	3
		Soiled hair	0	2	0	2	0	2	0	0	0	0	0	0	0	1	0	1	-	-	9
	1000	Number of dams	10	10	10	10	10	10	10	10	10	10	10	10	10	10	6	6	0	0	10
		Normal	10	2	10	5	10	6	10	6	10	6	10	5	10	5	6	4	-	-	-
		Salivation	0	7	0	4	0	3	0	2	0	4	0	3	0	4	0	2	-	-	9
		Soiled hair	0	1	0	3	0	4	0	2	0	0	0	2	0	1	0	0	-	-	9
		Reddish urine	0	0	0	0	0	0	0	0	0	0	0	0	0	0	0	0	-	-	1

Pre: Before administration, Post: after administration.
a): Number of dams showing abnormal signs at least once between Days 0 and 23 of pregnancy.

Table 4 General signs of dams during lactation in combined repeat dose and reproductive/developmental toxicity screeming test of silane, ethenyltrimethoxy- by oral administration

Group	mg/kg	Number of dams and general signs	Days of lactation															Total[a)]
			0		1		2		3		4		5		6		7	
			Pre	Post	Pre	Post	Pre	Post	Pre	Post	Pre	Post	Pre	Post	Pre	Post		
Control	0	Number of dams	12	12	12	12	12	12	12	12	12	12	12	12	12	12	12	12
		Normal	12	12	12	12	12	12	12	12	12	12	12	12	12	12	12	-
silane, ethenyltrimethoxy-	62.5	Number of dams	11	11	11	11	11	11	11	11	11	11	11	11	11	11	11	11
		Normal	11	11	11	11	11	11	11	11	11	11	11	11	11	11	11	-
	250	Number of dams	11	11	11	11	11	11	11	11	11	11	11	11	11	11	11	11
		Normal	11	10	11	9	11	9	11	9	11	8	11	11	11	11	11	-
		Salivation	0	0	0	0	0	1	0	0	0	0	0	0	0	0	0	1
		Soiled hair	0	1	0	2	0	1	0	2	0	3	0	0	0	0	0	5
	1000	Number of dams	10	10	10	10	10	10	10	10	10	10	10	10	10	10	10	10
		Normal	10	7	10	7	10	6	10	3	10	8	10	7	10	9	10	-
		Salivation	0	3	0	3	0	4	0	7	0	0	0	3	0	1	0	9
		Soiled hair	0	0	0	0	0	0	0	0	0	2	0	2	0	0	0	3
		Reddish urine	0	0	0	0	0	0	0	0	0	0	0	1	0	0	0	1

Pre: Before administration, Post: after administration.

a): Number of dams showing abnormal signs at least once between Days 0 and 7 of lactation.

Table 5-1 General signs of female rats (recovery group) in combined repeat dose and reproductive/developmental toxicity screeming test of silane, ethenyltrimethoxy- by oral administration

Group	mg/kg	Number of females and general signs	Days of administration																									
			1		2		3		4		5		6		7		8		9		10		11		12		13	
			Pre	Post	Pre	Post	Pre	Post	Pre	Post	Pre	Post	Pre	Post	Pre	Post	Pre	Post	Pre	Post	Pre	Post	Pre	Post	Pre	Post	Pre	Post
Control	0	Number of females	6	6	6	6	6	6	6	6	6	6	6	6	6	6	6	6	6	6	6	6	6	6	6	6	6	6
		Normal	6	6	6	6	6	6	6	6	6	6	6	6	6	6	6	6	6	6	6	6	6	6	6	6	6	6
silane, ethenyltrimethoxy-	250	Number of females	6	6	6	6	6	6	6	6	6	6	6	6	6	6	6	6	6	6	6	6	6	6	6	6	6	6
		Normal	6	3	6	6	6	5	6	4	6	3	6	2	5	3	6	2	6	6	6	3	6	5	6	4	6	3
		Salivation	0	0	0	0	0	0	0	0	0	0	0	0	0	0	0	0	0	0	0	0	0	1	0	0	0	0
		Soiled hair	0	3	0	0	0	1	0	2	0	2	0	4	1	3	0	4	0	0	0	3	0	1	0	2	0	3
		Reddish urine	0	0	0	0	0	0	0	0	0	1	0	0	0	0	0	0	0	0	0	0	0	0	0	0	0	0
	1000	Number of females	6	6	6	6	6	6	6	6	6	6	6	6	6	6	6	6	6	6	6	6	6	6	6	6	6	6
		Normal	6	1	5	1	6	2	6	2	5	0	6	4	6	2	6	0	6	2	6	0	6	2	6	2	6	1
		Salivation	0	0	0	0	0	0	0	0	0	0	0	0	0	4	0	2	0	3	0	4	0	3	0	3	0	5
		Soiled hair	0	5	0	5	0	4	0	3	1	5	0	2	0	1	0	6	0	2	0	2	0	3	0	3	0	4
		Reddish urine	0	2	1	1	0	2	0	2	0	4	0	0	0	0	0	0	0	0	0	1	0	0	0	0	0	0

Pre: Before administration, Post: after administration.

Table 5-2 General signs of female rats (recovery group) in combined repeat dose and reproductive/developmental toxicity screeming test of silane, ethenyltrimethoxy- by oral administration

Group	mg/kg	Number of females and general signs	Days of administration																									
			14		15		16		17		18		19		20		21		22		23		24		25		26	
			Pre	Post	Pre	Post	Pre	Post	Pre	Post	Pre	Post	Pre	Post	Pre	Post	Pre	Post	Pre	Post	Pre	Post	Pre	Post	Pre	Post	Pre	Post
Control	0	Number of females	6	6	6	6	6	6	6	6	6	6	6	6	6	6	6	6	6	6	6	6	6	6	6	6	6	6
		Normal	6	6	6	6	6	6	6	6	6	6	6	6	6	6	6	6	6	6	6	6	6	6	6	6	6	6
silane, ethenyltrimethoxy-	250	Number of females	6	6	6	6	6	6	6	6	6	6	6	6	6	6	6	6	6	6	6	6	6	6	6	6	6	6
		Normal	6	1	6	3	6	3	5	2	6	1	6	1	6	1	6	2	6	0	6	2	6	1	6	4	6	2
		Salivation	0	0	0	0	0	0	0	0	0	0	0	0	0	0	0	0	0	0	0	0	0	0	0	0	0	0
		Soiled hair	0	5	0	3	0	3	1	4	0	5	0	5	0	5	0	4	0	6	0	4	0	5	0	2	0	4
		Reddish urine	0	0	0	0	0	0	0	0	0	0	0	0	0	0	0	0	0	0	0	0	0	0	0	0	0	0
	1000	Number of females	6	6	6	6	6	6	6	6	6	6	6	6	6	6	6	6	6	6	6	6	6	6	6	6	6	6
		Normal	6	2	6	2	6	2	6	1	6	2	6	2	6	1	6	2	6	1	6	0	6	1	6	1	6	0
		Salivation	0	3	0	4	0	2	0	3	0	1	0	2	0	1	0	3	0	4	0	4	0	4	0	5	0	6
		Soiled hair	0	1	0	3	0	4	0	4	0	3	0	3	0	4	0	2	0	2	0	3	0	3	0	2	0	2
		Reddish urine	0	0	0	0	0	0	0	0	0	0	0	0	0	1	0	0	0	0	0	0	0	0	0	0	0	0

Pre: Before administration, Post: after administration.

Table 5-3 General signs of female rats (recovery group) in combined repeat dose and reproductive/developmental toxicity screeming test of silane, ethenyltrimethoxy- by oral administration

Group	mg/kg	Number of females and general signs	Days of administration																									
			27		28		29		30		31		32		33		34		35		36		37		38		39	
			Pre	Post	Pre	Post	Pre	Post	Pre	Post	Pre	Post	Pre	Post	Pre	Post	Pre	Post	Pre	Post	Pre	Post	Pre	Post	Pre	Post	Pre	Post
Control	0	Number of females	6	6	6	6	6	6	6	6	6	6	6	6	6	6	6	6	6	6	6	6	6	6	6	6	6	6
		Normal	6	6	6	6	6	6	6	6	6	6	6	6	6	6	6	6	6	6	6	6	6	6	6	6	6	6
silane, ethenyltrimethoxy-	250	Number of females	6	6	6	6	6	6	6	6	6	6	6	6	6	6	6	6	6	6	6	6	6	6	6	6	6	6
		Normal	6	2	6	3	6	2	6	3	6	3	6	3	6	3	6	2	6	3	6	1	6	4	6	2	6	4
		Salivation	0	0	0	0	0	0	0	0	0	0	0	0	0	0	0	0	0	0	0	0	0	0	0	0	0	1
		Soiled hair	0	4	0	3	0	4	0	3	0	3	0	3	0	3	0	4	0	3	0	5	0	2	0	4	0	1
		Reddish urine	0	0	0	0	0	0	0	0	0	0	0	0	0	0	0	0	0	0	0	0	0	0	0	0	0	0
	1000	Number of females	6	6	6	6	6	6	6	6	6	6	6	6	6	6	6	6	6	6	6	6	6	6	6	6	6	6
		Normal	6	2	6	0	6	0	6	3	6	2	6	2	6	2	6	3	6	1	6	1	6	0	6	0	6	2
		Salivation	0	4	0	5	0	3	0	2	0	4	0	1	0	3	0	2	0	4	0	5	0	4	0	5	0	3
		Soiled hair	0	1	0	4	0	4	0	2	0	1	0	4	0	3	0	2	0	4	0	4	0	4	0	5	0	3
		Reddish urine	0	0	0	0	0	0	0	0	0	0	0	0	0	0	0	0	0	0	0	0	0	0	0	0	0	0

Pre: Before administration, Post: after administration.

Table 5-4 General signs of female rats (recovery group) in combined repeat dose and reproductive/developmental toxicity screeming test of silane, ethenyltrimethoxy- by oral administration

Group	mg/kg	Number of females and general signs	Days of administration						Total[a)]
			40		41		42		
			Pre	Post	Pre	Post	Pre	Post	
Control	0	Number of females	6	6	6	6	6	6	6
		Normal	6	6	6	6	6	6	-
silane, ethenyltrimethoxy-	250	Number of females	6	6	6	6	6	6	6
		Normal	6	3	6	2	6	1	-
		Salivation	0	0	0	0	0	0	2
		Soiled hair	0	3	0	4	0	5	6
		Reddish urine	0	0	0	0	0	0	1
	1000	Number of females	6	6	6	6	6	6	6
		Normal	6	1	6	1	6	0	-
		Salivation	0	3	0	3	0	4	6
		Soiled hair	0	4	0	5	0	5	6
		Reddish urine	0	0	0	0	0	0	5

Pre: Before administration, Post: after administration.
a): Number of females showing abnormal signs at least once between Days 1 and 42 of administration.

Table 5-5 General signs of female rats (recovery group) in combined repeat dose and reproductive/developmental toxicity screeming test of silane, ethenyltrimethoxy- by oral administration

Group	mg/kg	Number of females and general signs	Days of recovery														
			1	2	3	4	5	6	7	8	9	10	11	12	13	14	15
Control	0	Number of females	6	6	6	6	6	6	6	6	6	6	6	6	6	6	6
		Normal	6	6	6	6	6	6	6	6	6	6	6	6	6	6	6
silane, ethenyltrimethoxy-	250	Number of females	6	6	6	6	6	6	6	6	6	6	6	6	6	6	6
		Normal	6	6	6	6	6	6	6	6	6	6	6	6	6	6	6
	1000	Number of females	6	6	6	6	6	6	6	6	6	6	6	6	6	6	6
		Normal	6	6	6	6	6	6	6	6	6	6	6	6	6	6	6

Table 6 Body weights of male rats in combined repeat dose and reproductive/developmental toxicity screening test of silane, ethenyltrimethoxy- by oral administration

Group	Control	silane, ethenyltrimethoxy-		
mg/kg	0	62.5	250	1000
Number of males	12	12	12	12
Days of administration				
1	399 ± 13	399 ± 15	400 ± 15	400 ± 15
4	405 ± 14	402 ± 15	402 ± 17	384 ± 19 **
8	417 ± 16	408 ± 14	409 ± 21	389 ± 18 **
11	430 ± 16	417 ± 14	420 ± 23	392 ± 27 **
15	439 ± 18	425 ± 16	429 ± 26	388 ± 50 **
18	442 ± 15	432 ± 19	434 ± 26	409 ± 20 ** (10)
22	456 ± 18	446 ± 20	447 ± 27	417 ± 21 ** (10)
25	464 ± 17	455 ± 21	455 ± 25	424 ± 19 ** (10)
29	481 ± 19	472 ± 24	469 ± 25	432 ± 20 ** (10)
32	491 ± 21	481 ± 21	479 ± 26	440 ± 22 ** (10)
36	506 ± 24	492 ± 22	490 ± 26	448 ± 21 ** (10)
39	512 ± 24	497 ± 24	495 ± 28	451 ± 20 ** (10)
42	516 ± 26	498 ± 27	496 ± 28	447 ± 13 ** (10)
Number of males	6	6	6	5
Days of recovery				
1	518 ± 29	511 ± 34	508 ± 25	449 ± 16 **
4	524 ± 30	516 ± 36	518 ± 23	472 ± 24 *
8	531 ± 30	527 ± 38	528 ± 22	489 ± 26
11	533 ± 30	530 ± 39	530 ± 23	499 ± 31
14	542 ± 32	536 ± 38	541 ± 26	511 ± 35

Each value shows mean (g) ± S.D.
Significantly different from control group (*: P<0.05, **: P<0.01).
Figures in parentheses indicate number of males.

Table 7 Body weights of female rats in combined repeat dose and reproductive/developmental toxicity screening test of silane, ethenyltrimethoxy- by oral administration

Group	Control		silane, ethenyltrimethoxy-					
mg/kg	0		62.5		250		1000	
Number of females	12		12		12		12	
Days of administration								
1	257 ± 8		257 ± 8		258 ± 8		258 ± 9	
4	258 ± 10		260 ± 9		259 ± 10		244 ± 17 *	
8	264 ± 8		268 ± 13		265 ± 11		253 ± 11	(11)
11	270 ± 10		274 ± 14		272 ± 12		259 ± 14	(11)
15	274 ± 11		281 ± 14		278 ± 14		269 ± 16	(11)
18	281 ± 9	(5)	288 ± 27	(3)	281 ± 15	(3)	276 ± 19	(8)
22	-		340	(1)	300	(2)	293 ± 7	(3)
25	-		357	(1)	307	(2)	301	(1)
29	-		360	(1)	319	(1)	315	(1)
30	-		339	(1)	306	(1)	288	(1)

Each value shows mean (g) ± S.D.
Significantly different from control group (*: P<0.05).
Figures in parentheses indicate number of females.

Table 8 Body weights of dams during pregnancy in combined repeat dose and reproductive/developmental toxicity screening test of silane, ethenyltrimethoxy- by oral administration

Group	Control	silane, ethenyltrimethoxy-		
mg/kg	0	62.5	250	1000
Number of dams	12	11	11	10
Days of pregnancy				
0	278 ± 10	282 ± 13	283 ± 11	274 ± 17
7	311 ± 13	317 ± 14	314 ± 15	298 ± 16
14	347 ± 17	351 ± 18	352 ± 18	332 ± 23
21	434 ± 21	431 ± 25	443 ± 32	407 ± 20 *

Each value shows mean (g) ± S.D.
Significantly different from control group (*: P<0.05).

Table 9 Body weights of dams during lactation in combined repeat dose and reproductive/developmental toxicity screening test of silane, ethenyltrimethoxy- by oral administration

Group	Control	silane, ethenyltrimethoxy-		
mg/kg	0	62.5	250	1000
Number of dams	12	11	11	10
Days of lactation				
0	328 ± 14	330 ± 27	333 ± 18	303 ± 23 *
4	334 ± 18	345 ± 16	341 ± 20	321 ± 21
6	323 ± 18	335 ± 18	331 ± 18	313 ± 20

Each value shows mean (g) ± S.D.
Significantly different from control group (*: P<0.05).

Table 10 Body weights of female rats (recovery group) in combined repeat dose and reproductive/developmental toxicity screening test of silane, ethenyltrimethoxy- by oral administration

Group	Control	silane, ethenyltrimethoxy-	
mg/kg	0	250	1000
Number of females	6	6	6
Days of administration			
1	266 ± 10	264 ± 8	266 ± 10
4	267 ± 11	269 ± 11	264 ± 10
8	276 ± 14	281 ± 7	265 ± 13
11	282 ± 14	281 ± 12	275 ± 13
15	287 ± 17	286 ± 10	283 ± 18
18	297 ± 19	288 ± 5	284 ± 20
22	305 ± 20	293 ± 8	299 ± 19
25	306 ± 22	297 ± 9	298 ± 19
29	313 ± 25	303 ± 11	301 ± 24
32	316 ± 26	307 ± 11	307 ± 26
36	327 ± 30	313 ± 13	317 ± 27
39	327 ± 27	310 ± 13	317 ± 28
42	331 ± 25	313 ± 9	317 ± 27
Number of females	6	6	6
Days of recovery			
1	328 ± 26	314 ± 13	316 ± 26
4	332 ± 25	316 ± 9	321 ± 24
8	337 ± 24	323 ± 11	325 ± 21
11	334 ± 23	325 ± 13	326 ± 21
14	340 ± 25	329 ± 16	334 ± 19

Each value shows mean (g) ± S.D.

Table 11 Food consumption of male rats in combined repeat dose and reproductive/developmental toxicity screening test of silane, ethenyltrimethoxy- by oral administration

Group	Control	silane, ethenyltrimethoxy-		
mg/kg	0	62.5	250	1000
Number of males	12	12	12	12
Days of administration				
2	22 ± 3	18 ± 3 *	17 ± 2 **	16 ± 4 **
5	21 ± 3	21 ± 2	19 ± 2	15 ± 3 **
9	21 ± 2	20 ± 3	20 ± 2	17 ± 3 **
12	20 ± 2	21 ± 2	19 ± 2	16 ± 5
30	22 ± 2	22 ± 3	21 ± 3	20 ± 2 (10)
33	20 ± 2	20 ± 2	19 ± 2	20 ± 4 (10)
37	20 ± 2	20 ± 3	19 ± 2	19 ± 3 (10)
40	18 ± 3	19 ± 3	19 ± 2	18 ± 2 (10)
Number of males	6	6	6	5
Days of recovery				
2	20 ± 2	22 ± 4	22 ± 1	23 ± 3
5	21 ± 3	26 ± 5	26 ± 2 *	27 ± 1 *
9	23 ± 1	27 ± 3 *	26 ± 2	28 ± 3 **
12	26 ± 2	28 ± 5	27 ± 2	30 ± 2 *

Each value shows mean (g/day) ± S.D.
Significantly different from control group (*: P<0.05, **: P<0.01).
Figures in parentheses indicate number of males.

Table 12 Food consumption of female rats in combined repeat dose and reproductive/developmental toxicity screening test of silane, ethenyltrimethoxy- by oral administration

Group	Control	silane, ethenyltrimethoxy-		
mg/kg	0	62.5	250	1000
Number of females	12	12	12	12
Days of administration				
2	12 ± 3	14 ± 3	13 ± 3	8 ± 4 *
5	16 ± 2	16 ± 1	14 ± 1	12 ± 4 **
9	14 ± 2	15 ± 1	14 ± 3	12 ± 5 (11)
12	13 ± 3	13 ± 3	13 ± 3	14 ± 3 (11)

Each value shows mean (g/day) ± S.D.
Significantly different from control group (*: P<0.05, **: P<0.01).
Figures in parentheses indicate number of females.

Table 13 Food consumption of dams during pregnancy in combined repeat dose and reproductive/developmental toxicity screening test of silane, ethenyltrimethoxy- by oral administration

Group	Control	silane, ethenyltrimethoxy-		
mg/kg	0	62.5	250	1000
Number of dams	12	11	11	10
Days of pregnancy				
2	15 ± 2	14 ± 2	15 ± 3	17 ± 3
9	19 ± 4	19 ± 2	19 ± 3	17 ± 3
16	21 ± 2	20 ± 3	19 ± 3	20 ± 4
20	19 ± 3	17 ± 2	20 ± 4	20 ± 4

Each value shows mean (g/day) ± S.D.

Table 14 Food consumption of dams during lactation in combined repeat dose and reproductive/developmental toxicity screening test of silane, ethenyltrimethoxy- by oral administration

Group	Control	silane, ethenyltrimethoxy-		
mg/kg	0	62.5	250	1000
Number of dams	12	11	11	10
Days of lactation 2	23 ± 4	22 ± 6	24 ± 4	23 ± 6

Each value shows mean (g/day) ± S.D.

Table 15 Food consumption of female rats (recovery group) in combined repeat dose and reproductive/developmental toxicity screening test of silane, ethenyltrimethoxy- by oral administration

Group	Control	silane, ethenyltrimethoxy-	
mg/kg	0	250	1000
Number of females	6	6	6
Days of administration			
2	13 ± 1	12 ± 1	10 ± 4
5	16 ± 2	16 ± 1	14 ± 3
9	14 ± 3	13 ± 1	14 ± 3
12	14 ± 4	15 ± 2	17 ± 2
16	13 ± 4	14 ± 3	13 ± 4
19	15 ± 4	14 ± 3	16 ± 4
23	14 ± 3	14 ± 2	16 ± 2
26	17 ± 2	15 ± 1	16 ± 3
30	14 ± 1	12 ± 2	14 ± 3
33	17 ± 4	17 ± 3	17 ± 4
37	14 ± 2	13 ± 1	14 ± 3
40	15 ± 3	15 ± 2	16 ± 3
Number of females	6	6	6
Days of recovery			
2	15 ± 2	16 ± 2	20 ± 3 **
5	18 ± 3	19 ± 3	21 ± 3
9	18 ± 3	19 ± 4	21 ± 3
12	19 ± 4	18 ± 2	18 ± 3

Each value shows mean (g/day) ± S.D.
Significantly different from control group (**: P<0.01).

Table 16-1 FOB of male rats in combined repeat dose and reproductive/developmental toxicity screening test of silane, ethenyltrimethoxy- by oral administration

Group		Control	silane, ethenyltrimethoxy-		
mg/kg		0	62.5	250	1000
Number of males		12	12	12	12
Observation of animals in cages					
Posture	Pre	2.2 (2-3)	2.0 (2)	2.0 (2)	2.1 (2-3)
Mean (range)	Day 7	2.0 (2)	2.0 (2)	2.0 (2)	2.0 (2)
	Day 14	2.0 (2)	2.0 (2)	2.0 (2)	2.0 (2)
	Day 21	2.0 (2)	2.0 (2)	2.0 (2)	2.0 (2) [10]
	Day 28	2.0 (2)	2.0 (2)	2.0 (2)	2.0 (2) [10]
	Day 35	2.0 (2)	2.0 (2)	2.0 (2)	2.0 (2) [10]
	Day 41	1.9 (1-2)	2.0 (2)	2.0 (2)	2.0 (2) [10]
Palpebral closure	Pre	1.0 (1)	1.3 (1-3)	1.1 (1-2)	1.0 (1)
Mean (range)	Day 7	1.0 (1)	1.0 (1)	1.0 (1)	1.0 (1)
	Day 14	1.0 (1)	1.0 (1)	1.0 (1)	1.1 (1-2)
	Day 21	1.0 (1)	1.0 (1)	1.0 (1)	1.0 (1) [10]
	Day 28	1.0 (1)	1.0 (1)	1.0 (1)	1.0 (1) [10]
	Day 35	1.0 (1)	1.0 (1)	1.0 (1)	1.0 (1) [10]
	Day 41	1.0 (1)	1.0 (1)	1.0 (1)	1.0 (1) [10]
Biting behavior	Pre	1.0 (1)	1.0 (1)	1.0 (1)	1.0 (1)
Mean (range)	Day 7	1.0 (1)	1.0 (1)	1.0 (1)	1.0 (1)
	Day 14	1.0 (1)	1.0 (1)	1.0 (1)	1.0 (1)
	Day 21	1.0 (1)	1.0 (1)	1.0 (1)	1.0 (1) [10]
	Day 28	1.0 (1)	1.0 (1)	1.0 (1)	1.0 (1) [10]
	Day 35	1.0 (1)	1.0 (1)	1.0 (1)	1.0 (1) [10]
	Day 41	1.0 (1)	1.0 (1)	1.0 (1)	1.0 (1) [10]
Clonic convulsions	Pre	1.0 (1)	1.0 (1)	1.0 (1)	1.0 (1)
Mean (range)	Day 7	1.0 (1)	1.0 (1)	1.0 (1)	1.0 (1)
	Day 14	1.0 (1)	1.0 (1)	1.0 (1)	1.0 (1)
	Day 21	1.0 (1)	1.0 (1)	1.0 (1)	1.0 (1) [10]
	Day 28	1.0 (1)	1.0 (1)	1.0 (1)	1.0 (1) [10]
	Day 35	1.0 (1)	1.0 (1)	1.0 (1)	1.0 (1) [10]
	Day 41	1.0 (1)	1.0 (1)	1.0 (1)	1.0 (1) [10]

Figures in parentheses [ ] indicate number of males.
Findings were graded as follows

Posture	1: Prone or recumbent position, 2: resting normally, 3: moving or running about, 4: jumping.
Palpebral closure	1: Eyelids open normally, 2: eyelids half-closed, 3: eyelids closed.
Biting behavior	1: Not observed, 2: observed.
Clonic convulsions	1: Not observed, 2: jaw convulsions, 3: tremor.

Table 16-2 FOB of male rats in combined repeat dose and reproductive/developmental toxicity screening test of silane, ethenyltrimethoxy- by oral administration

Group		Control	silane, ethenyltrimethoxy-			
mg/kg		0	62.5	250	1000	
Number of males		12	12	12	12	
Observation of animals in cages						
Tonic convulsions	Pre	1.0 (1)	1.0 (1)	1.0 (1)	1.0 (1)	
Mean (range)	Day 7	1.0 (1)	1.0 (1)	1.0 (1)	1.0 (1)	
	Day 14	1.0 (1)	1.0 (1)	1.0 (1)	1.0 (1)	
	Day 21	1.0 (1)	1.0 (1)	1.0 (1)	1.0 (1)	[10]
	Day 28	1.0 (1)	1.0 (1)	1.0 (1)	1.0 (1)	[10]
	Day 35	1.0 (1)	1.0 (1)	1.0 (1)	1.0 (1)	[10]
	Day 41	1.0 (1)	1.0 (1)	1.0 (1)	1.0 (1)	[10]

Figures in parentheses [ ] indicate number of males.
Findings were graded as follows
Tonic convulsions 1: Not observed, 2: tonic extension, 3: opisthotonus convulsions, 4: saltatory convulsions, 5: asphyxial convulsions.

Table 16-3 FOB of male rats in combined repeat dose and reproductive/developmental toxicity screening test of silane, ethenyltrimethoxy- by oral administration

Group		Control	silane, ethenyltrimethoxy-			
mg/kg		0	62.5	250	1000	
Number of males		12	12	12	12	
Observation of animals on observer's palm						
Ease of removal from cage	Pre	1.6 (1-2)	1.8 (1-2)	1.7 (1-2)	1.8 (1-2)	
Mean (range)	Day 7	1.8 (1-2)	2.0 (1-3)	2.0 (2)	1.9 (1-2)	
	Day 14	1.9 (1-2)	2.0 (2)	1.9 (1-2)	1.9 (1-2)	
	Day 21	2.0 (2)	2.0 (2)	2.0 (2)	2.0 (2)	[10]
	Day 28	2.0 (2)	2.0 (2)	2.0 (2)	2.0 (2)	[10]
	Day 35	2.0 (2)	2.0 (2)	2.0 (2)	2.0 (2)	[10]
	Day 41	1.8 (1-2)	2.0 (2)	1.9 (1-2)	1.9 (1-2)	[10]
Ease of handling	Pre	1.7 (1-2)	1.8 (1-2)	1.8 (1-2)	1.8 (1-2)	
Mean (range)	Day 7	1.8 (1-2)	1.9 (1-2)	1.9 (1-2)	1.9 (1-2)	
	Day 14	1.9 (1-2)	2.0 (2)	2.0 (2)	1.9 (1-2)	
	Day 21	2.0 (2)	2.0 (2)	2.0 (2)	2.0 (2)	[10]
	Day 28	2.0 (2)	2.0 (2)	2.1 (2-3)	2.0 (2)	[10]
	Day 35	2.0 (2)	2.0 (2)	1.9 (1-2)	2.0 (2)	[10]
	Day 41	1.8 (1-2)	2.0 (2)	1.9 (1-2)	1.9 (1-2)	[10]
Muscle tone	Pre	2.0 (2)	2.0 (2)	2.0 (2)	2.0 (2)	
Mean (range)	Day 7	2.0 (2)	2.0 (2)	2.0 (2)	2.0 (2)	
	Day 14	2.0 (2)	2.0 (2)	2.0 (2)	2.0 (2)	
	Day 21	2.0 (2)	2.0 (2)	2.0 (2)	2.0 (2)	[10]
	Day 28	2.0 (2)	2.0 (2)	2.0 (2)	2.0 (2)	[10]
	Day 35	2.0 (2)	2.0 (2)	2.0 (2)	2.0 (2)	[10]
	Day 41	2.0 (2)	2.0 (2)	2.0 (2)	2.0 (2)	[10]
Fur conditions	Pre	1.0 (1)	1.0 (1)	1.0 (1)	1.0 (1)	
Mean (range)	Day 7	1.0 (1)	1.0 (1)	1.0 (1)	1.0 (1)	
	Day 14	1.0 (1)	1.0 (1)	1.0 (1)	1.3 (1-3)	
	Day 21	1.0 (1)	1.0 (1)	1.0 (1)	1.0 (1)	[10]
	Day 28	1.0 (1)	1.0 (1)	1.0 (1)	1.0 (1)	[10]
	Day 35	1.0 (1)	1.0 (1)	1.0 (1)	1.0 (1)	[10]
	Day 41	1.0 (1)	1.0 (1)	1.0 (1)	1.0 (1)	[10]

Figures in parentheses [ ] indicate number of males.

Findings were graded as follows

Ease of removal from cage	1: Docile and allowing itself to be handled, 2: rearing or cowering, 3: running about; hard to catch.
Ease of handling	1: Docile and allowing itself to be handled, 2: struggling slightly or vocalizing, 3: struggling and trying to bite observer's hand.
Muscle tone	1: Decreased, 2: normal, 3: increased.
Fur conditions	1: Normal, 2: slightly soiled, 3: markedly soiled.

Table 16-4 FOB of male rats in combined repeat dose and reproductive/developmental toxicity screening test of silane, ethenyltrimethoxy- by oral administration

Group		Control	silane, ethenyltrimethoxy-			
mg/kg		0	62.5	250	1000	
Number of males		12	12	12	12	
Observation of animals on observer's palm						
Lacrimation	Pre	1.0 (1)	1.0 (1)	1.0 (1)	1.0 (1)	
Mean (range)	Day 7	1.0 (1)	1.0 (1)	1.0 (1)	1.0 (1)	
	Day 14	1.0 (1)	1.0 (1)	1.0 (1)	1.0 (1)	
	Day 21	1.0 (1)	1.0 (1)	1.0 (1)	1.0 (1)	[10]
	Day 28	1.0 (1)	1.0 (1)	1.0 (1)	1.0 (1)	[10]
	Day 35	1.0 (1)	1.0 (1)	1.0 (1)	1.0 (1)	[10]
	Day 41	1.0 (1)	1.0 (1)	1.0 (1)	1.0 (1)	[10]
Salivation	Pre	1.0 (1)	1.0 (1)	1.0 (1)	1.0 (1)	
Mean (range)	Day 7	1.0 (1)	1.0 (1)	1.3 (1-3)	1.2 (1-3)	
	Day 14	1.0 (1)	1.0 (1)	1.0 (1)	1.4 (1-3) *	
	Day 21	1.0 (1)	1.0 (1)	1.0 (1)	1.3 (1-2) **	[10]
	Day 28	1.0 (1)	1.0 (1)	1.4 (1-3)	2.0 (1-3) **	[10]
	Day 35	1.0 (1)	1.0 (1)	1.0 (1)	1.7 (1-3) **	[10]
	Day 41	1.0 (1)	1.0 (1)	1.1 (1-2)	2.1 (1-3) **	[10]
Respiration	Pre	1.0 (1)	1.0 (1)	1.0 (1)	1.0 (1)	
Mean (range)	Day 7	1.0 (1)	1.0 (1)	1.0 (1)	1.0 (1)	
	Day 14	1.0 (1)	1.0 (1)	1.0 (1)	1.0 (1)	
	Day 21	1.0 (1)	1.0 (1)	1.0 (1)	1.0 (1)	[10]
	Day 28	1.0 (1)	1.0 (1)	1.0 (1)	1.0 (1)	[10]
	Day 35	1.0 (1)	1.0 (1)	1.0 (1)	1.0 (1)	[10]
	Day 41	1.0 (1)	1.0 (1)	1.0 (1)	1.0 (1)	[10]

Figures in parentheses [ ] indicate number of males.
Significantly different from control group (*: P<0.05, **: P<0.01).
Findings were graded as follows

Lacrimation	1: None, 2: mild, 3: marked.
Salivation	1: None, 2: mild, 3: marked.
Respiration	1: Normal, 2: bradypnea, 3: dyspnea.

Table 16-5 FOB of male rats in combined repeat dose and reproductive/developmental toxicity screening test of silane, ethenyltrimethoxy- by oral administration

Group		Control	silane, ethenyltrimethoxy-						
mg/kg		0	62.5		250		1000		
Number of males		12	12		12		12		
Open-field test									
Frequency of rearing	Pre	7.3 ± 5.6	5.0 ± 5.2		5.8 ± 2.4		8.3 ± 5.2		
Mean ± S.D.	Day 7	4.0 ± 3.4	2.8 ± 2.5		3.6 ± 2.4		4.5 ± 3.3		
	Day 14	3.3 ± 2.5	2.6 ± 2.7		1.9 ± 1.8		2.1 ± 2.8		
	Day 21	3.8 ± 4.4	3.8 ± 3.2		2.3 ± 2.2		2.7 ± 2.2	[10]	
	Day 28	5.6 ± 3.0	5.2 ± 3.8		4.8 ± 4.0		5.2 ± 4.8	[10]	
	Day 35	4.6 ± 4.1	3.1 ± 2.8		3.9 ± 3.1		6.5 ± 4.1	[10]	
	Day 41	4.7 ± 3.8	4.1 ± 2.4		4.6 ± 3.3		5.7 ± 4.2	[10]	
Frequency of grooming	Pre	0.0 ± 0.0	0.0 ± 0.0		0.0 ± 0.0		0.0 ± 0.0		
Mean ± S.D.	Day 7	0.0 ± 0.0	0.0 ± 0.0		0.0 ± 0.0		0.0 ± 0.0		
	Day 14	0.0 ± 0.0	0.0 ± 0.0		0.0 ± 0.0		0.0 ± 0.0		
	Day 21	0.0 ± 0.0	0.0 ± 0.0		0.0 ± 0.0		0.0 ± 0.0	[10]	
	Day 28	0.0 ± 0.0	0.0 ± 0.0		0.0 ± 0.0		0.0 ± 0.0	[10]	
	Day 35	0.0 ± 0.0	0.0 ± 0.0		0.0 ± 0.0		0.0 ± 0.0	[10]	
	Day 41	0.0 ± 0.0	0.0 ± 0.0		0.0 ± 0.0		0.0 ± 0.0	[10]	
Gait	Pre	1.0	(1)	1.0	(1)	1.0	(1)	1.0	(1)
Mean (range)	Day 7	1.0	(1)	1.0	(1)	1.0	(1)	1.0	(1)
	Day 14	1.0	(1)	1.0	(1)	1.0	(1)	1.0	(1)
	Day 21	1.0	(1)	1.0	(1)	1.0	(1)	1.0	(1) [10]
	Day 28	1.0	(1)	1.0	(1)	1.0	(1)	1.0	(1) [10]
	Day 35	1.0	(1)	1.0	(1)	1.0	(1)	1.0	(1) [10]
	Day 41	1.0	(1)	1.0	(1)	1.0	(1)	1.0	(1) [10]
Palpebral closure	Pre	1.0	(1)	1.0	(1)	1.0	(1)	1.0	(1)
Mean (range)	Day 7	1.0	(1)	1.0	(1)	1.0	(1)	1.0	(1)
	Day 14	1.0	(1)	1.0	(1)	1.0	(1)	1.0	(1)
	Day 21	1.0	(1)	1.0	(1)	1.0	(1)	1.0	(1) [10]
	Day 28	1.0	(1)	1.0	(1)	1.0	(1)	1.0	(1) [10]
	Day 35	1.0	(1)	1.0	(1)	1.0	(1)	1.0	(1) [10]
	Day 41	1.0	(1)	1.0	(1)	1.0	(1)	1.0	(1) [10]

Figures in parentheses [ ] indicate number of males.
Frequency of rearing (during a 2-minute period).
Frequency of grooming (during a 2-minute period).
Findings were graded as follows

Gait: 1: Normal, 2: unmoving, 3: staggering, 4: hind-limbs extended and dragged, 5: all fours extended, 6: forelimbs extended and dragged; unable to support body, 7: standing on tiptoe.

Palpebral closure: 1: Eyelids open normally, 2: eyelids half-closed, 3: eyelids closed.

Table 16-6 FOB of male rats in combined repeat dose and reproductive/developmental toxicity screening test of silane, ethenyltrimethoxy- by oral administration

Group		Control	silane, ethenyltrimethoxy-			
mg/kg		0	62.5	250	1000	
Number of males		12	12	12	12	
Open-field test						
Consciousness	Pre	2.0 (2)	2.0 (2)	2.0 (2)	2.0 (2)	
Mean (range)	Day 7	2.0 (2)	2.0 (2)	2.0 (2)	2.0 (2)	
	Day 14	2.0 (2)	2.0 (2)	2.0 (2)	2.0 (2)	
	Day 21	2.0 (2)	2.0 (2)	2.0 (2)	2.0 (2)	[10]
	Day 28	2.0 (2)	2.0 (2)	2.0 (2)	2.0 (2)	[10]
	Day 35	2.0 (2)	2.0 (2)	2.0 (2)	2.0 (2)	[10]
	Day 41	2.0 (2)	2.0 (2)	2.0 (2)	2.0 (2)	[10]
Behavioral abnormalities	Pre	1.0 (1)	1.0 (1)	1.0 (1)	1.0 (1)	
Mean (range)	Day 7	1.0 (1)	1.0 (1)	1.0 (1)	1.0 (1)	
	Day 14	1.0 (1)	1.0 (1)	1.0 (1)	1.0 (1)	
	Day 21	1.0 (1)	1.0 (1)	1.0 (1)	1.0 (1)	[10]
	Day 28	1.0 (1)	1.0 (1)	1.0 (1)	1.0 (1)	[10]
	Day 35	1.0 (1)	1.0 (1)	1.0 (1)	1.0 (1)	[10]
	Day 41	1.0 (1)	1.0 (1)	1.0 (1)	1.0 (1)	[10]
Righting reflex	Pre	1.0 (1)	1.0 (1)	1.0 (1)	1.0 (1)	
Mean (range)	Day 7	1.0 (1)	1.0 (1)	1.0 (1)	1.0 (1)	
	Day 14	1.0 (1)	1.0 (1)	1.0 (1)	1.0 (1)	
	Day 21	1.0 (1)	1.0 (1)	1.0 (1)	1.0 (1)	[10]
	Day 28	1.0 (1)	1.0 (1)	1.0 (1)	1.0 (1)	[10]
	Day 35	1.0 (1)	1.0 (1)	1.0 (1)	1.0 (1)	[10]
	Day 41	1.0 (1)	1.0 (1)	1.0 (1)	1.0 (1)	[10]

Figures in parentheses [ ] indicate number of males.
Findings were graded as follows

Consciousness: 1: Comatose; no response, 2: exploring behavior, 3: excited and moving spasmodically.
Behavioral abnormalities: 1: Not observed, 2: straub's reaction, 3: moving backward, 4: writhing.
Righting reflex: 1: Righting itself immediately, 2: requiring 3 seconds or longer to right itself, 3: unable to right itself.

Table 17-1 FOB of female rats in combined repeat dose and reproductive/developmental toxicity screening test of silane, ethenyltrimethoxy- by oral administration

Group		Control	silane, ethenyltrimethoxy-					
mg/kg		0	62.5		250		1000	
Number of females		12	12		12		12	
Observation of animals in cages								
Posture	Pre	2.0 (2)	2.0 (2)		2.1 (2-3)		2.1 (2-3)	
Mean (range)	Day 8	2.0 (2)	2.0 (2)		2.0 (2)		2.0 (2)	[11]
	Day 15	2.0 (2)	2.0 (2)		2.0 (2)		2.0 (2)	[11]
	Day 1 of pregnancy	2.0 (2)	2.0 (2)	[11]	2.0 (2)	[11]	2.0 (2)	[10]
	Day 8 of pregnancy	2.0 (2)	2.0 (2)	[11]	2.0 (2)	[11]	2.0 (2)	[10]
	Day 15 of pregnancy	2.0 (2)	2.0 (2)	[11]	2.0 (2)	[11]	2.0 (2)	[10]
	Day 3 of lactation	2.0 (2)	2.0 (2)	[11]	2.0 (2)	[11]	2.0 (2)	[10]
Palpebral closure	Pre	1.0 (1)	1.0 (1)		1.2 (1-3)		1.0 (1)	
Mean (range)	Day 8	1.0 (1)	1.0 (1)		1.0 (1)		1.0 (1)	[11]
	Day 15	1.0 (1)	1.0 (1)		1.0 (1)		1.0 (1)	[11]
	Day 1 of pregnancy	1.0 (1)	1.0 (1)	[11]	1.0 (1)	[11]	1.0 (1)	[10]
	Day 8 of pregnancy	1.0 (1)	1.0 (1)	[11]	1.0 (1)	[11]	1.0 (1)	[10]
	Day 15 of pregnancy	1.0 (1)	1.0 (1)	[11]	1.0 (1)	[11]	1.0 (1)	[10]
	Day 3 of lactation	1.0 (1)	1.1 (1-2)	[11]	1.2 (1-3)	[11]	1.0 (1)	[10]
Biting behavior	Pre	1.0 (1)	1.0 (1)		1.0 (1)		1.0 (1)	
Mean (range)	Day 8	1.0 (1)	1.0 (1)		1.0 (1)		1.0 (1)	[11]
	Day 15	1.0 (1)	1.0 (1)		1.0 (1)		1.0 (1)	[11]
	Day 1 of pregnancy	1.0 (1)	1.0 (1)	[11]	1.0 (1)	[11]	1.0 (1)	[10]
	Day 8 of pregnancy	1.0 (1)	1.0 (1)	[11]	1.0 (1)	[11]	1.0 (1)	[10]
	Day 15 of pregnancy	1.0 (1)	1.0 (1)	[11]	1.0 (1)	[11]	1.0 (1)	[10]
	Day 3 of lactation	1.0 (1)	1.0 (1)	[11]	1.0 (1)	[11]	1.0 (1)	[10]
Clonic convulsions	Pre	1.0 (1)	1.0 (1)		1.0 (1)		1.0 (1)	
Mean (range)	Day 8	1.0 (1)	1.0 (1)		1.0 (1)		1.0 (1)	[11]
	Day 15	1.0 (1)	1.0 (1)		1.0 (1)		1.0 (1)	[11]
	Day 1 of pregnancy	1.0 (1)	1.0 (1)	[11]	1.0 (1)	[11]	1.0 (1)	[10]
	Day 8 of pregnancy	1.0 (1)	1.0 (1)	[11]	1.0 (1)	[11]	1.0 (1)	[10]
	Day 15 of pregnancy	1.0 (1)	1.0 (1)	[11]	1.0 (1)	[11]	1.0 (1)	[10]
	Day 3 of lactation	1.0 (1)	1.0 (1)	[11]	1.0 (1)	[11]	1.0 (1)	[10]

Figures in parentheses [ ] indicate number of females.
Findings were graded as follows

Posture	1: Prone or recumbent position, 2: resting normally, 3: moving or running about, 4: jumping.
Palpebral closure	1: Eyelids open normally, 2: eyelids half-closed, 3: eyelids closed.
Biting behavior	1: Not observed, 2: observed.
Clonic convulsions	1: Not observed, 2: jaw convulsions, 3: tremor.

Table 17-2 FOB of female rats in combined repeat dose and reproductive/developmental toxicity screening test of silane, ethenyltrimethoxy- by oral administration

Group		Control	silane, ethenyltrimethoxy-					
mg/kg		0	62.5		250		1000	
Number of females		12	12		12		12	
Observation of animals in cages								
Tonic convulsions	Pre	1.0 (1)	1.0 (1)		1.0 (1)		1.0 (1)	
Mean (range)	Day 8	1.0 (1)	1.0 (1)		1.0 (1)		1.0 (1)	[11]
	Day 15	1.0 (1)	1.0 (1)		1.0 (1)		1.0 (1)	[11]
	Day 1 of pregnancy	1.0 (1)	1.0 (1)	[11]	1.0 (1)	[11]	1.0 (1)	[10]
	Day 8 of pregnancy	1.0 (1)	1.0 (1)	[11]	1.0 (1)	[11]	1.0 (1)	[10]
	Day 15 of pregnancy	1.0 (1)	1.0 (1)	[11]	1.0 (1)	[11]	1.0 (1)	[10]
	Day 3 of lactation	1.0 (1)	1.0 (1)	[11]	1.0 (1)	[11]	1.0 (1)	[10]

Figures in parentheses [ ] indicate number of females.
Findings were graded as follows
Tonic convulsions 1: Not observed, 2: tonic extension, 3: opisthotonus convulsions, 4: saltatory convulsions, 5: asphyxial convulsions.

Table 17-3 FOB of female rats in combined repeat dose and reproductive/developmental toxicity screening test of silane, ethenyltrimethoxy- by oral administration

Group		Control	silane, ethenyltrimethoxy-					
mg/kg		0	62.5		250		1000	
Number of females		12	12		12		12	
Observation of animals on observer's palm								
Ease of removal from cage	Pre	2.0 (2)	1.8 (1-2)		1.8 (1-2)		1.9 (1-2)	
Mean (range)	Day 8	2.0 (2)	1.9 (1-2)		1.9 (1-2)		2.0 (2)	[11]
	Day 15	1.9 (1-2)	1.8 (1-2)		1.9 (1-2)		2.0 (2)	[11]
	Day 1 of pregnancy	2.0 (2)	2.0 (2)	[11]	2.0 (2)	[11]	2.0 (2)	[10]
	Day 8 of pregnancy	2.0 (2)	2.0 (2)	[11]	2.0 (2)	[11]	2.0 (2)	[10]
	Day 15 of pregnancy	2.0 (2)	2.0 (2)	[11]	2.0 (2)	[11]	2.0 (2)	[10]
	Day 3 of lactation	2.0 (2)	2.0 (2)	[11]	2.0 (2)	[11]	2.0 (2)	[10]
Ease of handling	Pre	2.0 (2)	1.8 (1-2)		2.0 (2)		1.9 (1-2)	
Mean (range)	Day 8	2.0 (2)	1.9 (1-2)		2.0 (2)		2.0 (2)	[11]
	Day 15	2.0 (2)	1.9 (1-2)		1.8 (1-2)		2.0 (2)	[11]
	Day 1 of pregnancy	2.0 (2)	2.0 (2)	[11]	2.0 (2)	[11]	2.0 (2)	[10]
	Day 8 of pregnancy	2.0 (2)	2.0 (2)	[11]	2.0 (2)	[11]	2.0 (2)	[10]
	Day 15 of pregnancy	2.0 (2)	2.0 (2)	[11]	2.0 (2)	[11]	2.0 (2)	[10]
	Day 3 of lactation	2.0 (2)	2.0 (2)	[11]	2.0 (2)	[11]	2.0 (2)	[10]
Muscle tone	Pre	2.0 (2)	2.0 (2)		2.0 (2)		2.0 (2)	
Mean (range)	Day 8	2.0 (2)	2.0 (2)		2.0 (2)		2.0 (2)	[11]
	Day 15	2.0 (2)	2.0 (2)		2.0 (2)		2.0 (2)	[11]
	Day 1 of pregnancy	2.0 (2)	2.0 (2)	[11]	2.0 (2)	[11]	2.0 (2)	[10]
	Day 8 of pregnancy	2.0 (2)	2.0 (2)	[11]	2.0 (2)	[11]	2.0 (2)	[10]
	Day 15 of pregnancy	2.0 (2)	2.0 (2)	[11]	2.0 (2)	[11]	2.0 (2)	[10]
	Day 3 of lactation	2.0 (2)	2.0 (2)	[11]	2.0 (2)	[11]	2.0 (2)	[10]
Fur conditions	Pre	1.0 (1)	1.0 (1)		1.0 (1)		1.0 (1)	
Mean (range)	Day 8	1.0 (1)	1.0 (1)		1.0 (1)		1.0 (1)	[11]
	Day 15	1.0 (1)	1.0 (1)		1.1 (1-2)		1.0 (1)	[11]
	Day 1 of pregnancy	1.0 (1)	1.0 (1)	[11]	1.0 (1)	[11]	1.0 (1)	[10]
	Day 8 of pregnancy	1.0 (1)	1.0 (1)	[11]	1.0 (1)	[11]	1.0 (1)	[10]
	Day 15 of pregnancy	1.0 (1)	1.0 (1)	[11]	1.0 (1)	[11]	1.0 (1)	[10]
	Day 3 of lactation	1.0 (1)	1.0 (1)	[11]	1.0 (1)	[11]	1.0 (1)	[10]

Figures in parentheses [ ] indicate number of females.

Findings were graded as follows

Ease of removal from cage	1: Docile and allowing itself to be handled, 2: rearing or cowering, 3: running about; hard to catch.
Ease of handling	1: Docile and allowing itself to be handled, 2: struggling slightly or vocalizing, 3: struggling and trying to bite observer's hand.
Muscle tone	1: Decreased, 2: normal, 3: increased.
Fur conditions	1: Normal, 2: slightly soiled, 3: markedly soiled.

Table 17-4 FOB of female rats in combined repeat dose and reproductive/developmental toxicity screening test of silane, ethenyltrimethoxy- by oral administration

Group		Control	silane, ethenyltrimethoxy-					
mg/kg		0	62.5		250		1000	
Number of females		12	12		12		12	
Observation of animals on observer's palm								
Lacrimation	Pre	1.0 (1)	1.0 (1)		1.0 (1)		1.0 (1)	
Mean (range)	Day 8	1.0 (1)	1.0 (1)		1.0 (1)		1.0 (1)	[11]
	Day 15	1.0 (1)	1.0 (1)		1.0 (1)		1.0 (1)	[11]
	Day 1 of pregnancy	1.0 (1)	1.0 (1)	[11]	1.0 (1)	[11]	1.0 (1)	[10]
	Day 8 of pregnancy	1.0 (1)	1.0 (1)	[11]	1.0 (1)	[11]	1.0 (1)	[10]
	Day 15 of pregnancy	1.0 (1)	1.0 (1)	[11]	1.0 (1)	[11]	1.0 (1)	[10]
	Day 3 of lactation	1.0 (1)	1.0 (1)	[11]	1.0 (1)	[11]	1.0 (1)	[10]
Salivation	Pre	1.0 (1)	1.0 (1)		1.0 (1)		1.0 (1)	
Mean (range)	Day 8	1.0 (1)	1.0 (1)		1.0 (1)		1.2 (1-3)	[11]
	Day 15	1.0 (1)	1.0 (1)		1.0 (1)		1.4 (1-3)	[11]
	Day 1 of pregnancy	1.0 (1)	1.0 (1)	[11]	1.0 (1)	[11]	1.7 (1-3) **	[10]
	Day 8 of pregnancy	1.0 (1)	1.0 (1)	[11]	1.0 (1)	[11]	1.4 (1-3) *	[10]
	Day 15 of pregnancy	1.0 (1)	1.0 (1)	[11]	1.0 (1)	[11]	1.6 (1-3) **	[10]
	Day 3 of lactation	1.0 (1)	1.0 (1)	[11]	1.0 (1)	[11]	1.6 (1-3) **	[10]
Respiration	Pre	1.0 (1)	1.0 (1)		1.0 (1)		1.0 (1)	
Mean (range)	Day 8	1.0 (1)	1.0 (1)		1.0 (1)		1.0 (1)	[11]
	Day 15	1.0 (1)	1.0 (1)		1.0 (1)		1.0 (1)	[11]
	Day 1 of pregnancy	1.0 (1)	1.0 (1)	[11]	1.0 (1)	[11]	1.0 (1)	[10]
	Day 8 of pregnancy	1.0 (1)	1.0 (1)	[11]	1.0 (1)	[11]	1.0 (1)	[10]
	Day 15 of pregnancy	1.0 (1)	1.0 (1)	[11]	1.0 (1)	[11]	1.0 (1)	[10]
	Day 3 of lactation	1.0 (1)	1.0 (1)	[11]	1.0 (1)	[11]	1.0 (1)	[10]

Figures in parentheses [ ] indicate number of females.
Significantly different from control group (*: P<0.05, **: P<0.01).
Findings were graded as follows

Lacrimation	1: None, 2: mild, 3: marked.
Salivation	1: None, 2: mild, 3: marked.
Respiration	1: Normal, 2: bradypnea, 3: dyspnea.

Table 17-5 FOB of female rats in combined repeat dose and reproductive/developmental toxicity screening test of silane, ethenyltrimethoxy- by oral administration

Group		Control	silane, ethenyltrimethoxy-								
mg/kg		0	62.5			250			1000		
Number of females		12	12			12			12		
Open-field test											
Frequency of rearing	Pre	10.8 ± 3.8	9.2 ± 6.2			11.4 ± 5.5			6.8 ± 4.5		
Mean ± S.D.	Day 8	5.4 ± 2.0	5.8 ± 2.4			6.3 ± 2.5			6.5 ± 2.4		[11]
	Day 15	6.0 ± 4.0	8.2 ± 5.1			5.9 ± 3.8			3.8 ± 1.7		[11]
	Day 1 of pregnancy	5.1 ± 3.6	4.5 ± 3.7		[11]	6.4 ± 2.9		[11]	5.2 ± 3.0		[10]
	Day 8 of pregnancy	8.6 ± 6.2	4.8 ± 3.6		[11]	6.8 ± 4.6		[11]	3.9 ± 3.0		[10]
	Day 15 of pregnancy	5.0 ± 3.5	3.9 ± 2.8		[11]	7.9 ± 4.5		[11]	3.2 ± 3.7		[10]
	Day 3 of lactation	9.3 ± 3.9	7.5 ± 5.2		[11]	5.7 ± 6.6		[11]	5.9 ± 3.9		[10]
Frequency of grooming	Pre	0.0 ± 0.0	0.0 ± 0.0			0.0 ± 0.0			0.0 ± 0.0		
Mean ± S.D.	Day 8	0.0 ± 0.0	0.0 ± 0.0			0.0 ± 0.0			0.1 ± 0.3		[11]
	Day 15	0.0 ± 0.0	0.0 ± 0.0			0.1 ± 0.3			0.0 ± 0.0		[11]
	Day 1 of pregnancy	0.0 ± 0.0	0.0 ± 0.0		[11]	0.0 ± 0.0		[11]	0.1 ± 0.3		[10]
	Day 8 of pregnancy	0.0 ± 0.0	0.0 ± 0.0		[11]	0.0 ± 0.0		[11]	0.0 ± 0.0		[10]
	Day 15 of pregnancy	0.0 ± 0.0	0.0 ± 0.0		[11]	0.1 ± 0.3		[11]	0.0 ± 0.0		[10]
	Day 3 of lactation	0.0 ± 0.0	0.1 ± 0.3		[11]	0.0 ± 0.0		[11]	0.0 ± 0.0		[10]
Gait	Pre	1.0 (1)	1.0 (1)			1.0 (1)			1.0 (1)		
Mean (range)	Day 8	1.0 (1)	1.0 (1)			1.0 (1)			1.0 (1)		[11]
	Day 15	1.0 (1)	1.0 (1)			1.0 (1)			1.0 (1)		[11]
	Day 1 of pregnancy	1.0 (1)	1.0 (1)		[11]	1.0 (1)		[11]	1.0 (1)		[10]
	Day 8 of pregnancy	1.0 (1)	1.0 (1)		[11]	1.0 (1)		[11]	1.0 (1)		[10]
	Day 15 of pregnancy	1.0 (1)	1.0 (1)		[11]	1.0 (1)		[11]	1.0 (1)		[10]
	Day 3 of lactation	1.0 (1)	1.0 (1)		[11]	1.0 (1)		[11]	1.0 (1)		[10]
Palpebral closure	Pre	1.0 (1)	1.0 (1)			1.0 (1)			1.0 (1)		
Mean (range)	Day 8	1.0 (1)	1.0 (1)			1.0 (1)			1.0 (1)		[11]
	Day 15	1.0 (1)	1.0 (1)			1.0 (1)			1.0 (1)		[11]
	Day 1 of pregnancy	1.0 (1)	1.0 (1)		[11]	1.0 (1)		[11]	1.0 (1)		[10]
	Day 8 of pregnancy	1.0 (1)	1.0 (1)		[11]	1.0 (1)		[11]	1.0 (1)		[10]
	Day 15 of pregnancy	1.0 (1)	1.0 (1)		[11]	1.0 (1)		[11]	1.0 (1)		[10]
	Day 3 of lactation	1.0 (1)	1.0 (1)		[11]	1.0 (1)		[11]	1.0 (1)		[10]

Figures in parentheses [ ] indicate number of females.
Frequency of rearing (during a 2-minute period).
Frequency of grooming (during a 2-minute period).
Findings were graded as follows

Gait: 1: Normal, 2: unmoving, 3: staggering, 4: hind-limbs extended and dragged, 5: all fours extended, 6: forelimbs extended and dragged; unable to support body, 7: standing on tiptoe.

Palpebral closure: 1: Eyelids open normally, 2: eyelids half-closed, 3: eyelids closed.

Table 17-6 FOB of female rats in combined repeat dose and reproductive/developmental toxicity screening test of silane, ethenyltrimethoxy- by oral administration

Group		Control	silane, ethenyltrimethoxy-					
mg/kg		0	62.5		250		1000	
Number of females		12	12		12		12	
Open-field test								
Consciousness	Pre	2.0 (2)	2.0 (2)		2.0 (2)		2.0 (2)	
Mean (range)	Day 8	2.0 (2)	2.0 (2)		2.0 (2)		2.0 (2)	[11]
	Day 15	2.0 (2)	2.0 (2)		2.0 (2)		2.0 (2)	[11]
	Day 1 of pregnancy	2.0 (2)	2.0 (2)	[11]	2.0 (2)	[11]	2.0 (2)	[10]
	Day 8 of pregnancy	2.0 (2)	2.0 (2)	[11]	2.0 (2)	[11]	2.0 (2)	[10]
	Day 15 of pregnancy	2.0 (2)	2.0 (2)	[11]	2.0 (2)	[11]	2.0 (2)	[10]
	Day 3 of lactation	2.0 (2)	2.0 (2)	[11]	2.0 (2)	[11]	2.0 (2)	[10]
Behavioral abnormalities	Pre	1.0 (1)	1.0 (1)		1.0 (1)		1.0 (1)	
Mean (range)	Day 8	1.0 (1)	1.0 (1)		1.0 (1)		1.0 (1)	[11]
	Day 15	1.0 (1)	1.0 (1)		1.0 (1)		1.0 (1)	[11]
	Day 1 of pregnancy	1.0 (1)	1.0 (1)	[11]	1.0 (1)	[11]	1.0 (1)	[10]
	Day 8 of pregnancy	1.0 (1)	1.0 (1)	[11]	1.0 (1)	[11]	1.0 (1)	[10]
	Day 15 of pregnancy	1.0 (1)	1.0 (1)	[11]	1.0 (1)	[11]	1.0 (1)	[10]
	Day 3 of lactation	1.0 (1)	1.0 (1)	[11]	1.0 (1)	[11]	1.0 (1)	[10]
Righting reflex	Pre	1.0 (1)	1.0 (1)		1.0 (1)		1.0 (1)	
Mean (range)	Day 8	1.0 (1)	1.0 (1)		1.0 (1)		1.0 (1)	[11]
	Day 15	1.0 (1)	1.0 (1)		1.0 (1)		1.0 (1)	[11]
	Day 1 of pregnancy	1.0 (1)	1.0 (1)	[11]	1.0 (1)	[11]	1.0 (1)	[10]
	Day 8 of pregnancy	1.0 (1)	1.0 (1)	[11]	1.0 (1)	[11]	1.0 (1)	[10]
	Day 15 of pregnancy	1.0 (1)	1.0 (1)	[11]	1.0 (1)	[11]	1.0 (1)	[10]
	Day 3 of lactation	1.0 (1)	1.0 (1)	[11]	1.0 (1)	[11]	1.0 (1)	[10]

Figures in parentheses [ ] indicate number of females.

Findings were graded as follows

Consciousness 1: Comatose; no response, 2: exploring behavior, 3: excited and moving spasmodically.

Behavioral abnormalities 1: Not observed, 2: straub's reaction, 3: moving backward, 4: writhing.

Righting reflex 1: Righting itself immediately, 2: requiring 3 seconds or longer to right itself, 3: unable to right itself.

Table 18-1 FOB of female rats (recovery group) in combined repeat dose and reproductive/developmental toxicity screening test of silane, ethenyltrimethoxy- by oral administration

Group		Control	silane, ethenyltrimethoxy-	
mg/kg		0	250	1000
Number of females		6	6	6
Observation of animals in cages				
Posture	Pre	2.2 (2-3)	2.0 (2)	2.2 (2-3)
Mean (range)	Day 8	2.0 (2)	2.0 (2)	2.0 (2)
	Day 15	2.0 (2)	2.0 (2)	2.0 (2)
	Day 22	2.0 (2)	2.0 (2)	2.0 (2)
	Day 29	2.0 (2)	2.0 (2)	2.0 (2)
	Day 36	2.0 (2)	2.0 (2)	2.0 (2)
	Day 42	2.0 (2)	2.0 (2)	2.0 (2)
Palpebral closure	Pre	1.0 (1)	1.3 (1-3)	1.0 (1)
Mean (range)	Day 8	1.0 (1)	1.0 (1)	1.0 (1)
	Day 15	1.0 (1)	1.0 (1)	1.0 (1)
	Day 22	1.0 (1)	1.0 (1)	1.0 (1)
	Day 29	1.0 (1)	1.0 (1)	1.0 (1)
	Day 36	1.2 (1-2)	1.0 (1)	1.3 (1-3)
	Day 42	1.0 (1)	1.0 (1)	1.0 (1)
Biting behavior	Pre	1.0 (1)	1.0 (1)	1.0 (1)
Mean (range)	Day 8	1.0 (1)	1.0 (1)	1.0 (1)
	Day 15	1.0 (1)	1.0 (1)	1.0 (1)
	Day 22	1.0 (1)	1.0 (1)	1.0 (1)
	Day 29	1.0 (1)	1.0 (1)	1.0 (1)
	Day 36	1.0 (1)	1.0 (1)	1.0 (1)
	Day 42	1.0 (1)	1.0 (1)	1.0 (1)
Clonic convulsions	Pre	1.0 (1)	1.0 (1)	1.0 (1)
Mean (range)	Day 8	1.0 (1)	1.0 (1)	1.0 (1)
	Day 15	1.0 (1)	1.0 (1)	1.0 (1)
	Day 22	1.0 (1)	1.0 (1)	1.0 (1)
	Day 29	1.0 (1)	1.0 (1)	1.0 (1)
	Day 36	1.0 (1)	1.0 (1)	1.0 (1)
	Day 42	1.0 (1)	1.0 (1)	1.0 (1)

Findings were graded as follows

Posture	1: Prone or recumbent position, 2: resting normally, 3: moving or running about, 4: jumping.
Palpebral closure	1: Eyelids open normally, 2: eyelids half-closed, 3: eyelids closed.
Biting behavior	1: Not observed, 2: observed.
Clonic convulsions	1: Not observed, 2: jaw convulsions, 3: tremor.

Table 18-2 FOB of female rats (recovery group) in combined repeat dose and reproductive/developmental toxicity screening test of silane, ethenyltrimethoxy- by oral administration

Group		Control	silane, ethenyltrimethoxy-	
mg/kg		0	250	1000
Number of females		6	6	6
Observation of animals in cages				
Tonic convulsions	Pre	1.0 (1)	1.0 (1)	1.0 (1)
Mean (range)	Day 8	1.0 (1)	1.0 (1)	1.0 (1)
	Day 15	1.0 (1)	1.0 (1)	1.0 (1)
	Day 22	1.0 (1)	1.0 (1)	1.0 (1)
	Day 29	1.0 (1)	1.0 (1)	1.0 (1)
	Day 36	1.0 (1)	1.0 (1)	1.0 (1)
	Day 42	1.0 (1)	1.0 (1)	1.0 (1)

Findings were graded as follows

Tonic convulsions 1: Not observed, 2: tonic extension, 3: opisthotonus convulsions, 4: saltatory convulsions, 5: asphyxial convulsions.

Table 18-3 FOB of female rats (recovery group) in combined repeat dose and reproductive/developmental toxicity screening test of silane, ethenyltrimethoxy- by oral administration

Group		Control	silane, ethenyltrimethoxy-	
mg/kg		0	250	1000
Number of females		6	6	6
Observation of animals on observer's palm				
Ease of removal from cage	Pre	2.0 (2)	1.5 (1-2) *	2.0 (2)
Mean (range)	Day 8	2.0 (2)	2.0 (2)	2.0 (2)
	Day 15	2.0 (2)	2.0 (2)	2.0 (2)
	Day 22	2.0 (2)	2.0 (2)	2.0 (2)
	Day 29	2.0 (2)	2.0 (2)	2.0 (2)
	Day 36	2.0 (2)	2.0 (2)	2.0 (2)
	Day 42	2.0 (2)	2.0 (2)	2.0 (2)
Ease of handling	Pre	1.8 (1-2)	1.7 (1-2)	1.7 (1-2)
Mean (range)	Day 8	2.0 (2)	2.0 (2)	2.0 (2)
	Day 15	2.0 (2)	2.0 (2)	2.0 (2)
	Day 22	2.0 (2)	2.0 (2)	2.0 (2)
	Day 29	2.0 (2)	2.0 (2)	2.0 (2)
	Day 36	2.0 (2)	2.0 (2)	2.0 (2)
	Day 42	2.0 (2)	2.0 (2)	2.0 (2)
Muscle tone	Pre	2.0 (2)	2.0 (2)	2.0 (2)
Mean (range)	Day 8	2.0 (2)	2.0 (2)	2.0 (2)
	Day 15	2.0 (2)	2.0 (2)	2.0 (2)
	Day 22	2.0 (2)	2.0 (2)	2.0 (2)
	Day 29	2.0 (2)	2.0 (2)	2.0 (2)
	Day 36	2.0 (2)	2.0 (2)	1.8 (1-2)
	Day 42	2.0 (2)	2.0 (2)	2.0 (2)
Fur conditions	Pre	1.0 (1)	1.0 (1)	1.0 (1)
Mean (range)	Day 8	1.0 (1)	1.0 (1)	1.0 (1)
	Day 15	1.0 (1)	1.0 (1)	1.0 (1)
	Day 22	1.0 (1)	1.0 (1)	1.0 (1)
	Day 29	1.0 (1)	1.0 (1)	1.0 (1)
	Day 36	1.0 (1)	1.0 (1)	1.0 (1)
	Day 42	1.0 (1)	1.0 (1)	1.0 (1)

Significantly different from control group (*: $P<0.05$).

Findings were graded as follows

Ease of removal from cage	1: Docile and allowing itself to be handled, 2: rearing or cowering, 3: running about; hard to catch.
Ease of handling	1: Docile and allowing itself to be handled, 2: struggling slightly or vocalizing, 3: struggling and trying to bite observer's hand.
Muscle tone	1: Decreased, 2: normal, 3: increased.
Fur conditions	1: Normal, 2: slightly soiled, 3: markedly soiled.

Table 18-4 FOB of female rats (recovery group) in combined repeat dose and reproductive/developmental toxicity screening test of silane, ethenyltrimethoxy- by oral administration

Group		Control	silane, ethenyltrimethoxy-	
mg/kg		0	250	1000
Number of females		6	6	6
Observation of animals on observer's palm				
Lacrimation	Pre	1.0 (1)	1.0 (1)	1.0 (1)
Mean (range)	Day 8	1.0 (1)	1.0 (1)	1.0 (1)
	Day 15	1.0 (1)	1.0 (1)	1.0 (1)
	Day 22	1.0 (1)	1.0 (1)	1.0 (1)
	Day 29	1.0 (1)	1.0 (1)	1.0 (1)
	Day 36	1.0 (1)	1.0 (1)	1.0 (1)
	Day 42	1.0 (1)	1.0 (1)	1.0 (1)
Salivation	Pre	1.0 (1)	1.0 (1)	1.0 (1)
Mean (range)	Day 8	1.0 (1)	1.0 (1)	1.3 (1-3)
	Day 15	1.0 (1)	1.0 (1)	1.3 (1-2)
	Day 22	1.0 (1)	1.0 (1)	1.5 (1-2) *
	Day 29	1.0 (1)	1.0 (1)	1.2 (1-2)
	Day 36	1.0 (1)	1.0 (1)	1.5 (1-2) *
	Day 42	1.0 (1)	1.0 (1)	1.3 (1-2)
Respiration	Pre	1.0 (1)	1.0 (1)	1.0 (1)
Mean (range)	Day 8	1.0 (1)	1.0 (1)	1.0 (1)
	Day 15	1.0 (1)	1.0 (1)	1.0 (1)
	Day 22	1.0 (1)	1.0 (1)	1.0 (1)
	Day 29	1.0 (1)	1.0 (1)	1.0 (1)
	Day 36	1.0 (1)	1.0 (1)	1.0 (1)
	Day 42	1.0 (1)	1.0 (1)	1.0 (1)

Significantly different from control group (*: P<0.05).
Findings were graded as follows

Lacrimation	1: None, 2: mild, 3: marked.
Salivation	1: None, 2: mild, 3: marked.
Respiration	1: Normal, 2: bradypnea, 3: dyspnea.

Table 18-5 FOB of female rats (recovery group) in combined repeat dose and reproductive/developmental toxicity screening test of silane, ethenyltrimethoxy- by oral administration

Group		Control	silane, ethenyltrimethoxy-	
mg/kg		0	250	1000
Number of females		6	6	6
Open-field test				
Frequency of rearing	Pre	8.3 ± 3.6	9.0 ± 4.9	12.5 ± 4.9
Mean ± S.D.	Day 8	2.7 ± 3.1	6.7 ± 3.6	5.3 ± 3.8
	Day 15	5.0 ± 4.3	6.8 ± 2.9	6.0 ± 5.9
	Day 22	4.2 ± 3.7	6.8 ± 4.1	2.5 ± 2.6
	Day 29	5.7 ± 4.0	8.7 ± 7.3	7.0 ± 4.3
	Day 36	4.0 ± 2.2	9.2 ± 5.8	5.2 ± 4.0
	Day 42	4.2 ± 2.9	9.7 ± 3.8	5.5 ± 4.8
Frequency of grooming	Pre	0.0 ± 0.0	0.0 ± 0.0	0.0 ± 0.0
Mean ± S.D.	Day 8	0.0 ± 0.0	0.0 ± 0.0	0.0 ± 0.0
	Day 15	0.0 ± 0.0	0.0 ± 0.0	0.0 ± 0.0
	Day 22	0.0 ± 0.0	0.0 ± 0.0	0.0 ± 0.0
	Day 29	0.0 ± 0.0	0.0 ± 0.0	0.0 ± 0.0
	Day 36	0.0 ± 0.0	0.0 ± 0.0	0.0 ± 0.0
	Day 42	0.0 ± 0.0	0.0 ± 0.0	0.0 ± 0.0
Gait	Pre	1.0 (1)	1.0 (1)	1.0 (1)
Mean (range)	Day 8	1.0 (1)	1.0 (1)	1.0 (1)
	Day 15	1.0 (1)	1.0 (1)	1.0 (1)
	Day 22	1.0 (1)	1.0 (1)	1.0 (1)
	Day 29	1.0 (1)	1.0 (1)	1.0 (1)
	Day 36	1.0 (1)	1.0 (1)	1.0 (1)
	Day 42	1.0 (1)	1.0 (1)	1.0 (1)
Palpebral closure	Pre	1.0 (1)	1.0 (1)	1.0 (1)
Mean (range)	Day 8	1.0 (1)	1.0 (1)	1.0 (1)
	Day 15	1.0 (1)	1.0 (1)	1.0 (1)
	Day 22	1.0 (1)	1.0 (1)	1.0 (1)
	Day 29	1.0 (1)	1.0 (1)	1.0 (1)
	Day 36	1.0 (1)	1.0 (1)	1.0 (1)
	Day 42	1.0 (1)	1.0 (1)	1.0 (1)

Frequency of rearing (during a 2-minute period).
Frequency of grooming (during a 2-minute period).
Findings were graded as follows

Gait: 1: Normal, 2: unmoving, 3: staggering, 4: hind-limbs extended and dragged, 5: all fours extended, 6: forelimbs extended and dragged; unable to support body, 7: standing on tiptoe.

Palpebral closure: 1: Eyelids open normally, 2: eyelids half-closed, 3: eyelids closed.

Table 18-6 FOB of female rats (recovery group) in combined repeat dose and reproductive/developmental toxicity screening test of silane, ethenyltrimethoxy- by oral administration

Group		Control	silane, ethenyltrimethoxy-	
mg/kg		0	250	1000
Number of females		6	6	6
Open-field test				
Consciousness	Pre	2.0 (2)	2.0 (2)	2.0 (2)
Mean (range)	Day 8	2.0 (2)	2.0 (2)	2.0 (2)
	Day 15	2.0 (2)	2.0 (2)	2.0 (2)
	Day 22	2.0 (2)	2.0 (2)	2.0 (2)
	Day 29	2.0 (2)	2.0 (2)	2.0 (2)
	Day 36	2.0 (2)	2.0 (2)	2.0 (2)
	Day 42	2.0 (2)	2.0 (2)	2.0 (2)
Behavioral abnormalities	Pre	1.0 (1)	1.0 (1)	1.0 (1)
Mean (range)	Day 8	1.0 (1)	1.0 (1)	1.0 (1)
	Day 15	1.0 (1)	1.0 (1)	1.0 (1)
	Day 22	1.0 (1)	1.0 (1)	1.0 (1)
	Day 29	1.0 (1)	1.0 (1)	1.0 (1)
	Day 36	1.0 (1)	1.0 (1)	1.0 (1)
	Day 42	1.0 (1)	1.0 (1)	1.0 (1)
Righting reflex	Pre	1.0 (1)	1.0 (1)	1.0 (1)
Mean (range)	Day 8	1.0 (1)	1.0 (1)	1.0 (1)
	Day 15	1.0 (1)	1.0 (1)	1.0 (1)
	Day 22	1.0 (1)	1.0 (1)	1.0 (1)
	Day 29	1.0 (1)	1.0 (1)	1.0 (1)
	Day 36	1.0 (1)	1.0 (1)	1.0 (1)
	Day 42	1.0 (1)	1.0 (1)	1.0 (1)

Findings were graded as follows

Consciousness	1: Comatose; no response, 2: exploring behavior, 3: excited and moving spasmodically.
Behavioral abnormalities	1: Not observed, 2: straub's reaction, 3: moving backward, 4: writhing.
Righting reflex	1: Righting itself immediately, 2: requiring 3 seconds or longer to right itself, 3: unable to right itself.

Table 19 Sensory response of male rats on termination of administration period in combined repeat dose and reproductive/developmental toxicity screening test of silane, ethenyltrimethoxy- by oral administration

Group	Control	silane, ethenyltrimethoxy-		
mg/kg	0	62.5	250	1000
Number of males	6	6	6	5
Pupillary reflex				
Mean (range)	1.0 (1)	1.0 (1)	1.0 (1)	1.0 (1)
Approaching behavior				
Mean (range)	2.0 (2)	2.0 (2)	2.0 (2)	2.0 (2)
Response to touch				
Mean (range)	2.0 (2)	2.0 (2)	2.0 (2)	2.0 (2)
Auditory reflex				
Mean (range)	2.0 (2)	2.0 (2)	2.0 (2)	2.0 (2)
Pain reflex				
Mean (range)	3.0 (3)	3.0 (3)	3.0 (3)	3.0 (3)

Findings were graded as follows.

Pupillary reflex 1: Normal pupillary contraction observed, 2: pupils completely dilated, 3: pupils completely contracted.

Approaching behavior 1: Not observed, 2: approaching and sniffing stimulus, 3: reacting to stimulus, including vocalizing, 4: jumping at or biting at stimulus.

Response to touch 1: No response, 2: looking back and leaving stimulus, 3: reacting to stimulus, including vocalizing, 4: jumping at or biting at stimulus.

Auditory reflex 1: Not observed, 2: hesitating at stimulus or moving ears, 3: jumping at and trying to bite at the source of sound.

Pain reflex 1: Not observed, 2: slowly looking back or slowly moving forward to escape from stimulus, 3: quickly moving forward to escape from stimulus or biting at it immediately after looking back, 4: jumping forward to escape from stimulus, 5: loudly vocalizing and biting at stimulus after suddenly looking back.

Table 20 Sensory response of female rats on termination of administration period in combined repeat dose and reproductive/developmental toxicity screening test of silane, ethenyltrimethoxy- by oral administration

Group	Control	silane, ethenyltrimethoxy-		
mg/kg	0	62.5	250	1000
Number of females	6	6	6	6
Pupillary reflex				
Mean (range)	1.0 (1)	1.0 (1)	1.0 (1)	1.0 (1)
Approaching behavior				
Mean (range)	2.0 (2)	2.0 (2)	2.0 (2)	2.0 (2)
Response to touch				
Mean (range)	2.0 (2)	2.0 (2)	2.0 (2)	2.0 (2)
Auditory reflex				
Mean (range)	2.0 (2)	2.0 (2)	2.0 (2)	2.0 (2)
Pain reflex				
Mean (range)	3.0 (3)	3.0 (3)	3.0 (3)	3.0 (3)

Findings were graded as follows.

Pupillary reflex 1: Normal pupillary contraction observed, 2: pupils completely dilated, 3: pupils completely contracted.

Approaching behavior 1: Not observed, 2: approaching and sniffing stimulus, 3: reacting to stimulus, including vocalizing, 4: jumping at or biting at stimulus.

Response to touch 1: No response, 2: looking back and leaving stimulus, 3: reacting to stimulus, including vocalizing, 4: jumping at or biting at stimulus.

Auditory reflex 1: Not observed, 2: hesitating at stimulus or moving ears, 3: jumping at and trying to bite at the source of sound.

Pain reflex 1: Not observed, 2: slowly looking back or slowly moving forward to escape from stimulus, 3: quickly moving forward to escape from stimulus or biting at it immediately after looking back, 4: jumping forward to escape from stimulus, 5: loudly vocalizing and biting at stimulus after suddenly looking back.

Table 21 Grip strength of male rats on termination of administration period in combined repeat dose and reproductive/developmental toxicity screening test of silane, ethenyltrimethoxy- by oral administration

Group	Control	silane, ethenyltrimethoxy-		
mg/kg	0	62.5	250	1000
Number of males	6	6	6	5
Forelimb	962 ± 282	853 ± 248	996 ± 283	903 ± 265
Hindlimb	106 ± 54	120 ± 20	115 ± 28	146 ± 52

Each value shows mean (g) ± S.D.

Table 22 Grip strength of female rats on termination of administration period in combined repeat dose and reproductive/developmental toxicity screening test of silane, ethenyltrimethoxy- by oral administration

Group	Control	silane, ethenyltrimethoxy-		
mg/kg	0	62.5	250	1000
Number of females	6	6	6	6
Forelimb	1031 ± 289	883 ± 159	1131 ± 215	1088 ± 212
Hindlimb	156 ± 96	145 ± 56	147 ± 34	112 ± 33

Each value shows mean (g) ± S.D.

Table 23 Spontaneous motor activity of male rats on termination of administration period in combined repeat dose and reproductive/developmental toxicity screening test of silane, ethenyltrimethoxy- by oral administration

Group	Control	silane, ethenyltrimethoxy-		
mg/kg	0	62.5	250	1000
Number of males	6	6	6	5
Ambulatory counts				
Minutes after administration				
10	777 ± 370	662 ± 373	1466 ± 963	948 ± 360
20	256 ± 201	183 ± 165	526 ± 523	245 ± 182
30	88 ± 72	37 ± 46	381 ± 293	263 ± 262
40	94 ± 143	68 ± 128	198 ± 154	223 ± 375
50	40 ± 55	30 ± 46	248 ± 177 *	90 ± 124
60	198 ± 259	39 ± 57	184 ± 285	8 ± 9
Total	1454 ± 908	1018 ± 487	3003 ± 1993	1777 ± 849
Vertical counts				
Minutes after administration				
10	31 ± 9	26 ± 20	27 ± 15	30 ± 9
20	11 ± 8	7 ± 7	13 ± 11	11 ± 12
30	5 ± 6	3 ± 6	2 ± 2	8 ± 9
40	2 ± 5	3 ± 6	1 ± 2	5 ± 10
50	2 ± 3	1 ± 2	3 ± 4	4 ± 6
60	7 ± 14	2 ± 3	1 ± 1	0 ± 0
Total	58 ± 26	41 ± 32	45 ± 24	58 ± 20

Each value shows mean ± S.D.
Significantly different from control group (*: P<0.05).

Table 24 Spontaneous motor activity of female rats on termination of administration period in combined repeat dose and reproductive/developmental toxicity screening test of silane, ethenyltrimethoxy- by oral administration

Group	Control	silane, ethenyltrimethoxy-		
mg/kg	0	62.5	250	1000
Number of females	6	6	6	6
Ambulatory counts				
Minutes after administration				
10	990 ± 503	673 ± 514	1107 ± 526	850 ± 566
20	89 ± 110	53 ± 126	300 ± 434	404 ± 335
30	75 ± 183	140 ± 253	192 ± 261	67 ± 156
40	25 ± 54	40 ± 73	129 ± 197	58 ± 141
50	18 ± 42	47 ± 104	266 ± 305	133 ± 210
60	60 ± 87	145 ± 209	237 ± 287	31 ± 52
Total	1257 ± 473	1098 ± 607	2230 ± 1806	1542 ± 682
Vertical counts				
Minutes after administration				
10	35 ± 20	16 ± 12	27 ± 16	20 ± 14
20	3 ± 3	1 ± 3	4 ± 4	6 ± 5
30	2 ± 3	3 ± 5	2 ± 3	2 ± 4
40	2 ± 4	1 ± 3	1 ± 2	1 ± 3
50	0 ± 0	2 ± 4	3 ± 4	3 ± 5
60	0 ± 1	3 ± 4	1 ± 2	1 ± 1
Total	42 ± 22	25 ± 15	36 ± 23	34 ± 13

Each value shows mean ± S.D.

Table 25-1 Urinary examination of male rats on Day 2 of administration in combined repeat dose and reproductive/developmental toxicity screening test of silane, ethenyltrimethoxy- by oral administration

Group	Control	silane, ethenyltrimethoxy-		
mg/kg	0	62.5	250	1000
Number of males	6	6	6	6
Volume (mL): Mean ± S.D.	11.7 ± 6.8	14.8 ± 3.7	12.4 ± 3.8	21.5 ± 7.0 *
Specific gravity: Mean ± S.D.	1.056 ± 0.017	1.046 ± 0.013	1.043 ± 0.012	1.025 ± 0.005 **
Color				
Light yellow	6	6	6	6
pH				
6.0	0	0	1	1
6.5	0	0	0	1
8.0	0	1	0	0
8.5	1	1	1	1
9.0	5	4	4	3
Protein				
10～20 mg/dL	0	1	1	0
30 mg/dL	5	3	5	1
100 mg/dL	1	2	0	4
300 mg/dL	0	0	0	1
Glucose				
Negative	6	6	6	6
Ketone body				
Negative	5	5	5	6
Slight	1	1	1	0
Bilirubin				
Negative	6	6	6	6
Occult blood				
Negative	6	6	4	4
Trace	0	0	1	0
Slight	0	0	0	1
Moderate	0	0	1	0
Marked	0	0	0	1
Urobilinogen				
Normal	5	6	6	6
1 mg/dL	1	0	0	0

Significantly different from control group (*: P<0.05, **: P<0.01).

Table 25-2 Urinary examination of male rats on Day 2 of administration in combined repeat dose and reproductive/developmental toxicity screening test of silane, ethenyltrimethoxy- by oral administration

Group	Control	silane, ethenyltrimethoxy-		
mg/kg	0	62.5	250	1000
Number of males	6	6	6	6
Urinary sediments				
Epithelial cells				
0～20 cells/100 fields	6	6	6	5
21～100 cells/100 fields	0	0	0	1
Erythrocytes				
0～20 cells/100 fields	6	6	5	4
21～100 cells/100 fields	0	0	0	1
101～200 cells/100 fields	0	0	1	0
≧501 cells/100 fields	0	0	0	1
Leukocytes				
0～20 cells/100 fields	6	6	6	6
Casts				
Not observed	6	6	6	6
Crystals				
Not observed	3	3	3	4
Observed	3	3	3	2

Table 26-1 Urinary examination of female rats on Day 2 of administration in combined repeat dose and reproductive/developmental toxicity screening test of silane, ethenyltrimethoxy- by oral administration

Group	Control	silane, ethenyltrimethoxy-		
mg/kg	0	62.5	250	1000
Number of females	6	6	6	6
Volume (mL): Mean ± S.D.	6.5 ± 2.0	6.7 ± 3.3	11.1 ± 8.1	15.6 ± 5.5 *
Specific gravity: Mean ± S.D.	1.053 ± 0.012	1.060 ± 0.018	1.044 ± 0.014	1.020 ± 0.005 **
Color				
Light yellow	6	6	6	6
pH				
6.0	1	0	0	0
6.5	0	0	0	1
7.0	0	0	0	4
8.5	1	3	1	1
9.0	4	3	5	0
Protein				
Negative	3	3	3	1
10～20 mg/dL	3	0	1	0
30 mg/dL	0	3	2	0
100 mg/dL	0	0	0	4
300 mg/dL	0	0	0	1
Glucose				
Negative	6	6	6	5
40～60 mg/dL	0	0	0	1
Ketone body				
Negative	6	6	6	6
Bilirubin				
Negative	6	6	6	6
Occult blood				
Negative	6	6	4	2
Trace	0	0	0	1
Moderate	0	0	0	1
Marked	0	0	2	2
Urobilinogen				
Normal	6	5	6	6
1 mg/dL	0	1	0	0

Significantly different from control group (*: P<0.05, **: P<0.01).

Table 26-2 Urinary examination of female rats on Day 2 of administration in combined repeat dose and reproductive/developmental toxicity screening test of silane, ethenyltrimethoxy- by oral administration

Group	Control	silane, ethenyltrimethoxy-		
mg/kg	0	62.5	250	1000
Number of females	6	6	6	6
Urinary sediments				
Epithelial cells				
0～20 cells/100 fields	6	6	6	6
Erythrocytes				
0～20 cells/100 fields	6	6	4	3
101～200 cells/100 fields	0	0	0	1
201～500 cells/100 fields	0	0	0	1
≧501 cells/100 fields	0	0	2	1
Leukocytes				
0～20 cells/100 fields	6	6	6	5
21～100 cells/100fields	0	0	0	1
Casts				
Not observed	6	6	6	6
Crystals				
Not observed	3	3	4	3
Observed	3	3	2	3

Table 27-1 Urinary examination of male rats after dosing on Day 3 of administration in combined repeat dose and reproductive/developmental toxicity screening test of silane, ethenyltrimethoxy- by oral administration

Group	Control	silane, ethenyltrimethoxy-		
mg/kg	0	62.5	250	1000
Number of males	6	6	6	6
Color				
Light yellow	6	6	5	4
White turbidity	0	0	1	2
pH				
6.0	0	0	2	1
6.5	1	0	0	2
7.0	0	0	1	0
7.5	0	0	1	0
8.0	3	2	1	1
8.5	1	1	1	2
9.0	1	3	0	0
Protein				
10～20 mg/dL	1	1	0	0
30 mg/dL	1	3	1	3
100 mg/dL	4	2	4	3
300 mg/dL	0	0	1	0
Glucose				
Negative	6	6	6	6
Ketone body				
Negative	1	2	3	5
Slight	5	4	3	1
Bilirubin				
Negative	6	6	6	6
Occult blood				
Negative	6	6	4	1
Trace	0	0	2	4
Slight	0	0	0	1
Urobilinogen				
Normal	2	4	4	6
1 mg/dL	4	2	2	0

Table 27-2 Urinary examination of male rats after dosing on Day 3 of administration in combined repeat dose and reproductive/developmental toxicity screening test of silane, ethenyltrimethoxy- by oral administration

Group	Control	silane, ethenyltrimethoxy-		
mg/kg	0	62.5	250	1000
Number of males	6	6	6	6
Urinary sediments				
Epithelial cells				
0～20 cells/100 fields	6	6	6	6
Erythrocytes				
0～20 cells/100 fields	6	6	4	3
21～100 cells/100 fields	0	0	2	2
101～200 cells/100 fields	0	0	0	1
Leukocytes				
0～20 cells/100 fields	6	6	6	5
21～100 cells/100 fields	0	0	0	1
Casts				
Not observed	6	6	6	6
Crystals				
Not observed	1	2	3	4
Observed	5	4	3	2

Table 28-1 Urinary examination of female rats after dosing on Day 3 of administration in combined repeat dose and reproductive/developmental toxicity screening test of silane, ethenyltrimethoxy- by oral administration

Group	Control	silane, ethenyltrimethoxy-		
mg/kg	0	62.5	250	1000
Number of females	6	6	6	6
Color				
Light yellow	6	6	5	1
White turbidity	0	0	1	5
pH				
6.0	2	1	0	0
6.5	0	3	3	2
7.0	1	0	0	0
7.5	0	0	0	1
8.0	0	0	1	2
8.5	1	1	2	1
9.0	2	1	0	0
Protein				
Negative	0	0	2	0
10～20 mg/dL	2	3	1	0
30 mg/dL	3	2	2	3
100 mg/dL	1	1	1	3
Glucose				
Negative	6	6	6	6
Ketone body				
Negative	3	3	5	6
Slight	3	3	1	0
Bilirubin				
Negative	6	6	6	6
Occult blood				
Negative	5	6	5	5
Trace	1	0	0	0
Marked	0	0	1	1
Urobilinogen				
Normal	3	4	5	6
1 mg/dL	3	2	1	0

Table 28-2 Urinary examination of female rats after dosing on Day 3 of administration in combined repeat dose and reproductive/developmental toxicity screening test of silane, ethenyltrimethoxy- by oral administration

Group	Control	silane, ethenyltrimethoxy-		
mg/kg	0	62.5	250	1000
Number of females	6	6	6	6
Urinary sediments				
Epithelial cells				
0～20 cells/100 fields	6	6	6	5
21～100 cells/100 fields	0	0	0	1
Erythrocytes				
0～20 cells/100 fields	6	6	5	5
≧501 cells/100 fields	0	0	1	1
Leukocytes				
0～20 cells/100 fields	6	6	6	6
Casts				
Not observed	6	6	6	6
Crystals				
Not observed	2	3	3	2
Observed	4	3	3	4

Table 29-1 Urinary examination of male rats on termination of administration period in combined repeat dose and reproductive/developmental toxicity screening test of silane, ethenyltrimethoxy- by oral administration

Group	Control	silane, ethenyltrimethoxy-		
mg/kg	0	62.5	250	1000
Number of males	6	6	6	5
Volume (mL): Mean ± S.D.	13.3 ± 6.5	12.4 ± 4.3	10.4 ± 2.6	28.8 ± 12.9
Specific gravity: Mean ± S.D.	1.045 ± 0.016	1.045 ± 0.015	1.039 ± 0.005	1.018 ± 0.003 **
Color				
Light yellow	6	6	6	5
pH				
7.0	1	0	0	0
7.5	0	0	1	0
8.0	0	0	1	0
8.5	3	5	2	4
9.0	2	1	2	1
Protein				
10～20 mg/dL	1	2	2	2
30 mg/dL	5	2	2	2
100 mg/dL	0	2	2	1
Glucose				
Negative	6	6	6	5
Ketone body				
Negative	5	6	5	5
Slight	1	0	1	0
Bilirubin				
Negative	6	6	6	5
Occult blood				
Negative	5	5	6	3
Trace	1	0	0	1
Slight	0	1	0	0
Moderate	0	0	0	1
Urobilinogen				
Normal	6	6	6	5

Significantly different from control group (**: P<0.01).

Table 29-2 Urinary examination of male rats on termination of administration period in combined repeat dose and reproductive/developmental toxicity screening test of silane, ethenyltrimethoxy- by oral administration

Group	Control	silane, ethenyltrimethoxy-		
mg/kg	0	62.5	250	1000
Number of males	6	6	6	5
Urinary sediments				
Epithelial cells				
0～20 cells/100 fields	6	6	6	3
21～100 cells/100 fields	0	0	0	2
Erythrocytes				
0～20 cells/100 fields	6	6	6	3
21～100 cells/100 fields	0	0	0	2
Leukocytes				
0～20 cells/100 fields	6	6	6	3
21～100 cells/100 fields	0	0	0	2
Casts				
Not observed	6	6	6	5
Crystals				
Not observed	3	4	3	4
Observed	3	2	3	1

Table 30-1 Urinary examination of female rats on termination of administration period in combined repeat dose and reproductive/developmental toxicity screening test of silane, ethenyltrimethoxy- by oral administration

Group	Control	silane, ethenyltrimethoxy-		
mg/kg	0	62.5	250	1000
Number of females	6	6	6	6
Volume (mL): Mean ± S.D.	31.8 ± 7.0	35.2 ± 12.4	33.0 ± 5.0	40.9 ± 9.5
Specific gravity: Mean ± S.D.	1.025 ± 0.003	1.027 ± 0.006	1.025 ± 0.005	1.023 ± 0.006
Color				
Light yellow	6	6	6	6
pH				
5.0	0	1	0	0
5.5	2	1	0	2
6.0	1	0	1	2
6.5	0	1	2	2
7.0	1	1	1	0
7.5	0	1	1	0
8.0	2	0	1	0
8.5	0	1	0	0
Protein				
Negative	5	2	4	2
10～20 mg/dL	0	4	1	1
30 mg/dL	1	0	1	2
100 mg/dL	0	0	0	1
Glucose				
Negative	6	6	6	6
Ketone body				
Negative	6	6	6	6
Bilirubin				
Negative	6	6	6	6
Occult blood				
Negative	6	4	6	6
Trace	0	2	0	0
Urobilinogen				
Normal	5	5	6	6
1 mg/dL	1	1	0	0

Table 30-2 Urinary examination of female rats on termination of administration period in combined repeat dose and reproductive/developmental toxicity screening test of silane, ethenyltrimethoxy- by oral administration

Group	Control	silane, ethenyltrimethoxy-		
mg/kg	0	62.5	250	1000
Number of females	6	6	6	6
Urinary sediments				
Epithelial cells				
0～20 cells/100 fields	6	6	4	1
21～100 cells/100 fields	0	0	2	5
Erythrocytes				
0～20 cells/100 fields	6	6	6	6
Leukocytes				
0～20 cells/100 fields	6	6	6	5
21～100 cells/100 fields	0	0	0	1
Casts				
Not observed	6	6	6	6
Crystals				
Not observed	3	4	4	5
Observed	3	2	2	1

Table 31-1 Urinary examination of male rats after dosing on termination of administration period in combined repeat dose and reproductive/developmental toxicity screening test of silane, ethenyltrimethoxy- by oral administration

Group	Control	silane, ethenyltrimethoxy-		
mg/kg	0	62.5	250	1000
Number of males	6	6	6	5
Color				
Light yellow	6	6	5	4
White turbidity	0	0	1	1
pH				
6.0	0	0	1	1
6.5	0	1	1	0
7.5	2	2	2	1
8.5	1	2	1	2
9.0	3	1	1	1
Protein				
10～20 mg/dL	2	1	0	0
30 mg/dL	0	2	2	3
100 mg/dL	4	3	4	2
Glucose				
Negative	6	6	6	5
Ketone body				
Negative	3	4	3	5
Slight	2	2	3	0
Moderate	1	0	0	0
Bilirubin				
Negative	6	6	6	5
Occult blood				
Negative	5	5	5	1
Trace	1	1	1	1
Slight	0	0	0	1
Moderate	0	0	0	2
Urobilinogen				
Normal	3	5	4	5
1 mg/dL	3	1	2	0

Table 31-2 Urinary examination of male rats after dosing on termination of administration period in combined repeat dose and reproductive/developmental toxicity screening test of silane, ethenyltrimethoxy- by oral administration

Group	Control	silane, ethenyltrimethoxy-		
mg/kg	0	62.5	250	1000
Number of males	6	6	6	5
Urinary sediments				
Epithelial cells				
0～20 cells/100 fields	6	6	6	5
Erythrocytes				
0～20 cells/100 fields	6	6	5	1
21～100 cells/100 fields	0	0	1	4
Leukocytes				
0～20 cells/100 fields	6	6	5	0
21～100 cells/100 fields	0	0	1	4
101～200 cells/100 fields	0	0	0	1
Casts				
Not observed	6	6	6	5
Crystals				
Not observed	1	2	5	2
Observed	5	4	1	3

Table 32-1 Urinary examination of female rats after dosing on termination of administration period in combined repeat dose and reproductive/developmental toxicity screening test of silane, ethenyltrimethoxy- by oral administration

Group	Control	silane, ethenyltrimethoxy-		
mg/kg	0	62.5	250	1000
Number of females	6	6	6	6
Color				
Light yellow	6	6	6	6
pH				
5.0	1	0	1	0
5.5	5	3	4	1
6.0	0	3	0	2
6.5	0	0	1	2
7.0	0	0	0	1
Protein				
Negative	2	2	2	4
10～20 mg/dL	3	3	2	1
30 mg/dL	1	1	2	0
100 mg/dL	0	0	0	1
Glucose				
Negative	6	6	6	6
Ketone body				
Negative	5	6	5	6
Slight	1	0	1	0
Bilirubin				
Negative	6	6	6	6
Occult blood				
Negative	4	5	6	6
Trace	2	1	0	0
Urobilinogen				
Normal	6	6	6	6

Table 32-2 Urinary examination of female rats after dosing on termination of administration period in combined repeat dose and reproductive/developmental toxicity screening test of silane, ethenyltrimethoxy- by oral administration

Group	Control	silane, ethenyltrimethoxy-		
mg/kg	0	62.5	250	1000
Number of females	6	6	6	6
Urinary sediments				
Epithelial cells				
0～20 cells/100 fields	6	6	6	6
Erythrocytes				
0～20 cells/100 fields	6	6	6	6
Leukocytes				
0～20 cells/100 fields	6	6	6	4
21～100 cells/100 fields	0	0	0	2
Casts				
Not observed	6	6	6	6
Crystals				
Not observed	3	2	4	1
Observed	3	4	2	5

Table 33-1 Urinary examination of male rats on termination of recovery period in combined repeat dose and reproductive/developmental toxicity screening test of silane, ethenyltrimethoxy- by oral administration

Group	Control	silane, ethenyltrimethoxy-		
mg/kg	0	62.5	250	1000
Number of males	6	6	6	5
Volume (mL): Mean ± S.D.	11.3 ± 3.2	16.2 ± 7.3	16.4 ± 5.1	19.3 ± 3.7
Specific gravity: Mean ± S.D.	1.059 ± 0.012	1.049 ± 0.016	1.046 ± 0.012	1.041 ± 0.009
Color				
Light yellow	6	6	6	5
pH				
7.0	1	1	0	0
8.5	2	2	3	3
9.0	3	3	3	2
Protein				
Negative	0	0	0	0
10～20 mg/dL	1	3	0	1
30 mg/dL	0	2	4	3
100 mg/dL	4	1	2	1
300 mg/dL	1	0	0	0
Glucose				
Negative	6	6	6	5
Ketone body				
Negative	2	4	4	5
Slight	4	2	2	0
Bilirubin				
Negative	6	6	6	5
Occult blood				
Negative	6	5	5	5
Trace	0	1	1	0
Urobilinogen				
Normal	4	6	6	5
1 mg/dL	2	0	0	0

Table 33-2 Urinary examination of male rats on termination of recovery period in combined repeat dose and reproductive/developmental toxicity screening test of silane, ethenyltrimethoxy- by oral administration

Group	Control	silane, ethenyltrimethoxy-		
mg/kg	0	62.5	250	1000
Number of males	6	6	6	5
Urinary sediments				
Epithelial cells				
0～20 cells/100 fields	6	6	6	5
Erythrocytes				
0～20 cells/100 fields	6	6	6	5
Leukocytes				
0～20 cells/100 fields	6	6	6	5
Casts				
Not observed	6	6	6	5
Crystals				
Not observed	2	3	1	3
Observed	4	3	5	2

Table 34-1 Urinary examination of female rats on termination of recovery period in combined repeat dose and reproductive/developmental toxicity screening test of silane, ethenyltrimethoxy- by oral administration

Group	Control	silane, ethenyltrimethoxy-	
mg/kg	0	250	1000
Number of females	6	6	6
Volume (mL): Mean ± S.D.	8.9 ± 2.5	11.9 ± 5.8	13.1 ± 1.2
Specific gravity: Mean ± S.D.	1.052 ± 0.013	1.047 ± 0.024	1.045 ± 0.010
Color			
Light yellow	6	6	6
pH			
7.0	1	2	0
8.0	1	0	2
8.5	2	3	2
9.0	2	1	2
Protein			
Negative	1	0	1
10～20 mg/dL	2	3	3
30 mg/dL	3	2	1
100 mg/dL	0	1	1
Glucose			
Negative	6	6	6
Ketone body			
Negative	6	6	5
Slight	0	0	1
Bilirubin			
Negative	6	6	6
Occult blood			
Negative	6	5	6
Trace	0	1	0
Urobilinogen			
Normal	5	5	5
1 mg/dL	1	1	1

Table 34-2 Urinary examination of female rats on termination of recovery period in combined repeat dose and reproductive/developmental toxicity screening test of silane, ethenyltrimethoxy- by oral administration

Group	Control	silane, ethenyltrimethoxy-	
mg/kg	0	250	1000
Number of females	6	6	6
Urinary sediments			
Epithelial cells			
0～20 cells/100 fields	6	6	6
Erythrocytes			
0～20 cells/100 fields	6	6	6
Leukocytes			
0～20 cells/100 fields	6	6	6
Casts			
Not observed	6	6	6
Crystals			
Not observed	2	1	1
Observed	4	5	5

Table 35 Hematological examination of male rats on termination of administration period in combined repeat dose and reproductive/developmental toxicity screening test of silane, ethenyltrimethoxy- by oral administration

Group		Control	silane, ethenyltrimethoxy-		
mg/kg		0	62.5	250	1000
Number of males		6	6	6	5
RBC	(10^4/μL)	836 ± 43	829 ± 34	813 ± 32	755 ± 59 *
HGB	(g/dL)	15.4 ± 0.9	15.3 ± 0.6	14.9 ± 0.5	13.3 ± 1.1 **
HCT	(%)	45.5 ± 2.4	45.4 ± 1.8	44.2 ± 2.0	39.5 ± 3.6 **
MCV	(fL)	54.5 ± 1.5	54.7 ± 1.1	54.4 ± 0.8	52.3 ± 1.6 *
MCH	(pg)	18.4 ± 0.6	18.5 ± 0.4	18.4 ± 0.2	17.7 ± 0.4 *
MCHC	(g/dL)	33.9 ± 0.4	33.7 ± 0.4	33.8 ± 0.5	33.7 ± 0.4
PLT	(10^4/μL)	94.1 ± 9.3	92.6 ± 2.3	96.1 ± 14.1	95.1 ± 9.2
RET	(‰)	26 ± 5	23 ± 4	27 ± 4	23 ± 5
PT	(sec.)	16.1 ± 1.9	18.0 ± 2.3	16.6 ± 2.4	16.1 ± 1.9
APTT	(sec.)	22.0 ± 1.4	23.5 ± 2.0	21.1 ± 2.1	21.8 ± 2.0
Fbg	(mg/dL)	210.6 ± 10.5	223.2 ± 13.3	210.8 ± 17.8	263.4 ± 8.4 **
WBC	(10^2/μL)	72 ± 18	55 ± 5	68 ± 18	102 ± 35
Differential leukocyte (%)					
Lymphocyte		88.5 ± 5.7	89.5 ± 3.7	87.0 ± 4.5	79.6 ± 11.5
Neutrophil		11.0 ± 5.3	9.7 ± 3.6	12.3 ± 4.5	19.6 ± 11.5
Eosinophil		0.3 ± 0.5	0.5 ± 0.5	0.3 ± 0.5	0.4 ± 0.5
Basophil		0.0 ± 0.0	0.0 ± 0.0	0.0 ± 0.0	0.0 ± 0.0
Monocyte		0.2 ± 0.4	0.3 ± 0.5	0.3 ± 0.5	0.4 ± 0.5

Each value shows mean ± S.D.
Significantly different from control group (*: P<0.05, **: P<0.01).

Table 36 Hematological examination of female rats on termination of administration period in combined repeat dose and reproductive/developmental toxicity screening test of silane, ethenyltrimethoxy- by oral administration

Group		Control	silane, ethenyltrimethoxy-		
mg/kg		0	62.5	250	1000
Number of females		6	6	6	6
RBC	(10^4/μL)	714 ± 25	725 ± 11	687 ± 36	697 ± 33
HGB	(g/dL)	14.3 ± 0.5	14.3 ± 0.5	13.8 ± 0.4	13.5 ± 0.6 *
HCT	(%)	42.1 ± 1.1	41.6 ± 1.4	39.9 ± 1.6 *	39.5 ± 1.5 *
MCV	(fL)	59.0 ± 2.4	57.4 ± 2.1	58.1 ± 1.4	56.7 ± 1.0
MCH	(pg)	20.1 ± 0.8	19.7 ± 0.8	20.0 ± 0.7	19.3 ± 0.4
MCHC	(g/dL)	34.1 ± 0.4	34.3 ± 0.2	34.5 ± 0.5	34.0 ± 0.6
PLT	(10^4/μL)	103.3 ± 6.0	101.0 ± 7.5	105.8 ± 8.5	95.2 ± 15.0
RET	(‰)	56 ± 12	53 ± 12	60 ± 12	62 ± 24
PT	(sec.)	13.8 ± 0.4	13.8 ± 0.3	14.1 ± 0.4	13.6 ± 0.6
APTT	(sec.)	17.3 ± 0.8	18.0 ± 0.6	18.4 ± 1.1	18.8 ± 0.7 **
Fbg	(mg/dL)	210.4 ± 18.6	214.6 ± 16.2	237.5 ± 57.6	189.2 ± 7.3
WBC	(10^2/μL)	52 ± 15	52 ± 6	53 ± 18	48 ± 9
Differential leukocyte (%)					
Lymphocyte		84.5 ± 7.1	79.3 ± 11.2	77.8 ± 12.1	87.5 ± 5.1
Neutrophil		13.8 ± 6.3	19.2 ± 10.6	20.3 ± 12.6	12.2 ± 5.0
Eosinophil		0.8 ± 0.8	0.8 ± 1.0	1.0 ± 0.9	0.2 ± 0.4
Basophil		0.0 ± 0.0	0.0 ± 0.0	0.0 ± 0.0	0.0 ± 0.0
Monocyte		0.8 ± 0.8	0.7 ± 0.8	0.8 ± 0.4	0.2 ± 0.4

Each value shows mean ± S.D.
Significantly different from control group (*: P<0.05, **: P<0.01).

Table 37 Hematological examination of male rats on termination of recovery period in combined repeat dose and reproductive/developmental toxicity screening test of silane, ethenyltrimethoxy- by oral administration

Group		Control	silane, ethenyltrimethoxy-		
mg/kg		0	62.5	250	1000
Number of males		6	6	6	5
RBC	(10^4/μL)	841 ± 27	840 ± 31	822 ± 36	769 ± 30 **
HGB	(g/dL)	15.1 ± 0.3	15.5 ± 0.3	15.0 ± 0.5	14.2 ± 0.5 **
HCT	(%)	44.5 ± 1.3	45.5 ± 1.1	44.1 ± 1.6	42.1 ± 1.5 *
MCV	(fL)	52.9 ± 0.9	54.2 ± 1.2	53.7 ± 1.2	54.7 ± 2.0
MCH	(pg)	18.0 ± 0.4	18.5 ± 0.5	18.2 ± 0.6	18.4 ± 0.6
MCHC	(g/dL)	34.0 ± 0.4	34.0 ± 0.3	33.9 ± 0.5	33.7 ± 0.1
PLT	(10^4/μL)	103.4 ± 10.0	102.1 ± 9.2	98.9 ± 5.9	93.7 ± 6.6
RET	(‰)	23 ± 4	24 ± 6	26 ± 6	33 ± 6 *
PT	(sec.)	15.7 ± 1.2	17.1 ± 1.2	15.7 ± 1.6	14.9 ± 0.9
APTT	(sec.)	20.8 ± 1.3	22.6 ± 1.3 *	21.9 ± 1.0	20.7 ± 0.2
Fbg	(mg/dL)	205.1 ± 7.5	197.0 ± 15.0	189.0 ± 8.5 *	188.3 ± 9.3 *
WBC	(10^2/μL)	72 ± 19	59 ± 14	56 ± 15	55 ± 16
Differential leukocyte (%)					
Lymphocyte		89.2 ± 5.0	89.5 ± 4.4	87.7 ± 2.7	91.0 ± 5.1
Neutrophil		9.3 ± 3.9	9.5 ± 4.1	10.8 ± 2.6	8.2 ± 5.3
Eosinophil		1.0 ± 0.9	0.7 ± 0.8	1.0 ± 0.9	0.4 ± 0.5
Basophil		0.0 ± 0.0	0.0 ± 0.0	0.0 ± 0.0	0.0 ± 0.0
Monocyte		0.5 ± 0.5	0.3 ± 0.5	0.5 ± 0.5	0.4 ± 0.5

Each value shows mean ± S.D.
Significantly different from control group (*: P<0.05, **: P<0.01).

Table 38 Hematological examination of female rats on termination of recovery period in combined repeat dose and reproductive/developmental toxicity screening test of silane, ethenyltrimethoxy- by oral administration

Group		Control	silane, ethenyltrimethoxy-	
mg/kg		0	250	1000
Number of females		6	6	6
RBC	(10^4/μL)	742 ± 29	769 ± 19	791 ± 48 *
HGB	(g/dL)	14.8 ± 0.6	14.6 ± 0.5	14.7 ± 0.9
HCT	(%)	42.5 ± 1.8	42.5 ± 1.0	43.0 ± 2.5
MCV	(fL)	57.3 ± 1.4	55.3 ± 1.4 *	54.4 ± 0.8 **
MCH	(pg)	20.0 ± 0.6	19.1 ± 0.6 *	18.6 ± 0.3 **
MCHC	(g/dL)	35.0 ± 0.6	34.4 ± 0.4	34.2 ± 0.3 *
PLT	(10^4/μL)	94.3 ± 9.9	98.9 ± 8.2	90.7 ± 13.0
RET	(‰)	24 ± 8	24 ± 7	23 ± 4
PT	(sec.)	13.7 ± 0.7	14.0 ± 0.2	14.2 ± 0.5
APTT	(sec.)	18.1 ± 0.9	17.8 ± 0.5	17.6 ± 0.7
Fbg	(mg/dL)	156.5 ± 9.5	155.6 ± 8.4	158.3 ± 13.4
WBC	(10^2/μL)	34 ± 10	40 ± 13	39 ± 10
Differential leukocyte (%)				
Lymphocyte		86.8 ± 3.3	86.3 ± 8.4	88.8 ± 6.6
Neutrophil		11.8 ± 3.4	12.2 ± 7.9	10.2 ± 6.2
Eosinophil		0.3 ± 0.5	1.2 ± 1.0	0.7 ± 0.5
Basophil		0.0 ± 0.0	0.0 ± 0.0	0.0 ± 0.0
Monocyte		1.0 ± 0.6	0.3 ± 0.5	0.3 ± 0.5

Each value shows mean ± S.D.
Significantly different from control group (*: P<0.05, **: P<0.01).

Table 39 Blood chemical examination of male rats on termination of administration period in combined repeat dose and reproductive/developmental toxicity screening test of silane, ethenyltrimethoxy- by oral administration

Group		Control	silane, ethenyltrimethoxy-		
mg/kg		0	62.5	250	1000
Number of males		6	6	6	5
AST	(IU/L)	86.6 ± 11.1	75.3 ± 4.5	74.7 ± 7.9 *	70.7 ± 5.6 **
ALT	(IU/L)	31.8 ± 4.3	28.2 ± 2.9	28.9 ± 5.3	35.7 ± 6.5
ALP	(IU/L)	347.4 ± 47.2	343.2 ± 91.0	304.6 ± 61.4	298.0 ± 78.0
γ-GTP	(IU/L)	0.20 ± 0.13	0.16 ± 0.07	0.29 ± 0.12	0.86 ± 0.32 *
TP	(g/dL)	5.64 ± 0.22	5.41 ± 0.22	5.45 ± 0.20	4.96 ± 0.22 **
Alb	(g/dL)	2.92 ± 0.14	2.76 ± 0.19	2.79 ± 0.18	2.42 ± 0.16 **
A/G		1.07 ± 0.02	1.04 ± 0.09	1.05 ± 0.08	0.96 ± 0.09 *
T-Bil	(mg/dL)	0.11 ± 0.01	0.11 ± 0.02	0.11 ± 0.01	0.09 ± 0.01
UN	(mg/dL)	14.4 ± 2.3	13.3 ± 1.6	16.1 ± 1.6	26.5 ± 6.7 *
CRE	(mg/dL)	0.30 ± 0.06	0.30 ± 0.05	0.28 ± 0.03	0.42 ± 0.12 *
Glu	(mg/dL)	133.1 ± 14.0	121.8 ± 13.6	130.5 ± 10.2	126.7 ± 11.3
T-Cho	(mg/dL)	53.7 ± 14.2	48.5 ± 4.4	57.4 ± 11.3	58.9 ± 6.9
TG	(mg/dL)	42.3 ± 18.5	34.7 ± 18.7	41.6 ± 13.7	61.0 ± 42.6
Na	(mEq/L)	144.3 ± 1.2	144.7 ± 1.2	144.3 ± 1.4	143.6 ± 0.7
K	(mEq/L)	4.32 ± 0.25	4.25 ± 0.13	4.31 ± 0.10	3.89 ± 0.28 **
Cl	(mEq/L)	104.4 ± 1.3	106.3 ± 0.6 *	104.7 ± 1.5	105.1 ± 1.2
Ca	(mg/dL)	9.4 ± 0.1	9.3 ± 0.4	9.3 ± 0.4	9.4 ± 0.3
IP	(mg/dL)	6.6 ± 0.7	6.5 ± 0.2	6.6 ± 0.5	6.6 ± 0.1

Each value shows mean ± S.D.
Significantly different from control group (*: P<0.05, **: P<0.01).

Table 40 Blood chemical examination of female rats on termination of administration period in combined repeat dose and reproductive/developmental toxicity screening test of silane, ethenyltrimethoxy- by oral administration

Group		Control	silane, ethenyltrimethoxy-		
mg/kg		0	62.5	250	1000
Number of females		6	6	6	6
AST	(IU/L)	89.4 ± 18.7	92.3 ± 10.8	88.2 ± 18.2	78.5 ± 9.3
ALT	(IU/L)	24.1 ± 2.9	23.7 ± 3.1	25.5 ± 4.5	27.1 ± 2.9
ALP	(IU/L)	207.1 ± 57.0	195.3 ± 42.6	193.8 ± 51.2	195.3 ± 42.8
γ-GTP	(IU/L)	0.35 ± 0.23	0.37 ± 0.17	0.52 ± 0.22	0.56 ± 0.31
TP	(g/dL)	6.21 ± 0.10	6.05 ± 0.28	6.04 ± 0.23	5.73 ± 0.19 **
Alb	(g/dL)	3.15 ± 0.10	3.11 ± 0.12	3.07 ± 0.23	2.99 ± 0.17
A/G		1.03 ± 0.07	1.06 ± 0.08	1.04 ± 0.10	1.10 ± 0.07
T-Bil	(mg/dL)	0.12 ± 0.01	0.11 ± 0.01	0.11 ± 0.01	0.10 ± 0.01 **
UN	(mg/dL)	19.8 ± 3.1	19.8 ± 3.9	18.5 ± 2.9	22.4 ± 3.4
CRE	(mg/dL)	0.38 ± 0.06	0.37 ± 0.04	0.36 ± 0.03	0.36 ± 0.03
Glu	(mg/dL)	116.8 ± 3.1	120.4 ± 11.9	116.0 ± 6.7	119.4 ± 10.8
T-Cho	(mg/dL)	69.9 ± 6.6	65.5 ± 6.9	58.4 ± 13.9	63.7 ± 9.6
TG	(mg/dL)	31.3 ± 5.4	30.3 ± 10.1	22.9 ± 7.3	18.6 ± 5.7 *
Na	(mEq/L)	141.4 ± 1.4	141.2 ± 0.7	141.7 ± 1.3	140.7 ± 0.9
K	(mEq/L)	4.02 ± 0.15	4.09 ± 0.13	4.09 ± 0.06	3.97 ± 0.19
Cl	(mEq/L)	105.2 ± 1.6	104.5 ± 1.1	105.1 ± 1.4	106.2 ± 1.8
Ca	(mg/dL)	10.2 ± 0.3	10.2 ± 0.4	10.4 ± 0.6	10.0 ± 0.3
IP	(mg/dL)	6.8 ± 0.6	7.4 ± 1.4	7.3 ± 0.5	7.9 ± 1.3

Each value shows mean ± S.D.
Significantly different from control group (*: P<0.05, **: P<0.01).

Table 41 Blood chemical examination of male rats on termination of recovery period in combined repeat dose and reproductive/developmental toxicity screening test of silane, ethenyltrimethoxy- by oral administration

Group		Control	silane, ethenyltrimethoxy-		
mg/kg		0	62.5	250	1000
Number of males		6	6	6	5
AST	(IU/L)	75.8 ± 10.6	81.3 ± 11.0	78.8 ± 4.7	86.3 ± 17.0
ALT	(IU/L)	27.9 ± 5.4	32.0 ± 4.8	28.7 ± 4.1	29.5 ± 4.4
ALP	(IU/L)	330.3 ± 65.6	348.6 ± 68.5	348.5 ± 85.4	384.1 ± 99.2
γ-GTP	(IU/L)	0.27 ± 0.07	0.17 ± 0.15	0.26 ± 0.10	0.46 ± 0.19
TP	(g/dL)	5.67 ± 0.23	5.46 ± 0.20	5.50 ± 0.18	5.09 ± 0.17 **
Alb	(g/dL)	2.75 ± 0.07	2.75 ± 0.08	2.77 ± 0.08	2.66 ± 0.09
A/G		0.94 ± 0.05	1.02 ± 0.05	1.01 ± 0.05	1.10 ± 0.07 **
T-Bil	(mg/dL)	0.12 ± 0.01	0.11 ± 0.01	0.12 ± 0.01	0.11 ± 0.02
UN	(mg/dL)	16.2 ± 2.2	15.5 ± 0.9	16.0 ± 1.1	19.7 ± 4.2
CRE	(mg/dL)	0.31 ± 0.03	0.29 ± 0.02	0.31 ± 0.03	0.34 ± 0.02
Glu	(mg/dL)	128.7 ± 10.1	138.5 ± 14.8	128.5 ± 5.9	119.8 ± 8.7
T-Cho	(mg/dL)	62.8 ± 9.2	51.9 ± 7.2	56.6 ± 13.0	60.7 ± 7.8
TG	(mg/dL)	50.7 ± 16.9	49.5 ± 23.4	32.9 ± 10.5	34.5 ± 17.0
Na	(mEq/L)	143.6 ± 0.8	143.8 ± 1.5	143.2 ± 0.8	144.3 ± 1.7
K	(mEq/L)	4.39 ± 0.20	4.41 ± 0.15	4.43 ± 0.10	4.38 ± 0.21
Cl	(mEq/L)	104.5 ± 0.7	104.8 ± 1.3	104.6 ± 0.5	106.3 ± 1.7 *
Ca	(mg/dL)	9.4 ± 0.2	9.3 ± 0.2	9.3 ± 0.2	9.1 ± 0.3
IP	(mg/dL)	6.4 ± 0.4	7.0 ± 0.4	6.5 ± 0.4	7.1 ± 0.4 *

Each value shows mean ± S.D.
Significantly different from control group (*: P<0.05, **: P<0.01).

Table 42 Blood chemical examination of female rats on termination of recovery period in combined repeat dose and reproductive/developmental toxicity screening test of silane, ethenyltrimethoxy- by oral administration

Group		Control	silane, ethenyltrimethoxy-	
mg/kg		0	250	1000
Number of females		6	6	6
AST	(IU/L)	77.3 ± 20.3	79.2 ± 18.8	76.5 ± 9.1
ALT	(IU/L)	27.7 ± 10.1	27.2 ± 8.3	22.1 ± 2.0
ALP	(IU/L)	119.7 ± 26.5	180.8 ± 49.8	212.4 ± 73.6 *
γ-GTP	(IU/L)	0.36 ± 0.19	0.41 ± 0.10	0.64 ± 0.27
TP	(g/dL)	6.35 ± 0.40	6.03 ± 0.35	5.83 ± 0.21 *
Alb	(g/dL)	3.59 ± 0.29	3.37 ± 0.20	3.29 ± 0.15
A/G		1.31 ± 0.07	1.27 ± 0.11	1.30 ± 0.08
T-Bil	(mg/dL)	0.15 ± 0.02	0.14 ± 0.01	0.13 ± 0.01
UN	(mg/dL)	18.4 ± 2.2	18.4 ± 2.9	18.5 ± 2.5
CRE	(mg/dL)	0.39 ± 0.03	0.37 ± 0.03	0.38 ± 0.04
Glu	(mg/dL)	130.5 ± 4.6	122.6 ± 10.3	128.3 ± 8.1
T-Cho	(mg/dL)	75.3 ± 11.0	76.7 ± 12.0	71.1 ± 10.5
TG	(mg/dL)	38.5 ± 19.5	30.1 ± 7.0	30.4 ± 11.7
Na	(mEq/L)	142.6 ± 1.2	142.9 ± 1.0	142.8 ± 1.1
K	(mEq/L)	3.96 ± 0.07	4.03 ± 0.17	4.01 ± 0.14
Cl	(mEq/L)	104.7 ± 0.7	105.5 ± 1.2	106.8 ± 1.0 **
Ca	(mg/dL)	9.7 ± 0.3	9.6 ± 0.4	9.4 ± 0.2
IP	(mg/dL)	4.6 ± 0.4	4.8 ± 1.0	4.4 ± 0.7

Each value shows mean ± S.D.
Significantly different from control group (*: P<0.05, **: P<0.01).

Table 43 Necropsy findings of dead male rats in combined repeat dose and reproductive/developmental toxicity screening test of silane, ethenyltrimethoxy- by oral administration

Group	silane, ethenyltrimethoxy-
mg/kg	1000
Number of males	2
Normal	0
Thymus	
Atrophy	2
Spleen	
Atrophy	2
Kidney	
Enlargement	1
Stomach	
Dark red, glandular mucosa	1

Table 44 Necropsy findings of dead female rats in combined repeat dose and reproductive/developmental toxicity screening test of silane, ethenyltrimethoxy- by oral administration

Group	silane, ethenyltrimethoxy-
mg/kg	1000
Number of dead females	1
Normal	0
Thymus	
Atrophy	1
Spleen	
Atrophy	1

Table 45 Necropsy findings of male rats on termination of administration period in combined repeat dose and reproductive/developmental toxicity screening test of silane, ethenyltrimethoxy- by oral administration

Group	Control	silane, ethenyltrimethoxy-		
mg/kg	0	62.5	250	1000
Number of males	6	6	6	5
Normal	6	6	6	1
Kidney Enlargement	0	0	0	4

Table 46 Necropsy findings of female rats on termination of administration period in combined repeat dose and reproductive/developmental toxicity screening test of silane, ethenyltrimethoxy- by oral administration

Group	Control	silane, ethenyltrimethoxy-		
mg/kg	0	62.5	250	1000
Number of dams	12	11	11	10
Normal	12	11	11	9
Kidney Enlargement	0	0	0	1
Number of non-copulated females	0	1	1	1
Normal	-	1	1	1

Table 47 Necropsy findings of male rats on termination of recovery period in combined repeat dose and reproductive/developmental toxicity screening test of silane, ethenyltrimethoxy- by oral administration

Group	Control	silane, ethenyltrimethoxy-		
mg/kg	0	62.5	250	1000
Number of males	6	6	6	5
Normal	5	6	6	5
Spleen				
Atrophy	1	0	0	0

Table 48 Necropsy findings of female rats on termination of recovery period in combined repeat dose and reproductive/developmental toxicity screening test of silane, ethenyltrimethoxy- by oral administration

Group	Control	silane, ethenyltrimethoxy-	
mg/kg	0	250	1000
Number of females	6	6	6
Normal	6	6	6

Table 49 Organ weights of male rats on termination of administration period in combined repeat dose and reproductive/developmental toxicity screening test of silane, ethenyltrimethoxy- by oral administration

Group		Control	silane, ethenyltrimethoxy-		
mg/kg		0	62.5	250	1000
Number of males		6	6	6	5
Body weight	(g)	496 ± 24	474 ± 13	469 ± 33	422 ± 18 **
Brain	(g)	2.08 ± 0.08	2.11 ± 0.09	2.08 ± 0.07	2.07 ± 0.05
	(g%)	0.42 ± 0.03	0.44 ± 0.03	0.45 ± 0.03	0.49 ± 0.02 **
Pituitary	(mg)	13.9 ± 0.7	14.3 ± 1.4	13.0 ± 0.7	11.8 ± 1.2 **
	(mg%)	2.8 ± 0.2	3.0 ± 0.3	2.8 ± 0.2	2.8 ± 0.3
Thyroids	(mg)	22.8 ± 5.8	23.1 ± 3.5	20.8 ± 3.4	22.4 ± 3.1
	(mg%)	4.6 ± 1.0	4.9 ± 0.7	4.5 ± 0.9	5.3 ± 0.5
Thymus	(mg)	287 ± 43	241 ± 43	323 ± 41	189 ± 38 **
	(mg%)	58 ± 8	51 ± 10	69 ± 9	45 ± 10
Heart	(g)	1.50 ± 0.10	1.50 ± 0.11	1.46 ± 0.12	1.36 ± 0.16
	(g%)	0.30 ± 0.01	0.32 ± 0.03	0.31 ± 0.02	0.32 ± 0.03
Liver	(g)	13.31 ± 1.84	12.13 ± 0.90	13.23 ± 1.42	12.01 ± 1.86
	(g%)	2.67 ± 0.24	2.56 ± 0.14	2.82 ± 0.15	2.83 ± 0.32
Spleen	(mg)	777 ± 99	752 ± 115	723 ± 136	832 ± 136
	(mg%)	156 ± 16	159 ± 25	154 ± 23	196 ± 25 *
Kidneys	(g)	3.14 ± 0.25	3.14 ± 0.36	3.10 ± 0.18	4.27 ± 0.99 *
	(g%)	0.63 ± 0.03	0.66 ± 0.06	0.66 ± 0.05	1.01 ± 0.25 **
Adrenals	(mg)	55.4 ± 7.7	60.3 ± 7.4	60.6 ± 4.4	61.1 ± 4.9
	(mg%)	11.2 ± 1.6	12.7 ± 1.5	13.0 ± 1.3	14.5 ± 1.7 **
Testes	(g)	3.14 ± 0.29	3.46 ± 0.14	3.31 ± 0.21	3.04 ± 0.55
	(g%)	0.64 ± 0.07	0.73 ± 0.03	0.71 ± 0.07	0.72 ± 0.12
Epididymides	(g)	1.30 ± 0.11	1.32 ± 0.13	1.25 ± 0.12	1.16 ± 0.23
	(g%)	0.26 ± 0.02	0.28 ± 0.03	0.27 ± 0.04	0.28 ± 0.06

Each value shows mean ± S.D.
Significantly different from control group (*: P<0.05, **: P<0.01).

Table 50 Organ weights of female rats on termination of administration period in combined repeat dose and reproductive/developmental toxicity screening test of silane, ethenyltrimethoxy- by oral administration

Group		Control	silane, ethenyltrimethoxy-		
mg/kg		0	62.5	250	1000
Number of females		12	11	11	10
Body weight	(g)	302 ± 17	312 ± 18	311 ± 19	286 ± 19
Brain	(g)	1.98 ± 0.07	1.99 ± 0.04	1.97 ± 0.08	1.92 ± 0.06
	(g%)	0.66 ± 0.05	0.64 ± 0.04	0.64 ± 0.05	0.67 ± 0.04
Pituitary	(mg)	16.9 ± 2.2	17.9 ± 2.0	17.1 ± 2.1	15.1 ± 1.1
	(mg%)	5.6 ± 0.9	5.7 ± 0.6	5.5 ± 0.7	5.3 ± 0.4
Thyroids	(mg)	20.2 ± 4.7	21.0 ± 4.1	21.7 ± 4.7	19.2 ± 2.7
	(mg%)	6.8 ± 1.8	6.7 ± 1.2	7.0 ± 1.3	6.7 ± 0.8
Thymus	(mg)	307 ± 56	256 ± 66	247 ± 60	170 ± 52 **
	(mg%)	103 ± 22	82 ± 19 *	80 ± 21 *	59 ± 16 **
Heart	(g)	1.02 ± 0.07	1.02 ± 0.06	1.03 ± 0.06	0.98 ± 0.09
	(g%)	0.34 ± 0.02	0.33 ± 0.02	0.33 ± 0.02	0.34 ± 0.01
Liver	(g)	9.48 ± 0.78	10.01 ± 0.65	10.11 ± 0.99	9.86 ± 0.87
	(g%)	3.14 ± 0.17	3.21 ± 0.16	3.25 ± 0.19	3.44 ± 0.19 **
Spleen	(mg)	703 ± 106	648 ± 68	708 ± 134	660 ± 80
	(mg%)	233 ± 34	209 ± 28	228 ± 44	231 ± 28
Kidneys	(g)	2.06 ± 0.12	2.11 ± 0.11	2.13 ± 0.13	2.81 ± 2.01
	(g%)	0.68 ± 0.06	0.68 ± 0.05	0.69 ± 0.04	1.00 ± 0.77
Adrenals	(mg)	71.4 ± 8.9	73.5 ± 9.1	70.7 ± 6.8	72.1 ± 7.9
	(mg%)	23.7 ± 2.9	23.7 ± 3.5	22.8 ± 2.4	25.3 ± 3.1
Ovaries	(mg)	104.9 ± 14.0	101.3 ± 14.8	105.4 ± 12.9	93.7 ± 6.2
	(mg%)	34.8 ± 4.2	32.5 ± 4.7	34.0 ± 4.1	32.9 ± 2.9
Uterus	(mg)	648 ± 162	594 ± 100	567 ± 91	645 ± 92
	(mg%)	217 ± 65	192 ± 39	183 ± 31	227 ± 41

Each value shows mean ± S.D.
Significantly different from control group (*: P<0.05, **: P<0.01).

Table 51 Organ weights of male rats on termination of recovery period in combined repeat dose and reproductive/developmental toxicity screening test of silane, ethenyltrimethoxy- by oral administration

Group		Control	silane, ethenyltrimethoxy-		
mg/kg		0	62.5	250	1000
Number of males		6	6	6	5
Body weight	(g)	519 ± 29	513 ± 36	514 ± 23	483 ± 33
Brain	(g)	2.08 ± 0.10	2.11 ± 0.07	2.13 ± 0.07	2.05 ± 0.07
	(g%)	0.40 ± 0.01	0.42 ± 0.03	0.42 ± 0.03	0.43 ± 0.02
Pituitary	(mg)	17.3 ± 1.1	15.0 ± 1.3 *	16.1 ± 2.3	14.9 ± 1.0 *
	(mg%)	3.3 ± 0.2	2.9 ± 0.4	3.1 ± 0.5	3.1 ± 0.2
Thyroids	(mg)	20.9 ± 4.4	19.4 ± 2.9	21.3 ± 3.4	19.1 ± 2.1
	(mg%)	4.0 ± 0.8	3.8 ± 0.7	4.2 ± 0.7	4.0 ± 0.4
Thymus	(mg)	348 ± 114	304 ± 91	306 ± 52	286 ± 85
	(mg%)	67 ± 21	59 ± 16	60 ± 9	59 ± 15
Heart	(g)	1.46 ± 0.14	1.61 ± 0.14	1.49 ± 0.08	1.48 ± 0.07
	(g%)	0.28 ± 0.02	0.31 ± 0.02 *	0.29 ± 0.02	0.31 ± 0.02
Liver	(g)	13.44 ± 1.61	13.10 ± 2.00	12.82 ± 1.09	11.47 ± 1.13
	(g%)	2.59 ± 0.18	2.54 ± 0.23	2.49 ± 0.13	2.37 ± 0.10
Spleen	(mg)	742 ± 275	787 ± 141	870 ± 150	833 ± 85
	(mg%)	144 ± 53	153 ± 19	169 ± 27	172 ± 8
Kidneys	(g)	3.08 ± 0.13	3.33 ± 0.18	3.36 ± 0.25 *	3.28 ± 0.13
	(g%)	0.60 ± 0.04	0.65 ± 0.05	0.65 ± 0.03	0.68 ± 0.04 **
Adrenals	(mg)	55.8 ± 9.2	57.4 ± 11.6	57.9 ± 9.0	61.6 ± 8.4
	(mg%)	10.8 ± 1.6	11.3 ± 2.9	11.2 ± 1.6	12.8 ± 2.0
Testes	(g)	3.26 ± 0.55	3.62 ± 0.35	3.50 ± 0.32	3.34 ± 0.26
	(g%)	0.63 ± 0.10	0.71 ± 0.09	0.68 ± 0.07	0.69 ± 0.05
Epididymides	(g)	1.38 ± 0.21	1.46 ± 0.14	1.43 ± 0.15	1.38 ± 0.07
	(g%)	0.27 ± 0.04	0.28 ± 0.04	0.28 ± 0.04	0.29 ± 0.02

Each value shows mean ± S.D.
Significantly different from control group (*: P<0.05, **: P<0.01).

Table 52 Organ weights of female rats on termination of recovery period in combined repeat dose and reproductive/developmental toxicity screening test of silane, ethenyltrimethoxy- by oral administration

Group		Control	silane, ethenyltrimethoxy-	
mg/kg		0	250	1000
Number of females		6	6	6
Body weight	(g)	319 ± 22	309 ± 13	311 ± 18
Brain	(g)	2.03 ± 0.05	1.99 ± 0.10	2.01 ± 0.05
	(g%)	0.64 ± 0.04	0.65 ± 0.05	0.65 ± 0.04
Pituitary	(mg)	20.1 ± 2.7	19.1 ± 3.5	17.6 ± 2.2
	(mg%)	6.3 ± 0.7	6.2 ± 1.3	5.7 ± 0.9
Thyroids	(mg)	19.3 ± 4.6	20.2 ± 3.7	19.4 ± 2.5
	(mg%)	6.0 ± 1.4	6.5 ± 1.1	6.3 ± 1.2
Thymus	(mg)	300 ± 94	285 ± 58	320 ± 51
	(mg%)	94 ± 27	93 ± 20	103 ± 15
Heart	(g)	0.99 ± 0.09	1.01 ± 0.11	1.03 ± 0.11
	(g%)	0.31 ± 0.02	0.33 ± 0.04	0.33 ± 0.04
Liver	(g)	7.88 ± 0.64	7.45 ± 0.50	7.68 ± 0.72
	(g%)	2.48 ± 0.14	2.42 ± 0.13	2.47 ± 0.21
Spleen	(mg)	561 ± 54	595 ± 91	589 ± 72
	(mg%)	176 ± 10	193 ± 28	189 ± 16
Kidneys	(g)	2.03 ± 0.10	1.99 ± 0.15	2.20 ± 0.19
	(g%)	0.64 ± 0.05	0.65 ± 0.07	0.71 ± 0.07
Adrenals	(mg)	66.1 ± 14.6	66.2 ± 6.9	75.0 ± 6.3
	(mg%)	20.7 ± 4.2	21.5 ± 2.1	24.1 ± 2.0
Ovaries	(mg)	93.9 ± 9.4	83.3 ± 7.0	89.6 ± 12.5
	(mg%)	29.6 ± 3.1	27.1 ± 3.0	28.8 ± 3.1
Uterus	(mg)	543 ± 32	753 ± 186 *	734 ± 97 *
	(mg%)	171 ± 17	243 ± 54 **	236 ± 30 *

Each value shows mean ± S.D.
Significantly different from control group (*: P<0.05, **: P<0.01).

Table 53 Histopathological findings of dead male rats in combined repeat dose and reproductive/developmental toxicity screening test of silane, ethenyltrimethoxy- by oral administration

Group	silane, ethenyltrimethoxy-					
mg/kg	1000[a]					
Grade	N[b]	A[c]	±	+	2+	3+
Findings						
Whole organs and tissues	[2][d]					
Postmortal change	0	2	0	1	1	0
Jejunum	[2]					
Vacuolization, lamina propria	1	1	1	0	0	0
Kidney	[2]					
Hyperplasia, transitional epithelium	1	1	1	0	0	0
Urinary bladder	[2]					
Hyperplasia, transitional epithelium	0	2	1	1	0	0
Urethra	[2]					
Hyperplasia, transitional epithelium	0	2	2	0	0	0
Testis	[2]					
Atrophy, seminiferous tubule	1	1	1	0	0	0
Epididymis	[2]					
Cell debris, lumen	1	1	1	0	0	0

[a] Examined for the heart, lung, trachea, liver, pancreas, sublingual gland, submandibular gland, esophagus, stomach, duodenum, jejunum, ileum, cecum, colon, rectum, thymus, spleen, submandibular lymph node, mesentric lympha node, kidney, urinary bladder, urethra, testis, epididymis, seminal vesicle, prostate, pituitary, adrenal, thyroid, parathyroid, cerebrum, cerebellum, medulla oblongata, spinal code, sciatic nerve, eyeball, Harderian gland, bone (sternum or femur), and bone marrow (sternum or femur).

[b] No abnormality detected.

[c] Abnormality detected.

[d] Number in brackets is number of males examined.

Grade of histopathological findings: ±: slight, +: mild, 2+: moderate, 3+: marked.

Table 54 Histopathological findings of dead female rats in combined repeat dose and reproductive/developmental toxicity screening test of silane, ethenyltrimethoxy- by oral administration

Group	silane, ethenyltrimethoxy-					
mg/kg	1000[a]					
Grade	N[b]	A[c]	±	+	2+	3+
Findings						
Whole organs and tissues	[1][d]					
Postmortal change	0	1	0	0	1	0
Heart	[1]					
Cellular infiltration	0	1	1	0	0	0
Kidney	[1]					
Hyperplasia, transitional epithelium	0	1	1	0	0	0
Urinary bladder	[1]					
Hyperplasia, transitional epithelium	0	1	1	0	0	0

[a] Examined for the heart, lung, trachea, liver, pancreas, sublingual gland, submandibular gland, esophagus, stomach, duodenum, jejunum, ileum, cecum, colon, rectum, thymus, spleen, submandibular lymph node, mesentric lympha node, kidney, urinary bladder, urethra, ovary, uterus, vagina, pituitary, adrenal, thyroid, parathyroid, cerebrum, cerebellum, medulla oblongata, spinal code, sciatic nerve, eyeball, Harderian gland, bone (sternum or femur), bone marrow (sternum or femur), and mammary gland.

[b] No abnormality detected.

[c] Abnormality detected.

[d] Number in brackets is number of females examined.

Grade of histopathological findings: ±: slight, +: mild, 2+: moderate, 3+: marked.

Table 55 Histopathological findings of male rats on termination of administration period in combined repeat dose and reproductive/developmental toxicity screening test of silane, ethenyltrimethoxy- by oral administration

Group	Control						silane, ethenyltrimethoxy-																			
mg/kg	0[a]						62.5[b]						250[b]						1000[a]							
Grade	N[c]	A[d]	±	+	2+	3+	N[c]	A[d]	±	+	2+	3+	N[c]	A[d]	±	+	2+	3+	N[c]	A[d]	±	+	2+	3+		
Findings																										
Heart	[6][e]						[0]						[0]						[5]							
Cellular infiltration	5	1	1	0	0	0													5	0	0	0	0	0		
Lung	[6]						[0]						[0]						[5]							
Accumulation, foam cell	6	0	0	0	0	0													4	1	1	0	0	0		
Mineralization, vascular wall	5	1	1	0	0	0													3	2	2	0	0	0		
Duodenum	[6]						[6]						[6]						[5]							
Vacuolization, lamina propria	6	0	0	0	0	0	6	0	0	0	0	0	5	1	1	0	0	0	2	3	3	0	0	0	*	##
Jejunum	[6]						[6]						[6]						[5]							
Vacuolization, lamina propria	6	0	0	0	0	0	6	0	0	0	0	0	5	1	1	0	0	0	0	5	0	5	0	0	**	
Ileum	[6]						[6]						[6]						[5]							
Vacuolization, lamina propria	6	0	0	0	0	0	6	0	0	0	0	0	6	0	0	0	0	0	3	2	2	0	0	0		
Mesenteric lymph node	[6]						[6]						[6]						[5]							
Vacuolization, sinus	6	0	0	0	0	0	6	0	0	0	0	0	6	0	0	0	0	0	3	2	2	0	0	0		
Kidney	[6]						[6]						[6]						[5]							
Hyperplasia, transitional epithelium	6	0	0	0	0	0	6	0	0	0	0	0	6	0	0	0	0	0	0	5	0	5	0	0	**	
Pyelonephritis	6	0	0	0	0	0	6	0	0	0	0	0	6	0	0	0	0	0	0	5	0	3	2	0	**	
Regeneration, urinary tubule	6	0	0	0	0	0	5	1	1	0	0	0	6	0	0	0	0	0	5	0	0	0	0	0		
Urinary bladder	[6]						[6]						[6]						[5]							
Hyperplasia, transitional epithelium	6	0	0	0	0	0	4	2	2	0	0	0	0	6	1	5	0	0	** 0	5	0	5	0	0	**	#
Urethra	[6]						[6]						[6]						[5]							
Hyperplasia, transitional epithelium	6	0	0	0	0	0	6	0	0	0	0	0	6	0	0	0	0	0	1	4	3	1	0	0	**	##
Testis	[6]						[6]						[6]						[5]							
Atrophy, seminiferous tubule	6	0	0	0	0	0	6	0	0	0	0	0	6	0	0	0	0	0	4	1	0	1	0	0		
Degeneration, seminiferous tubule	6	0	0	0	0	0	6	0	0	0	0	0	6	0	0	0	0	0	4	1	1	0	0	0		
Vacuolization, Sertoli cell	6	0	0	0	0	0	6	0	0	0	0	0	6	0	0	0	0	0	4	1	1	0	0	0		
Retention, spermatid	6	0	0	0	0	0	6	0	0	0	0	0	6	0	0	0	0	0	4	1	1	0	0	0		
Epididymis	[6]						[6]						[6]						[5]							
Decrease, sperm	6	0	0	0	0	0	6	0	0	0	0	0	6	0	0	0	0	0	3	2	2	0	0	0		
Cell debris, lumen	6	0	0	0	0	0	6	0	0	0	0	0	6	0	0	0	0	0	3	2	1	1	0	0		
Thyroid	[6]						[0]						[0]						[5]							
Ectopic, thymic tissue	5	1	1	0	0	0													5	0	0	0	0	0		

[a] Examined for the heart, lung, trachea, liver, pancreas, sublingual gland, submandibular gland, esophagus, stomach, duodenum, jejunum, ileum, cecum, colon, rectum, thymus, spleen, submandibular lymph node, mesentric lympha node, kidney, urinary bladder, urethra, testis, epididymis, seminal vesicle, prostate, pituitary, adrenal, thyroid, parathyroid, cerebrum, cerebellum, medulla oblongata, spinal code, sciatic nerve, eyeball, Harderian gland, bone (sternum or femur), and bone marrow (sternum or femur).

[b] Examined for the duodenum, jejunum, ileum, thymus, mesenteric lymph node, kidney, urinary bladder, urethra, testis, epididymis, and thyroid.

[c] No abnormality detected.

[d] Abnormality detected.

[e] Number in brackets is number of males examined.

Grade of histopathological findings: ±: slight, +: mild, 2+: moderate, 3+: marked.

No remarkable changes were seen in the trachea, liver, pancreas, sublingual gland, submandibular gland, esophagus, stomach, cecum, colon, rectum, spleen, submandibular lymph node, seminal vesicle, prostate, pituitary, adrenal, parathyroid, cerebrum, cerebellum, medulla oblongata, spinal code, sciatic nerve, eyeball, Harderian gland, bone (sternum or femur), or bone marrow (sternum or femur) in the control or 1000 mg/kg group.

No remarkable changes were seen in the thymus in the control, 62.5, 250, or 1000 mg/kg group.

Significantly different from control group (*: P<0.05, **: P<0.01).

Significantly different by dose response test (#: P<0.05, ##: P<0.01).

Table 56 Histopathological findings of female rats on termination of administration period in combined repeat dose and reproductive/developmental toxicity screening test of silane, ethenyltrimethoxy- by oral administration

Group	Control						silane, ethenyltrimethoxy-																			
mg/kg	0[a]						62.5[b]						250[b]						1000[a]							
Grade	N[c]	A[d]	±	+	2+	3+	N[c]	A[d]	±	+	2+	3+	N[c]	A[d]	±	+	2+	3+		N[c]	A[d]	±	+	2+	3+		
Findings																											
Lung	[6][e]						[0]						[0]							[6]							
Accumulation, foam cell	6	0	0	0	0	0														5	1	1	0	0	0		
Liver	[6]						[0]						[0]							[6]							
Necrosis, hepatocyte, focal	5	1	1	0	0	0														6	0	0	0	0	0		
Duodenum	[6]						[6]						[6]							[6]							
Vacuolization, lamina propria	6	0	0	0	0	0	6	0	0	0	0	0	5	1	1	0	0	0		4	2	2	0	0	0		
Jejunum	[6]						[6]						[6]							[6]							
Vacuolization, lamina propria	6	0	0	0	0	0	6	0	0	0	0	0	6	0	0	0	0	0		0	6	0	6	0	0	**	
Thymus	[6]						[6]						[6]							[6]							
Atrophy, cortex and medulla	6	0	0	0	0	0	6	0	0	0	0	0	6	0	0	0	0	0		4	2	2	0	0	0		
Mesenteric lymph node	[6]						[6]						[6]							[6]							
Vacuolization, sinus	6	0	0	0	0	0	6	0	0	0	0	0	6	0	0	0	0	0		3	3	1	2	0	0	*	
Kidney	[6]						[6]						[6]							[6]							
Hyperplasia, transitional epithelium	6	0	0	0	0	0	6	0	0	0	0	0	6	0	0	0	0	0		3	3	2	1	0	0	*	#
Regeneration, urinary tubule	6	0	0	0	0	0	6	0	0	0	0	0	6	0	0	0	0	0		3	3	3	0	0	0	*	#
Pyelitis	6	0	0	0	0	0	6	0	0	0	0	0	6	0	0	0	0	0		4	2	2	0	0	0		
Hydronephrosis, right	6	0	0	0	0	0	6	0	0	0	0	0	6	0	0	0	0	0		5	1	0	0	1	0		
Cyst	6	0	0	0	0	0	5	1	1	0	0	0	6	0	0	0	0	0		6	0	0	0	0	0		
Urinary bladder	[6]						[6]						[6]							[6]							
Hyperplasia, transitional epithelium	6	0	0	0	0	0	6	0	0	0	0	0	0	6	1	5	0	0	**	0	6	0	6	0	0	**	#
Urethra	[6]						[6]						[4]							[6]							
Hyperplasia, transitional epithelium	6	0	0	0	0	0	6	0	0	0	0	0	4	0	0	0	0	0		4	2	2	0	0	0		
Metaplasia, keratinized stratified squamous epithelium	6	0	0	0	0	0	6	0	0	0	0	0	4	0	0	0	0	0		4	2	0	2	0	0		
Necrosis, epithelium	6	0	0	0	0	0	6	0	0	0	0	0	4	0	0	0	0	0		5	1	0	0	1	0		
Cellular infiltration	6	0	0	0	0	0	6	0	0	0	0	0	4	0	0	0	0	0		4	2	1	1	0	0		

[a] Examined for the heart, lung, trachea, liver, pancreas, sublingual gland, submandibular gland, esophagus, stomach, duodenum, jejunum, ileum, cecum, colon, rectum, thymus, spleen, submandibular lymph node, mesentric lympha node, kidney, urinary bladder, urethra, ovary, uterus, vagina, pituitary, adrenal, thyroid, parathyroid, cerebrum, cerebellum, medulla oblongata, spinal code, sciatic nerve, eyeball, Harderian gland, bone (sternum or femur), bone marrow (sternum or femur), and mammary gland.

[b] Examined for the duodenum, jejunum, ileum, thymus, mesenteric lymph node, kidney, urinary bladder, and urethra.

[c] No abnormality detected.

[d] Abnormality detected.

[e] Number in brackets is number of females examined.

Grade of histopathological findings: ±: slight, +: mild, 2+: moderate, 3+: marked.

No remarkable changes were seen in the heart, trachea, pancreas, sublingual gland, submandibular gland, esophagus, stomach, cecum, colon, rectum, spleen, submandibular lymph node, ovary, uterus, vagina, pituitary, adrenal, thyroid, parathyroid, cerebrum, cerebellum, medulla oblongata, spinal code, sciatic nerve, eyeball, Harderian gland, bone (sternum or femur), bone marrow (sternum or femur), or mammary gland in the control or 1000 mg/kg group.

No remarkable changes were seen in the ileum in the control, 62.5, 250, or 1000 mg/kg group.

Significantly different from control group (*: P<0.05, **: P<0.01).

Significantly different by dose response test (#: P<0.05).

Table 57 Histopathological findings of male rats on termination of recovery period in combined repeat dose and reproductive/developmental toxicity screening test of silane, ethenyltrimethoxy- by oral administration

Group	Control						silane, ethenyltrimethoxy-																		
mg/kg	0[a]						62.5[a]						250[a]						1000[a]						
Grade	N[b]	A[c]	±	+	2+	3+	N[b]	A[c]	±	+	2+	3+	N[b]	A[c]	±	+	2+	3+	N[b]	A[c]	±	+	2+	3+	
Findings																									
Duodenum	[6][d]						[6]						[6]						[5]						
Vacuolization, lamina propria	6	0	0	0	0	0	6	0	0	0	0	0	5	1	1	0	0	0	3	2	1	1	0	0	
Jejunum	[6]						[6]						[6]						[5]						
Vacuolization, lamina propria	6	0	0	0	0	0	6	0	0	0	0	0	6	0	0	0	0	0	0	5	0	5	0	0	**
Ileum	[6]						[6]						[6]						[5]						
Vacuolization, lamina propria	6	0	0	0	0	0	6	0	0	0	0	0	6	0	0	0	0	0	4	1	0	1	0	0	
Mesenteric lymph node	[6]						[6]						[6]						[5]						
Vacuolization, sinus	6	0	0	0	0	0	6	0	0	0	0	0	6	0	0	0	0	0	1	4	4	0	0	0	** ##
Kidney	[6]						[6]						[6]						[5]						
Hyperplasia, transitional epithelium	6	0	0	0	0	0	6	0	0	0	0	0	6	0	0	0	0	0	0	5	4	1	0	0	** ##
Regeneration, urinary tubule	6	0	0	0	0	0	6	0	0	0	0	0	6	0	0	0	0	0	0	5	2	3	0	0	** ##
Urinary bladder	[6]						[6]						[6]						[5]						
Hyperplasia, transitional epithelium	6	0	0	0	0	0	6	0	0	0	0	0	1	5	5	0	0	0 *	0	5	5	0	0	0	** ##
Testis	[6]						[6]						[6]						[5]						
Atrophy, seminiferous tubule	5	1	1	0	0	0	6	0	0	0	0	0	6	0	0	0	0	0	5	0	0	0	0	0	
Degeneration, seminiferous tubule	5	1	1	0	0	0	6	0	0	0	0	0	6	0	0	0	0	0	4	1	1	0	0	0	
Vacuolization, Sertoli cell	5	1	1	0	0	0	6	0	0	0	0	0	6	0	0	0	0	0	5	0	0	0	0	0	
Retention, spermatid	6	0	0	0	0	0	6	0	0	0	0	0	6	0	0	0	0	0	4	1	1	0	0	0	
Epididymis	[6]						[6]						[6]						[5]						
Cell debris, lumen	4	2	2	0	0	0	6	0	0	0	0	0	6	0	0	0	0	0	5	0	0	0	0	0	
Spleen	[1]						[0]						[0]						[0]						
Atrophy	0	1	0	1	0	0																			

[a] Examined for the duodenum, jejunum, ileum, thymus, mesenteric lymph node, kidney, urinary bladder, urethra, testis, and epididymis.
[b] No abnormality detected.
[c] Abnormality detected.
[d] Number in brackets is number of males examined.
Grade of histopathological findings: ±: slight, +: mild, 2+: moderate, 3+: marked.
No remarkable changes were seen in the thymus or urethra.
Significantly different from control group (*: P<0.05, **: P<0.01).
Significantly different by dose response test (##: P<0.01).

Table 58 Histopathological findings of female rats on termination of recovery period in combined repeat dose and reproductive/developmental toxicity screening test of silane, ethenyltrimethoxy- by oral administration

Group	Control						silane, ethenyltrimethoxy-													
mg/kg	0[a]						250[a]						1000[a]							
Grade	N[b]	A[c]	±	+	2+	3+	N[b]	A[c]	±	+	2+	3+	N[b]	A[c]	±	+	2+	3+		
Findings																				
Duodenum	[6][d]						[6]						[6]							
Vacuolization, lamina propria	6	0	0	0	0	0	6	0	0	0	0	0	1	5	5	0	0	0	**	##
Jejunum	[6]						[6]						[6]							
Vacuolization, lamina propria	6	0	0	0	0	0	6	0	0	0	0	0	0	6	0	6	0	0	**	
Mesenteric lymph node	[6]						[6]						[6]							
Vacuolization, sinus	6	0	0	0	0	0	6	0	0	0	0	0	3	3	3	0	0	0	*	#
Kidney	[6]						[6]						[6]							
Hyperplasia, transitional epithelium	6	0	0	0	0	0	6	0	0	0	0	0	3	3	3	0	0	0	*	#
Regeneration, urinary tubule	6	0	0	0	0	0	6	0	0	0	0	0	2	4	4	0	0	0	*	##
Urinary bladder	[6]						[6]						[6]							
Hyperplasia, transitional epithelium	6	0	0	0	0	0	0	6	5	1	0	0	**	0	6	4	2	0	0	**	##
Urethra	[5]						[5]						[6]							
Hyperplasia, transitional epithelium	5	0	0	0	0	0	5	0	0	0	0	0	5	1	1	0	0	0		

[a] Examined for the duodenum, jejunum, ileum, thymus, mesenteric lymph node, kidney, urinary bladder, and urethra.
[b] No abnormality detected.
[c] Abnormality detected.
[d] Number in brackets is number of females examined.
Grade of histopathological findings: ±: slight, +: mild, 2+: moderate, 3+: marked.
No remarkable changes were seen in the ileum or thymus.
Significantly different from control group (*: P<0.05, **: P<0.01).
Significantly different by dose response test (#: P<0.05, ##: P<0.01).

Table 59 Reproductive functions of male rats and female rats in combined repeat dose and reproductive/developmental toxicity screening test of silane, ethenyltrimethoxy- by oral administration

Group	Control	silane, ethenyltrimethoxy-		
mg/kg	0	62.5	250	1000
Number of females	12	12	12	11
Number of estrous cases before pairing (14 days)				
Mean±S.D.	3.2 ± 0.4	3.2 ± 0.4	3.1 ± 0.3	2.5 ± 0.7 *
Number of pairs	12	12	12	11
Number of pairs with successful copulation	12	11	11	10
Copulation index (%) [a)]	100.0	91.7	91.7	90.9
Number of conceiving days				
Mean±S.D.	2.8 ± 1.4	1.8 ± 1.3	2.8 ± 3.8	4.7 ± 2.4
Conceiving days 1-5	12	11	10	7
Conceiving days ≧6	0	0	1	3
Number of pregnant females	12	11	11	10
Fertility index (%) [b)]	100.0	100.0	100.0	100.0

a): (Number of pairs with successful copulation / number of pairs)×100.
b): (Number of pregnant females / number of pairs with successful copulation)×100.
Significantly different from control group (*: P<0.05).

Table 60 Observation of pups (F_1) in combined repeat dose and reproductive/development toxicity screening test of silane, ethenyltrimethoxy- by oral administration

Group	Control	silane, ethenyltrimethoxy-		
mg/kg	0	62.5	250	1000
Number of dams	12	11	11	10
Length of gestation (days)	22.2 ± 0.4	22.5 ± 0.7	22.5 ± 0.5	22.6 ± 0.5
Pregnancy days ≦ 21	0	0	0	0
Pregnancy days = 22	10	7	5	4
Pregnancy days ≧ 23	2	4	6	6
Corpora lutea	16.7 ± 1.8	16.3 ± 3.5	15.8 ± 1.5	15.6 ± 1.3
Implantation scars	15.0 ± 1.5	14.5 ± 4.3	14.5 ± 1.9	13.7 ± 1.3
Implantation index (%) [a)]	90.1 ± 6.4	87.2 ± 17.7	91.3 ± 7.6	88.0 ± 6.8
Gestation index (%) [b)]	100.0	100.0	100.0	100.0
Pups born	14.3 ± 1.6	13.3 ± 4.6	13.9 ± 1.9	12.9 ± 1.1
Stillbirths	0.4 ± 0.7	0.1 ± 0.3	0.3 ± 0.5	0.2 ± 0.6
Live pups born	13.9 ± 1.7	13.2 ± 4.6	13.6 ± 1.7	12.7 ± 1.1
Sex ratio at birth [c)]	1.74 ± 1.25	0.96 ± 0.73 (10)	0.94 ± 0.54	1.18 ± 0.77
(Total male/total female)	94／73	61／84	68／82	63／64
Delivery index (%) [d)]	92.9 ± 7.7	88.7 ± 13.5	94.7 ± 6.3	93.1 ± 7.3
Birth index (%) [e)]	92.8 ± 7.7	88.6 ± 13.5	94.6 ± 6.3	93.0 ± 7.3
Live birth index (%) [f)]	97.2 ± 4.5	99.4 ± 2.1	98.2 ± 3.1	98.6 ± 4.4
Live pups on Day 4 of lactation	13.8 ± 1.7	12.9 ± 4.4	13.5 ± 1.7	12.4 ± 1.1
Sex ratio on Day 4 of lactation [c)]	1.74 ± 1.24	0.97 ± 0.72 (10)	0.93 ± 0.53	1.14 ± 0.80
(Total male/total female)	94／72	61／81	67／81	60／64
Viability index (%) [g)]	99.4 ± 2.0	98.3 ± 4.1	98.7 ± 2.8	97.7 ± 5.0
External abnormalities (%) [h)]	0.0 ± 0.0	0.0 ± 0.0	1.2 ± 4.0	0.0 ± 0.0
Acaudate	0.0 ± 0.0	0.0 ± 0.0	1.2 ± 4.0	0.0 ± 0.0

Each value shows mean ± S.D. per dam.
Figures in parentheses indicate number of dams.
a): (Number of implantation scars/number of corpora lutea)×100.
b): (Number of dams with live pups/number of pregnant dams)×100.
c): Number of male pups/number of female pups.
d): (Number of pups born/number of implantation scars)×100.
e): (Number of live pups born/number of implantation scars)×100.
f): (Number of live pups born/number of pups born)×100.
g): (Number of live pups on Day 4/number of live pups born)×100.
h): (Number of pups with external abnormalities/number of live pups)×100.

Table 61 Delivery conditions and nursing conditions of dams in combined repeat dose and reproductive/developmental toxicity screening test of silane, ethenyltrimethoxy- by oral administration

Group	mg/kg	Number of dams and delivery conditions/nursing conditions	Delivery conditions	Nursing conditions Days of lactation				
				0	1	2	3	4
Control	0	Number of dams	12	12	12	12	12	12
		Normal	12	12	12	12	12	12
silane, ethenyltrimethoxy-	62.5	Number of dams	11	11	11	11	11	11
		Normal	11	11	11	11	11	11
	250	Number of dams	11	11	11	11	11	11
		Normal	11	11	11	11	11	11
	1000	Number of dams	10	10	10	10	10	10
		Normal	10	10	10	10	10	10

Table 62 General signs of pups (F_1) in combined repeat dose and reproductive/developmental toxicity screeming test of silane, ethenyltrimethoxy- by oral administration

Group	mg/kg	Number of pups and general signs	Days of lactation				
			0	1	2	3	4
Control	0	Number of pups	172	167	166	166	166
		Normal	167	166	166	166	166
		Death	5	1	0	0	0
silane, ethenyltrimethoxy-	62.5	Number of pups	146	145	145	144	143
		Normal	145	145	144	143	142
		Death	1	0	1	1	1
	250	Number of pups	153	150	149	148	148
		Normal	150	149	148	148	148
		Death	3	1	1	0	0
	1000	Number of pups	129	127	125	124	124
		Normal	127	125	124	124	124
		Death	2	2	1	0	0

Table 63 Body weights of pups (F_1) in combined repeat dose and reproductive/developmental toxicity screening test of silane, ethenyltrimethoxy- by oral administration

Group	Control	silane, ethenyltrimethoxy-		
mg/kg	0	62.5	250	1000
Number of dams	12	11	11	10
Male weight				
Days of lactation				
0	6.7 ± 0.6	6.6 ± 0.8	7.0 ± 0.7	6.8 ± 0.7
4	10.7 ± 1.0	10.5 ± 1.7	10.7 ± 1.1	10.5 ± 0.7
Female weight				
Days of lactation				
0	6.3 ± 0.4	6.3 ± 0.6 (10)	6.8 ± 0.6	6.5 ± 0.5
4	10.1 ± 0.9	9.8 ± 1.2 (10)	10.6 ± 1.0	10.3 ± 0.6
Mean pups weight				
Days of lactation				
0	6.6 ± 0.5	6.6 ± 0.8	6.9 ± 0.6	6.7 ± 0.6
4	10.4 ± 0.9	10.3 ± 1.7	10.7 ± 1.0	10.4 ± 0.7
Litter weight				
Days of lactation				
0	91.0 ± 9.0	83.4 ± 25.5	93.9 ± 14.4	84.7 ± 7.9
4	143.4 ± 11.7	126.8 ± 35.1	142.8 ± 18.0	128.6 ± 10.5 *

Each value shows mean (g) ± S.D. per dam.
Significantly different from control group (*: P<0.05).
Figures in parentheses indicate number of dams.

Table 64 Necropsy findings of dead pups (F_1) in combined repeat dose and reproductive/developmental toxicity screening test of silane, ethenyltrimethoxy- by oral administration

Group	Control	silane, ethenyltrimethoxy-		
mg/kg	0	62.5	250	1000
Number of dams	5	2	4	2
Number of pups	6	2	4	3
Normal	6	2	3	3
Abnormal	0	0	1	0
Lung				
Atrophy	0	0	1	0

Table 65 Necropsy findings of pups (F_1) in combined repeat dose and reproductive/developmental toxicity screening test of silane, ethenyltrimethoxy- by oral administration

Group	Control	silane, ethenyltrimethoxy-		
mg/kg	0	62.5	250	1000
Number of dams	12	11	11	10
Number of male pups	94	61	67	60
Normal	94	61	67	59
Abnormal	0	0	0	1
Kidney				
Dilatation, pelvis	0	0	0	1
Number of dams	12	10	11	10
Number of female pups	72	81	81	64
Normal	72	81	81	64
Abnormal	0	0	0	0

$$(CH_3O)_3SiCH{=}CH_2$$

Fig. 1 Chemical structure of silane, ethenyltrimethoxy-

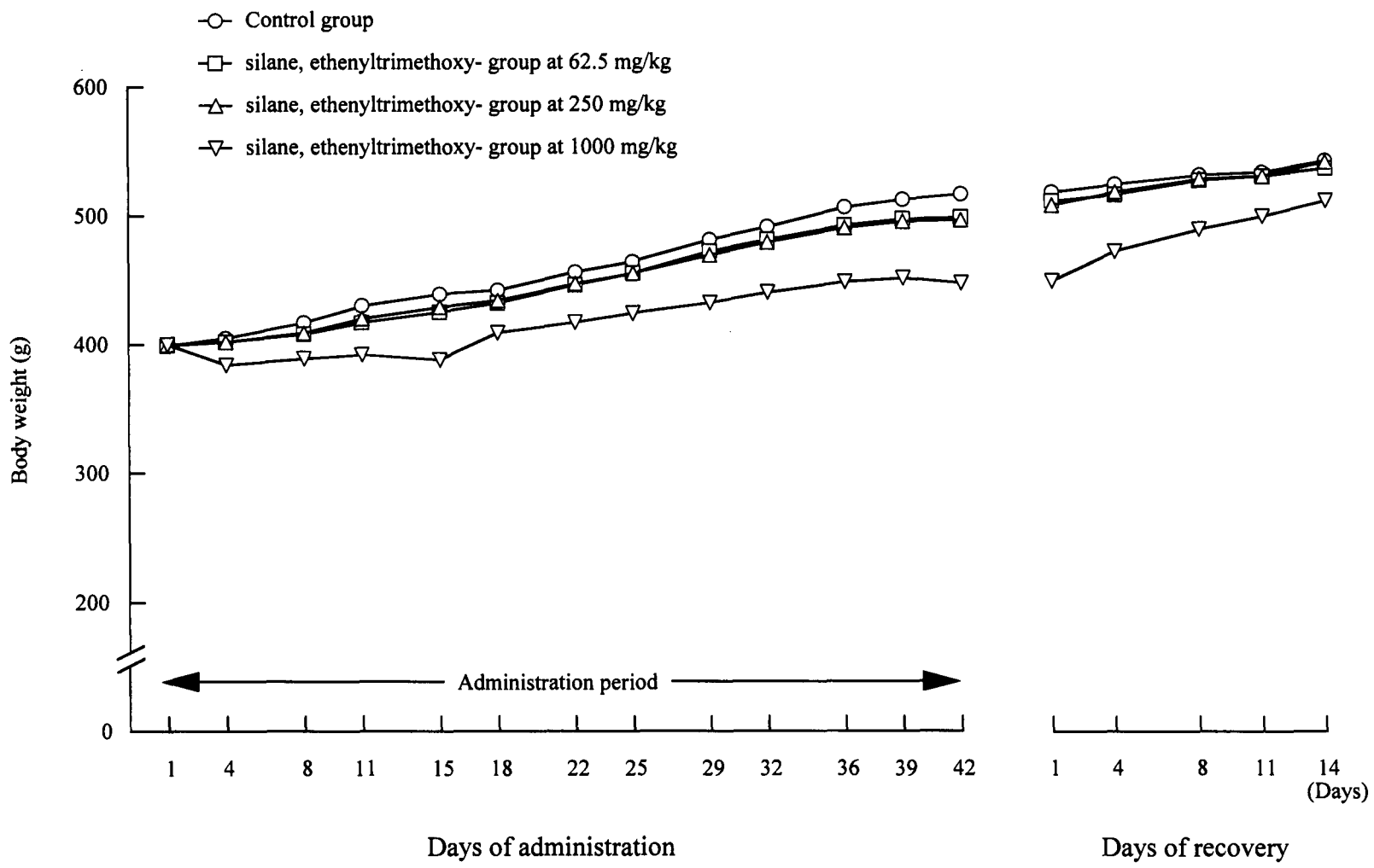

Fig. 2 Body weights of male rats in combined repeat dose and reproductive/developmental toxicity screening test of silane, ethenyltrimethoxy- by oral administration

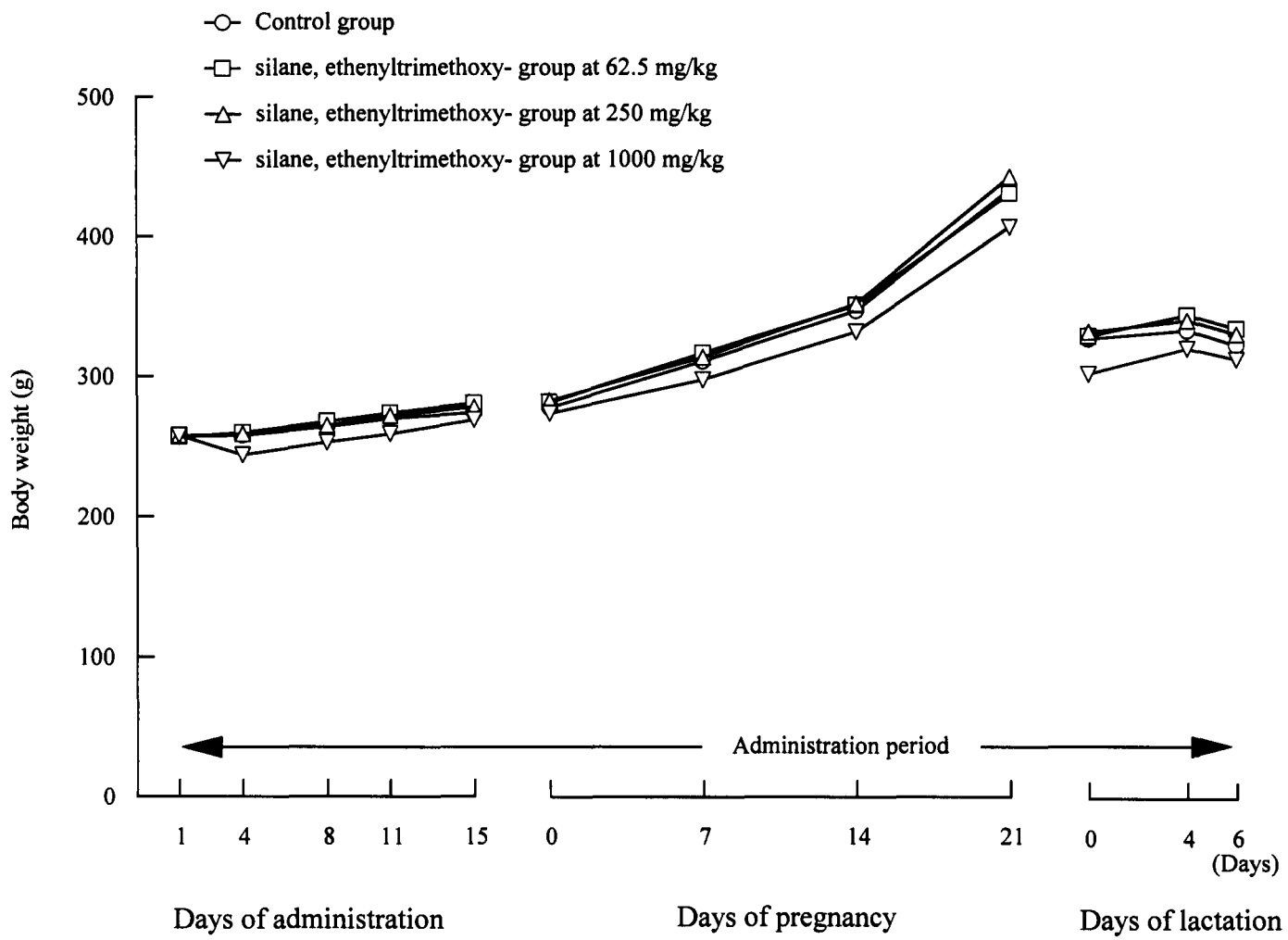

Fig. 3 Body weights of female rats in combined repeat dose and reproductive/developmental toxicity screening test of silane, ethenyltrimethoxy- by oral administration

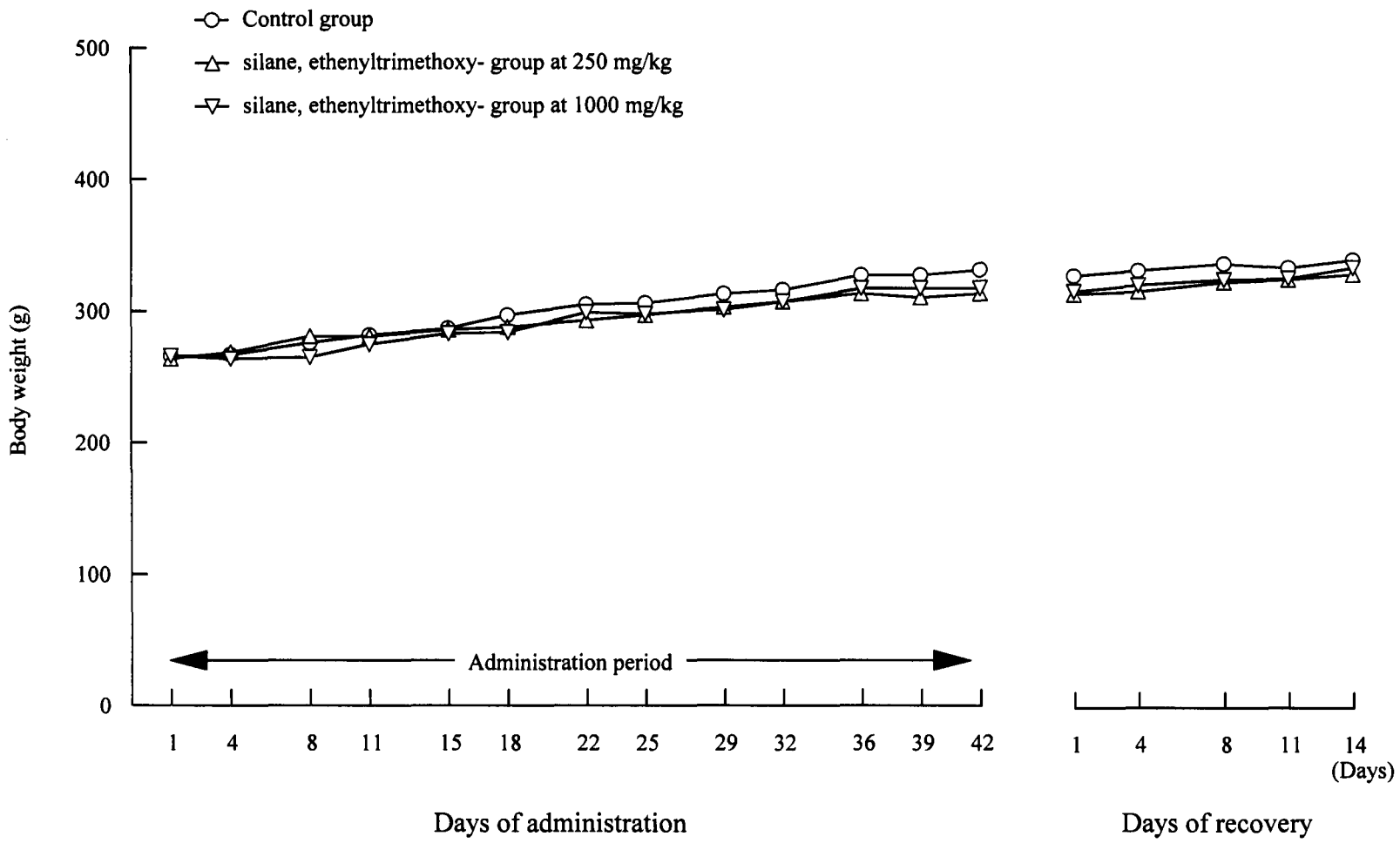

Fig. 4 Body weights of female rats (recovery group) in combined repeat dose and reproductive/developmental toxicity screening test of silane, ethenyltrimethoxy- by oral administration

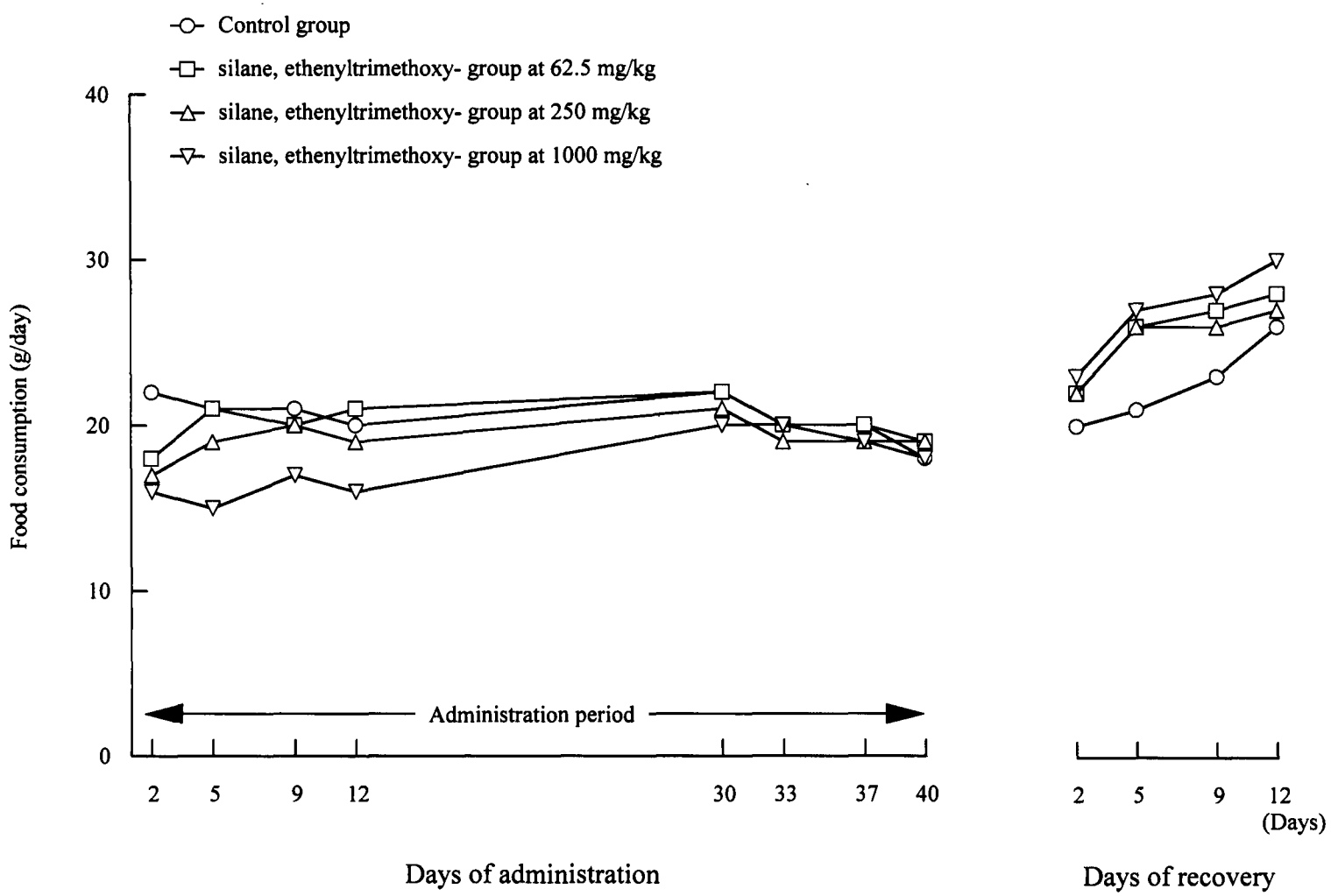

Fig. 5 Food consumption of male rats in combined repeat dose and reproductive/developmental toxicity screening test of silane, ethenyltrimethoxy- by oral administration

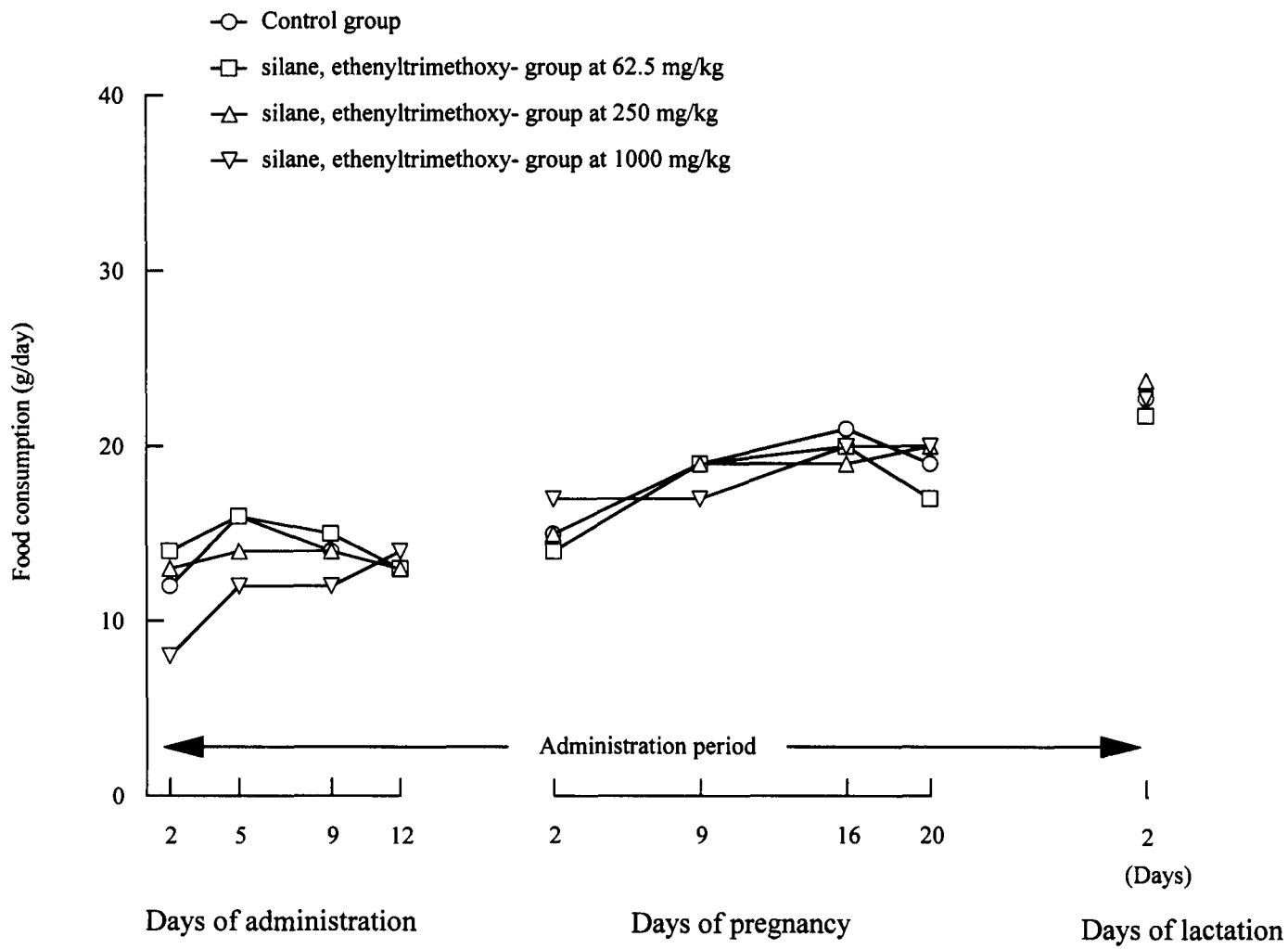

Fig. 6 Food consumption of female rats in combined repeat dose and reproductive/developmental toxicity screening test of silane, ethenyltrimethoxy- by oral administration

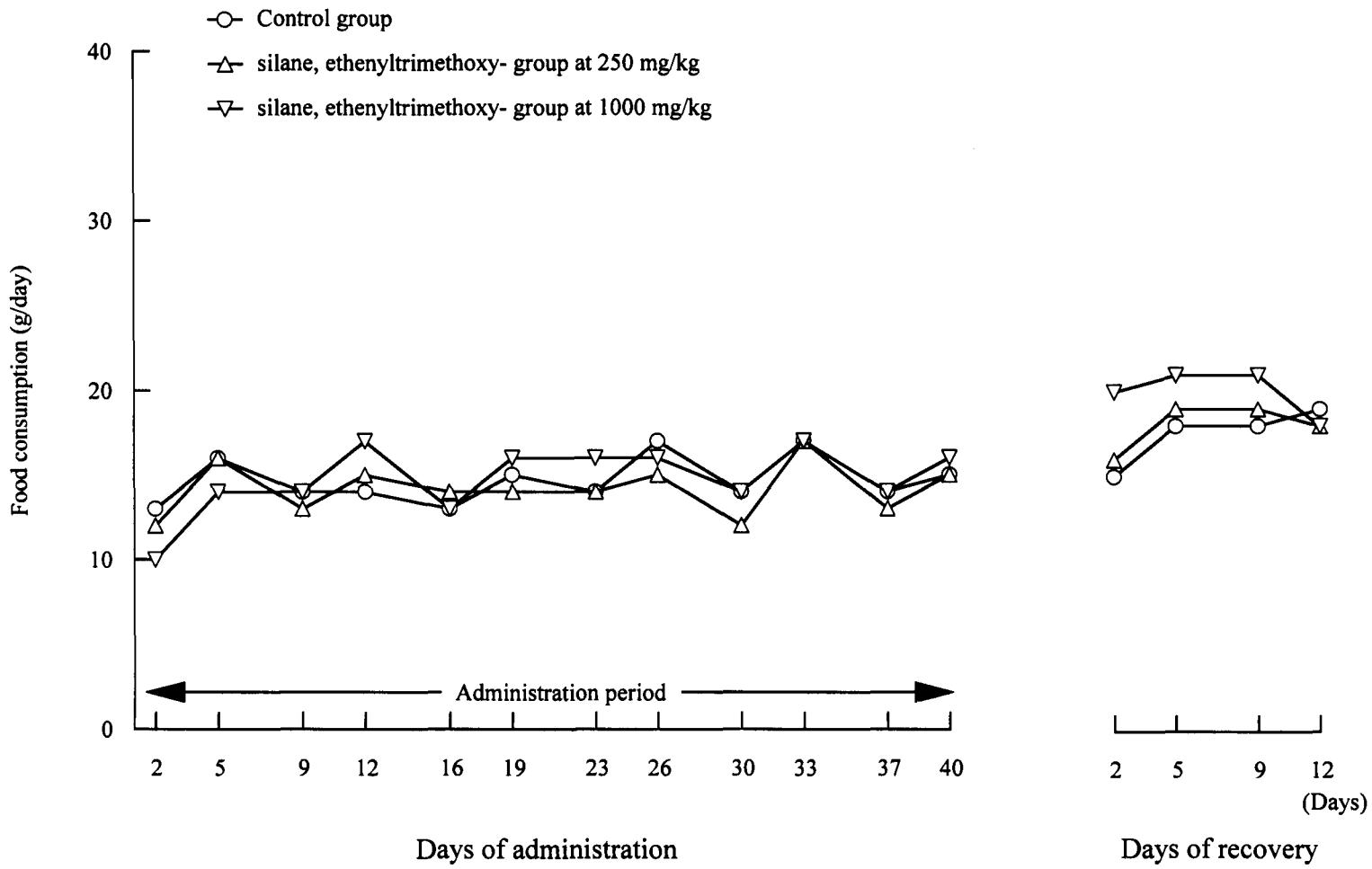

Fig. 7 Food consumption of female rats (recovery group) in combined repeat dose and reproductive/developmental toxicity screening test of silane, ethenyltrimethoxy- by oral administration

Appendix 1-1 Individual general signs of male rats

(Control group)

Male No.	Days of administration																									
	1		2		3		4		5		6		7		8		9		10		11		12		13	
	Pre	Post	Pre	Post	Pre	Post	Pre	Post	Pre	Post	Pre	Post	Pre	Post	Pre	Post	Pre	Post	Pre	Post	Pre	Post	Pre	Post	Pre	Post
M01101	N	N	N	N	N	N	N	N	N	N	N	N	N	N	N	N	N	N	N	N	N	N	N	N	N	N
M01102	N	N	N	N	N	N	N	N	N	N	N	N	N	N	N	N	N	N	N	N	N	N	N	N	N	N
M01103	N	N	N	N	N	N	N	N	N	N	N	N	N	N	N	N	N	N	N	N	N	N	N	N	N	N
M01104	N	N	N	N	N	N	N	N	N	N	N	N	N	N	N	N	N	N	N	N	N	N	N	N	N	N
M01105	N	N	N	N	N	N	N	N	N	N	N	N	N	N	N	N	N	N	N	N	N	N	N	N	N	N
M01106	N	N	N	N	N	N	N	N	N	N	N	N	N	N	N	N	N	N	N	N	N	N	N	N	N	N
M01107	N	N	N	N	N	N	N	N	N	N	N	N	N	N	N	N	N	N	N	N	N	N	N	N	N	N
M01108	N	N	N	N	N	N	N	N	N	N	N	N	N	N	N	N	N	N	N	N	N	N	N	N	N	N
M01109	N	N	N	N	N	N	N	N	N	N	N	N	N	N	N	N	N	N	N	N	N	N	N	N	N	N
M01110	N	N	N	N	N	N	N	N	N	N	N	N	N	N	N	N	N	N	N	N	N	N	N	N	N	N
M01111	N	N	N	N	N	N	N	N	N	N	N	N	N	N	N	N	N	N	N	N	N	N	N	N	N	N
M01112	N	N	N	N	N	N	N	N	N	N	N	N	N	N	N	N	N	N	N	N	N	N	N	N	N	N
Number of males	12	12	12	12	12	12	12	12	12	12	12	12	12	12	12	12	12	12	12	12	12	12	12	12	12	12
N	12	12	12	12	12	12	12	12	12	12	12	12	12	12	12	12	12	12	12	12	12	12	12	12	12	12
A	0	0	0	0	0	0	0	0	0	0	0	0	0	0	0	0	0	0	0	0	0	0	0	0	0	0

Pre: Before administration, Post: after administration.
N: Normal.
A: Salivation.

(Continued)

Appendix 1-1 (Continued) Individual general signs of male rats

(Control group)

Male No.	Days of administration																									
	14		15		16		17		18		19		20		21		22		23		24		25		26	
	Pre	Post	Pre	Post	Pre	Post	Pre	Post	Pre	Post	Pre	Post	Pre	Post	Pre	Post	Pre	Post	Pre	Post	Pre	Post	Pre	Post	Pre	Post
M01101	N	N	N	N	N	N	N	N	N	N	N	N	N	N	N	N	N	N	N	N	N	N	N	N	N	N
M01102	N	N	N	N	N	N	N	N	N	N	N	N	N	N	N	N	N	N	N	N	N	N	N	N	N	N
M01103	N	N	N	N	N	N	N	N	N	N	N	N	N	N	N	N	N	N	N	N	N	N	N	N	N	N
M01104	N	N	N	N	N	N	N	N	N	N	N	N	N	N	N	N	N	N	N	N	N	N	N	N	N	N
M01105	N	N	N	N	N	N	N	N	N	N	N	N	N	N	N	N	N	N	N	N	N	N	N	N	N	N
M01106	N	N	N	N	N	N	N	N	N	N	N	N	N	N	N	N	N	N	N	N	N	N	N	N	N	N
M01107	N	N	N	N	N	N	N	N	N	N	N	N	N	N	N	N	N	N	N	N	N	N	N	N	N	N
M01108	N	N	N	N	N	N	N	N	N	N	N	N	N	N	N	N	N	N	N	N	N	N	N	N	N	N
M01109	N	N	N	N	N	N	N	N	N	N	N	N	N	N	N	N	N	N	N	N	N	N	N	N	N	N
M01110	N	N	N	N	N	N	N	N	N	N	N	N	N	N	N	N	N	N	N	N	N	N	N	N	N	N
M01111	N	N	N	N	N	N	N	N	N	N	N	N	N	N	N	N	N	N	N	N	N	N	N	N	N	N
M01112	N	N	N	N	N	N	N	N	N	N	N	N	N	N	N	N	N	N	N	N	N	N	N	N	N	N
Number of males	12	12	12	12	12	12	12	12	12	12	12	12	12	12	12	12	12	12	12	12	12	12	12	12	12	12
N	12	12	12	12	12	12	12	12	12	12	12	12	12	12	12	12	12	12	12	12	12	12	12	12	12	12
A	0	0	0	0	0	0	0	0	0	0	0	0	0	0	0	0	0	0	0	0	0	0	0	0	0	0

Pre: Before administration, Post: after administration.
N: Normal.
A: Salivation.

(Continued)

Appendix 1-1 (Continued) Individual general signs of male rats

(Control group)

Male No.	Days of administration																									
	27		28		29		30		31		32		33		34		35		36		37		38		39	
	Pre	Post	Pre	Post	Pre	Post	Pre	Post	Pre	Post	Pre	Post	Pre	Post	Pre	Post	Pre	Post	Pre	Post	Pre	Post	Pre	Post	Pre	Post
M01101	N	N	N	N	N	N	N	N	N	N	N	N	N	N	N	N	N	N	N	N	N	N	N	N	N	N
M01102	N	N	N	N	N	N	N	N	N	N	N	N	N	N	N	N	N	N	N	N	N	N	N	N	N	N
M01103	N	N	N	N	N	N	N	N	N	N	N	N	N	N	N	N	N	N	N	N	N	N	N	N	N	N
M01104	N	N	N	N	N	N	N	N	N	N	N	N	N	N	N	N	N	N	N	N	N	N	N	N	N	N
M01105	N	N	N	A	N	N	N	N	N	N	N	N	N	N	N	N	N	N	N	N	N	N	N	N	N	N
M01106	N	N	N	N	N	N	N	N	N	N	N	N	N	N	N	N	N	N	N	N	N	N	N	N	N	N
M01107	N	N	N	N	N	N	N	N	N	N	N	N	N	N	N	N	N	N	N	N	N	N	N	N	N	N
M01108	N	N	N	N	N	N	N	N	N	N	N	N	N	N	N	N	N	N	N	N	N	N	N	N	N	N
M01109	N	N	N	N	N	N	N	N	N	N	N	N	N	N	N	N	N	N	N	N	N	N	N	N	N	N
M01110	N	N	N	N	N	N	N	N	N	N	N	N	N	N	N	N	N	N	N	N	N	N	N	N	N	N
M01111	N	N	N	N	N	N	N	N	N	N	N	N	N	N	N	N	N	N	N	N	N	N	N	N	N	N
M01112	N	N	N	N	N	N	N	N	N	N	N	N	N	N	N	N	N	N	N	N	N	N	N	N	N	N
Number of males	12	12	12	12	12	12	12	12	12	12	12	12	12	12	12	12	12	12	12	12	12	12	12	12	12	12
N	12	12	12	11	12	12	12	12	12	12	12	12	12	12	12	12	12	12	12	12	12	12	12	12	12	12
A	0	0	0	1	0	0	0	0	0	0	0	0	0	0	0	0	0	0	0	0	0	0	0	0	0	0

Pre: Before administration, Post: after administration.

N: Normal.

A: Salivation.

(Continued)

Appendix 1-1 (Continued) Individual general signs of male rats

(Control group)

Male No.	Days of administration							Total[a)]
	40		41		42		43	
	Pre	Post	Pre	Post	Pre	Post		A
M01101	N	N	N	N	N	N	N	-
M01102	N	N	N	N	N	N	N	-
M01103	N	N	N	N	N	N	N	-
M01104	N	N	N	N	N	N	N	-
M01105	N	N	N	N	N	N	N	+
M01106	N	N	N	N	N	N	N	-
M01107	N	N	N	N	N	N		-
M01108	N	N	N	N	N	N		-
M01109	N	N	N	N	N	N		-
M01110	N	N	N	N	N	N		-
M01111	N	N	N	N	N	N		-
M01112	N	N	N	N	N	N		-
Number of males	12	12	12	12	12	12	6	12
N	12	12	12	12	12	12	6	-
A	0	0	0	0	0	0	0	1

Pre: Before administration, Post: after administration. (Continued)

N: Normal.

A: Salivation.

a): Number of males showing abnormal signs at least once between Days 1 and 43 of administration.

-: Not observed, +: observed.

Appendix 1-1 (Continued) Individual general signs of male rats

(Control group)

Male No.	Days of recovery														
	1	2	3	4	5	6	7	8	9	10	11	12	13	14	15
M01107	N	N	N	N	N	N	N	N	N	N	N	N	N	N	N
M01108	N	N	N	N	N	N	N	N	N	N	N	N	N	N	N
M01109	N	N	N	N	N	N	N	N	N	N	N	N	N	N	N
M01110	N	N	N	N	N	N	N	N	N	N	N	N	N	N	N
M01111	N	N	N	N	N	N	N	N	N	N	N	N	N	N	N
M01112	N	N	N	N	N	N	N	N	N	N	N	N	N	N	N
Number of males	6	6	6	6	6	6	6	6	6	6	6	6	6	6	6
N	6	6	6	6	6	6	6	6	6	6	6	6	6	6	6

N: Normal.

Appendix 1-2 Individual general signs of male rats

(silane, ethenyltrimethoxy- group at 62.5 mg/kg)

Male No.	Days of administration																									
	1		2		3		4		5		6		7		8		9		10		11		12		13	
	Pre	Post	Pre	Post	Pre	Post	Pre	Post	Pre	Post	Pre	Post	Pre	Post	Pre	Post	Pre	Post	Pre	Post	Pre	Post	Pre	Post	Pre	Post
M02201	N	N	N	N	N	N	N	N	N	N	N	N	N	N	N	N	N	N	N	N	N	N	N	N	N	N
M02202	N	N	N	N	N	N	N	N	N	N	N	N	N	N	N	N	N	N	N	N	N	N	N	N	N	N
M02203	N	N	N	N	N	N	N	N	N	N	N	N	N	N	N	N	N	N	N	N	N	N	N	N	N	N
M02204	N	N	N	N	N	N	N	N	N	N	N	N	N	N	N	N	N	N	N	N	N	N	N	N	N	N
M02205	N	N	N	N	N	N	N	N	N	N	N	N	N	N	N	N	N	N	N	N	N	N	N	N	N	N
M02206	N	N	N	N	N	N	N	N	N	N	N	N	N	N	N	N	N	N	N	N	N	N	N	N	N	N
M02207	N	N	N	N	N	N	N	N	N	N	N	N	N	N	N	N	N	N	N	N	N	N	N	N	N	N
M02208	N	N	N	N	N	N	N	N	N	N	N	N	N	N	N	N	N	N	N	N	N	N	N	N	N	N
M02209	N	N	N	N	N	N	N	N	N	N	N	N	N	N	N	N	N	N	N	N	N	N	N	N	N	N
M02210	N	N	N	N	N	N	N	N	N	N	N	N	N	N	N	N	N	N	N	N	N	N	N	N	N	N
M02211	N	N	N	N	N	N	N	N	N	N	N	N	N	N	N	N	N	N	N	N	N	N	N	N	N	N
M02212	N	N	N	N	N	N	N	N	N	N	N	N	N	N	N	N	N	N	N	N	N	N	N	N	N	N
Number of males	12	12	12	12	12	12	12	12	12	12	12	12	12	12	12	12	12	12	12	12	12	12	12	12	12	12
N	12	12	12	12	12	12	12	12	12	12	12	12	12	12	12	12	12	12	12	12	12	12	12	12	12	12

Pre: Before administration, Post: after administration.
N: Normal.

(Continued)

Appendix 1-2 (Continued) Individual general signs of male rats

(silane, ethenyltrimethoxy- group at 62.5 mg/kg)

Male No.	Days of administration																									
	14		15		16		17		18		19		20		21		22		23		24		25		26	
	Pre	Post	Pre	Post	Pre	Post	Pre	Post	Pre	Post	Pre	Post	Pre	Post	Pre	Post	Pre	Post	Pre	Post	Pre	Post	Pre	Post	Pre	Post
M02201	N	N	N	N	N	N	N	N	N	N	N	N	N	N	N	N	N	N	N	N	N	N	N	N	N	N
M02202	N	N	N	N	N	N	N	N	N	N	N	N	N	N	N	N	N	N	N	N	N	N	N	N	N	N
M02203	N	N	N	N	N	N	N	N	N	N	N	N	N	N	N	N	N	N	N	N	N	N	N	N	N	N
M02204	N	N	N	N	N	N	N	N	N	N	N	N	N	N	N	N	N	N	N	N	N	N	N	N	N	N
M02205	N	N	N	N	N	N	N	N	N	N	N	N	N	N	N	N	N	N	N	N	N	N	N	N	N	N
M02206	N	N	N	N	N	N	N	N	N	N	N	N	N	N	N	N	N	N	N	N	N	N	N	N	N	N
M02207	N	N	N	N	N	N	N	N	N	N	N	N	N	N	N	N	N	N	N	N	N	N	N	N	N	N
M02208	N	N	N	N	N	N	N	N	N	N	N	N	N	N	N	N	N	N	N	N	N	N	N	N	N	N
M02209	N	N	N	N	N	N	N	N	N	N	N	N	N	N	N	N	N	N	N	N	N	N	N	N	N	N
M02210	N	N	N	N	N	N	N	N	N	N	N	N	N	N	N	N	N	N	N	N	N	N	N	N	N	N
M02211	N	N	N	N	N	N	N	N	N	N	N	N	N	N	N	N	N	N	N	N	N	N	N	N	N	N
M02212	N	N	N	N	N	N	N	N	N	N	N	N	N	N	N	N	N	N	N	N	N	N	N	N	N	N
Number of males	12	12	12	12	12	12	12	12	12	12	12	12	12	12	12	12	12	12	12	12	12	12	12	12	12	12
N	12	12	12	12	12	12	12	12	12	12	12	12	12	12	12	12	12	12	12	12	12	12	12	12	12	12

Pre: Before administration, Post: after administration.
N: Normal.

(Continued)

Appendix 1-2 (Continued) Individual general signs of male rats

(silane, ethenyltrimethoxy- group at 62.5 mg/kg)

Male No.	Days of administration																									
	27		28		29		30		31		32		33		34		35		36		37		38		39	
	Pre	Post	Pre	Post	Pre	Post	Pre	Post	Pre	Post	Pre	Post	Pre	Post	Pre	Post	Pre	Post	Pre	Post	Pre	Post	Pre	Post	Pre	Post
M02201	N	N	N	N	N	N	N	N	N	N	N	N	N	N	N	N	N	N	N	N	N	N	N	N	N	N
M02202	N	N	N	N	N	N	N	N	N	N	N	N	N	N	N	N	N	N	N	N	N	N	N	N	N	N
M02203	N	N	N	N	N	N	N	N	N	N	N	N	N	N	N	N	N	N	N	N	N	N	N	N	N	N
M02204	N	N	N	N	N	N	N	N	N	N	N	N	N	N	N	N	N	N	N	N	N	N	N	N	N	N
M02205	N	N	N	N	N	N	N	N	N	N	N	N	N	N	N	N	N	N	N	N	N	N	N	N	N	N
M02206	N	N	N	N	N	N	N	N	N	N	N	N	N	N	N	N	N	N	N	N	N	N	N	N	N	N
M02207	N	N	N	N	N	N	N	N	N	N	N	N	N	N	N	N	N	N	N	N	N	N	N	N	N	N
M02208	N	N	N	N	N	N	N	N	N	N	N	N	N	N	N	N	N	N	N	N	N	N	N	N	N	N
M02209	N	N	N	N	N	N	N	N	N	N	N	N	N	N	N	N	N	N	N	N	N	N	N	N	N	N
M02210	N	N	N	N	N	N	N	N	N	N	N	N	N	N	N	N	N	N	N	N	N	N	N	N	N	N
M02211	N	N	N	N	N	N	N	N	N	N	N	N	N	N	N	N	N	N	N	N	N	N	N	N	N	N
M02212	N	N	N	N	N	N	N	N	N	N	N	N	N	N	N	N	N	N	N	N	N	N	N	N	N	N
Number of males	12	12	12	12	12	12	12	12	12	12	12	12	12	12	12	12	12	12	12	12	12	12	12	12	12	12
N	12	12	12	12	12	12	12	12	12	12	12	12	12	12	12	12	12	12	12	12	12	12	12	12	12	12

Pre: Before administration, Post: after administration.

N: Normal.

(Continued)

Appendix 1-2 (Continued) Individual general signs of male rats

(silane, ethenyltrimethoxy- group at 62.5 mg/kg)

Male No.	Days of administration						
	40		41		42		43
	Pre	Post	Pre	Post	Pre	Post	
M02201	N	N	N	N	N	N	N
M02202	N	N	N	N	N	N	N
M02203	N	N	N	N	N	N	N
M02204	N	N	N	N	N	N	N
M02205	N	N	N	N	N	N	N
M02206	N	N	N	N	N	N	N
M02207	N	N	N	N	N	N	
M02208	N	N	N	N	N	N	
M02209	N	N	N	N	N	N	
M02210	N	N	N	N	N	N	
M02211	N	N	N	N	N	N	
M02212	N	N	N	N	N	N	
Number of males	12	12	12	12	12	12	6
N	12	12	12	12	12	12	6

Pre: Before administration, Post: after administration. (Continued)

N: Normal.

Appendix 1-2 (Continued) Individual general signs of male rats

(silane, ethenyltrimethoxy- group at 62.5 mg/kg)

Male No.	Days of recovery														
	1	2	3	4	5	6	7	8	9	10	11	12	13	14	15
M02207	N	N	N	N	N	N	N	N	N	N	N	N	N	N	N
M02208	N	N	N	N	N	N	N	N	N	N	N	N	N	N	N
M02209	N	N	N	N	N	N	N	N	N	N	N	N	N	N	N
M02210	N	N	N	N	N	N	N	N	N	N	N	N	N	N	N
M02211	N	N	N	N	N	N	N	N	N	N	N	N	N	N	N
M02212	N	N	N	N	N	N	N	N	N	N	N	N	N	N	N
Number of males	6	6	6	6	6	6	6	6	6	6	6	6	6	6	6
N	6	6	6	6	6	6	6	6	6	6	6	6	6	6	6

N: Normal.

Appendix 1-3 Individual general signs of male rats

(silane, ethenyltrimethoxy- group at 250 mg/kg)

Male No.	Days of administration																									
	1		2		3		4		5		6		7		8		9		10		11		12		13	
	Pre	Post	Pre	Post	Pre	Post	Pre	Post	Pre	Post	Pre	Post	Pre	Post	Pre	Post	Pre	Post	Pre	Post	Pre	Post	Pre	Post	Pre	Post
M03301	N	N	N	N	N	N	N	N	N	N	N	N	N	N	B	N	N	N	N	N	N	N	N	N	N	N
M03302	N	N	N	N	N	N	N	N	N	N	N	B	N	B	N	N	N	N	N	N	N	N	N	N	N	N
M03303	N	B,D	N	N	N	N	N	B	N	B	N	B	N	B	N	B	N	B	N	N	N	B	N	B	N	B
M03304	N	N	N	N	N	N	N	B,D	N	B	N	N	N	B	N	B	N	N	N	N	N	N	N	N	N	B
M03305	N	N	N	N	N	N	N	N	N	N	N	N	N	B	B	B	N	N	N	N	N	N	N	N	N	N
M03306	N	N	N	N	N	N	N	N	N	N	N	N	N	A	N	A	N	N	N	N	N	N	N	N	N	A,B
M03307	N	N	N	N	N	N	N	N	N	N	N	B,D	N	N	N	N	N	N	N	N	N	N	N	N	N	N
M03308	N	N	N	N	N	N	N	N	N	B	N	B	N	N	N	A	N	N	N	B	N	N	N	N	N	N
M03309	N	N	N	N	N	N	N	N	N	N	N	N	N	A	N	A	N	A	N	N	N	A	N	N	N	A
M03310	N	N	N	B,D	N	N	N	B	N	N	N	B,D	N	N	N	A,B	N	A,B	N	A	N	A	N	A,B	N	A,B
M03311	N	N	N	N	N	N	N	N	N	B	N	B	N	N	N	N	N	N	N	N	N	N	N	N	N	N
M03312	N	N	N	N	N	N	N	N	N	N	N	B	N	A	N	B	N	N	N	N	N	N	N	B	N	N
Number of males	12	12	12	12	12	12	12	12	12	12	12	12	12	12	12	12	12	12	12	12	12	12	12	12	12	12
N	12	11	12	11	12	12	12	9	12	8	12	5	12	5	10	4	12	9	12	10	12	9	12	9	12	7
A	0	0	0	0	0	0	0	0	0	0	0	0	0	3	0	4	0	2	0	1	0	2	0	1	0	3
B	0	1	0	1	0	0	0	3	0	4	0	7	0	4	2	5	0	2	0	1	0	1	0	3	0	4
D	0	1	0	1	0	0	0	1	0	0	0	2	0	0	0	0	0	0	0	0	0	0	0	0	0	0

Pre: Before administration, Post: after administration.

(Continued)

N: Normal.

A: Salivation.

B: Soiled hair.

D: Reddish urine.

Appendix 1-3 (Continued) Individual general signs of male rats

(silane, ethenyltrimethoxy- group at 250 mg/kg)

Male No.	Days of administration																									
	14		15		16		17		18		19		20		21		22		23		24		25		26	
	Pre	Post	Pre	Post	Pre	Post	Pre	Post	Pre	Post	Pre	Post	Pre	Post	Pre	Post	Pre	Post	Pre	Post	Pre	Post	Pre	Post	Pre	Post
M03301	N	N	N	N	N	N	N	N	N	B	N	B	N	N	N	N	N	N	N	N	N	N	N	N	N	N
M03302	N	N	N	N	N	B	N	A,B	N	B	N	N	N	N	N	B	N	N	N	N	N	B	N	B	N	N
M03303	N	B	N	B	N	A	N	N	N	B	N	N	N	B	N	B	N	B	N	B	N	B	N	B	N	B
M03304	N	N	N	N	N	N	N	N	N	B	N	N	N	N	N	B	N	N	N	N	N	B	N	B	N	B
M03305	N	B	N	B	B	B	N	A	N	B	N	A,B	N	B	N	B	N	A,B	N	A	N	A	N	A,B	N	B
M03306	N	N	N	N	N	N	N	A	N	A	N	N	N	B	N	N	N	A,B	N	N	N	A	N	A	N	N
M03307	N	N	N	N	B	B	N	N	N	B	N	N	N	B	N	N	N	B	N	N	N	N	N	B	N	N
M03308	N	B	N	B	N	B	N	B	N	B	N	B	N	B	N	B	N	B	N	B	N	B	N	B	N	B
M03309	N	N	N	A	N	A	N	N	N	N	N	N	N	A	N	N	N	N	N	N	N	N	N	B	N	N
M03310	N	B	N	A,B	N	A	N	A,B	N	N	N	N	N	A	N	B	N	A	N	A	N	A,B	N	A,B	N	A,B
M03311	N	N	N	N	N	N	N	B	N	N	N	N	N	N	N	B	N	N	N	N	N	B	N	N	N	B
M03312	N	N	N	A,B	N	A,B	N	B	N	N	N	N	N	A,B	N	N	N	N	N	A	N	A,B	N	A	N	A
Number of males	12	12	12	12	12	12	12	12	12	12	12	12	12	12	12	12	12	12	12	12	12	12	12	12	12	12
N	12	8	12	6	10	4	12	5	12	4	12	9	12	4	12	5	12	6	12	7	12	3	12	2	12	5
A	0	0	0	3	0	4	0	4	0	1	0	1	0	3	0	0	0	3	0	3	0	4	0	4	0	2
B	0	4	0	5	2	5	0	5	0	7	0	3	0	6	0	7	0	5	0	2	0	7	0	8	0	6
D	0	0	0	0	0	0	0	0	0	0	0	0	0	0	0	0	0	0	0	0	0	0	0	0	0	0

Pre: Before administration, Post: after administration.

N: Normal.

A: Salivation.

B: Soiled hair.

D: Reddish urine.

(Continued)

Appendix 1-3 (Continued) Individual general signs of male rats

(silane, ethenyltrimethoxy- group at 250 mg/kg)

Male No.	Days of administration																									
	27		28		29		30		31		32		33		34		35		36		37		38		39	
	Pre	Post	Pre	Post	Pre	Post	Pre	Post	Pre	Post	Pre	Post	Pre	Post	Pre	Post	Pre	Post	Pre	Post	Pre	Post	Pre	Post	Pre	Post
M03301	N	N	N	N	N	N	N	B	N	N	N	A	N	N	N	N	N	B	N	N	N	N	N	N	N	B
M03302	N	B	N	B	N	N	N	N	N	B	N	N	N	N	N	B	N	B	N	N	N	N	N	N	N	B
M03303	N	B	N	N	N	B	N	B	N	N	N	B	N	N	N	B	N	B	N	B	N	B	N	B	N	B
M03304	N	N	N	N	N	B	N	B	N	N	N	B	N	B	N	N	N	B	N	N	N	N	N	B	N	N
M03305	N	N	N	A	N	N	N	A	N	N	N	B	N	A	N	B	N	N	N	N	N	B	N	N	N	A,B
M03306	N	N	N	A	N	B	N	N	N	N	N	N	N	N	N	N	N	N	N	N	N	N	N	N	N	N
M03307	N	N	N	N	N	N	N	N	N	B	N	B	N	N	N	B	N	N	N	B	N	N	N	N	N	N
M03308	N	B	N	N	N	B	N	B	N	B	N	N	N	B	N	B	N	N	N	B	N	N	N	B	N	B
M03309	N	N	N	A	N	N	N	N	N	N	N	A	N	B	N	N	N	N	N	B	N	A	N	A	N	A
M03310	N	A,B	N	A	N	A,B	N	N	N	A,B	N	N	N	A	N	A,B	N	B	N	B	N	A	N	B	N	B
M03311	N	B	N	N	N	B	N	B	N	B	N	N	N	N	N	B	N	B	N	B	N	N	N	N	N	N
M03312	N	A	N	A	N	N	N	N	N	A	N	N	N	N	N	A	N	N	N	N	N	A	N	N	N	N
Number of males	12	12	12	12	12	12	12	12	12	12	12	12	12	12	12	12	12	12	12	12	12	12	12	12	12	12
N	12	6	12	6	12	6	12	6	12	6	12	6	12	7	12	4	12	6	12	6	12	7	12	7	12	5
A	0	2	0	5	0	1	0	1	0	2	0	2	0	2	0	2	0	0	0	0	0	3	0	1	0	2
B	0	5	0	1	0	6	0	5	0	5	0	4	0	3	0	7	0	6	0	6	0	2	0	4	0	6
D	0	0	0	0	0	0	0	0	0	0	0	0	0	0	0	0	0	0	0	0	0	0	0	0	0	0

Pre: Before administration, Post: after administration.

(Continued)

N: Normal.
A: Salivation.
B: Soiled hair.
D: Reddish urine.

Appendix 1-3 (Continued) Individual general signs of male rats

(silane, ethenyltrimethoxy- group at 250 mg/kg)

Male No.	Days of administration							Total[a)]		
	40		41		42		43			
	Pre	Post	Pre	Post	Pre	Post		A	B	D
M03301	N	N	N	B	N	N	N	+	+	-
M03302	N	A,B	N	B	N	B	N	+	+	-
M03303	N	N	N	B	N	A	N	+	+	+
M03304	N	N	N	B	N	N	N	-	+	+
M03305	N	A	N	B	N	N	N	+	+	-
M03306	N	N	N	B	N	N	N	+	+	-
M03307	N	N	N	N	N	B		-	+	+
M03308	N	B	N	B	N	B		+	+	-
M03309	N	N	N	A	N	N		+	+	-
M03310	N	A,B	N	N	N	A		+	+	+
M03311	N	N	N	N	N	N		-	+	-
M03312	N	A	N	N	N	N		+	+	-
Number of males	12	12	12	12	12	12	6	12	12	12
N	12	7	12	4	12	7	6	-	-	-
A	0	4	0	1	0	2	0	9	-	-
B	0	3	0	7	0	3	0	-	12	-
D	0	0	0	0	0	0	0	-	-	4

Pre: Before administration, Post: after administration. (Continued)

N: Normal.

A: Salivation.

B: Soiled hair.

D: Reddish urine.

a): Number of males showing abnormal signs at least once between Days 1 and 43 of administration.

-: Not observed, +: observed.

Appendix 1-3 (Continued) Individual general signs of male rats

(silane, ethenyltrimethoxy- group at 250 mg/kg)

Male No.	Days of recovery														
	1	2	3	4	5	6	7	8	9	10	11	12	13	14	15
M03307	N	N	N	N	N	N	N	N	N	N	N	N	N	N	N
M03308	N	N	N	N	N	N	N	N	N	N	N	N	N	N	N
M03309	N	N	N	N	N	N	N	N	N	N	N	N	N	N	N
M03310	N	N	N	N	N	N	N	N	N	N	N	N	N	N	N
M03311	N	N	N	N	N	N	N	N	N	N	N	N	N	N	N
M03312	N	N	N	N	N	N	N	N	N	N	N	N	N	N	N
Number of males	6	6	6	6	6	6	6	6	6	6	6	6	6	6	6
N	6	6	6	6	6	6	6	6	6	6	6	6	6	6	6

N: Normal.

Appendix 1-4 Individual general signs of male rats

(silane, ethenyltrimethoxy- group at 1000 mg/kg)

Male No.	Days of administration																									
	1		2		3		4		5		6		7		8		9		10		11		12		13	
	Pre	Post	Pre	Post	Pre	Post	Pre	Post	Pre	Post	Pre	Post	Pre	Post	Pre	Post	Pre	Post	Pre	Post	Pre	Post	Pre	Post	Pre	Post
M04401	N	D	N	B,D	N	N	B	B	B	B	B	B	N	B	N	A,B,D	N	A,B,D	D	A	B	B	N	B,D	B	B
M04402	N	B,D	N	B,D	N	N	N	B,D	N	N	N	B,D	N	B	N	A,B,D	N	B	N	A,B	N	B	N	B	N	B
M04403	N	B,D	B	B,D	N	B	N	B,D	N	B	N	B,D	N	A,B,D	N	A	N	A,B,D	D	A,B,D	N	A	N	A,B	N	A,B,D
M04404	N	B	N	B	N	N	N	B,D	N	B	N	B	N	A,B	N	B	N	A,B	N	A,B	N	A	N	A,B	N	A
M04405	N	D	N	N	N	N	N	B,D	N	B,D	B	B	N	A	N	A	N	A	N	B	N	B	N	B	N	A,B
M04406	N	B	N	B,D	B	B	N	B,D	N	B	N	B	N	A,B	N	A,B,D	N	A,B,D	N	B	N	B	N	A,B	N	A,B
M04407	N	B	N	B	N	B,D	N	B,D	N	B,D	N	B	N	B,D	N	B,D	N	B	N	A,B	N	A,B	N	A,B	N	A,B
M04408	N	N	B	B,D	N	N	B	B	B	B	B	B	N	B,D	B	B,D	N	B	N	B,D	N	B	N	B	N	B
M04409	N	B,D	N	B,D	N	B	N	B	N	B,D	N	B	N	B	N	A,B	N	A,B	N	A,B	N	B	N	A,B	N	B
M04410	N	B	N	B	N	B	N	B	N	B	N	B	N	N	N	A,B	N	A,B	N	A,B	N	A,B	N	A,B	N	B
M04411	N	B,D	N	B,D	N	N	N	B	N	N	N	B	N	A	N	A,B	N	A,B	N	A,B	N	A,B	N	A,B	N	B
M04412	N	N	N	B,D	N	B,D,H	B	B,D	N	B	N	B	N	B	N	A	N	B	N	A	B	A,B	N	A,B	N	A
Number of males	12	12	12	12	12	12	12	12	12	12	12	12	12	12	12	12	12	12	12	12	12	12	12	12	12	12
N	12	2	10	1	11	6	9	0	10	2	9	0	12	1	11	0	12	0	10	0	10	0	12	0	11	0
A	0	0	0	0	0	0	0	0	0	0	0	0	0	5	0	9	0	8	0	9	0	6	0	8	0	6
B	0	8	2	11	1	6	3	12	2	10	3	12	0	9	1	9	0	11	0	10	2	10	0	12	1	10
C	0	0	0	0	0	0	0	0	0	0	0	0	0	0	0	0	0	0	0	0	0	0	0	0	0	0
D	0	6	0	8	0	2	0	7	0	3	0	2	0	3	0	5	0	3	2	2	0	0	0	1	0	1
E	0	0	0	0	0	0	0	0	0	0	0	0	0	0	0	0	0	0	0	0	0	0	0	0	0	0
F	0	0	0	0	0	0	0	0	0	0	0	0	0	0	0	0	0	0	0	0	0	0	0	0	0	0
G	0	0	0	0	0	0	0	0	0	0	0	0	0	0	0	0	0	0	0	0	0	0	0	0	0	0
H	0	0	0	0	0	1	0	0	0	0	0	0	0	0	0	0	0	0	0	0	0	0	0	0	0	0
I	0	0	0	0	0	0	0	0	0	0	0	0	0	0	0	0	0	0	0	0	0	0	0	0	0	0
J	0	0	0	0	0	0	0	0	0	0	0	0	0	0	0	0	0	0	0	0	0	0	0	0	0	0
Z	0	0	0	0	0	0	0	0	0	0	0	0	0	0	0	0	0	0	0	0	0	0	0	0	0	0

Pre: Before administration, Post: after administration.

(Continued)

N: Normal.
A: Salivation.
B: Soiled hair.
C: Decrease in locomotor activity.
D: Reddish urine.
E: Hypothermia.
F: Perioral smudge.
G: Perianal soil.
H: Diarrhea.
I: Bradypnea.
J: Piloerection.
Z: Death.

Appendix 1-4 (Continued) Individual general signs of male rats

(silane, ethenyltrimethoxy- group at 1000 mg/kg)

Male No.	Days of administration																									
	14		15		16		17		18		19		20		21		22		23		24		25		26	
	Pre	Post	Pre	Post	Pre	Post	Pre	Post	Pre	Post	Pre	Post	Pre	Post	Pre	Post	Pre	Post	Pre	Post	Pre	Post	Pre	Post	Pre	Post
M04401	B,C	B,C	B,C,E	B,C,E	Z																					
M04402	N	B	N	B,D	N	B	N	B	N	B	N	D	N	B	N	N	N	A,B,D	N	B,D	N	A,B	N	A,B,D	N	A,B
M04403	N	A,B	N	A,B	N	A,B	N	A,B	N	A,B	N	A,B	N	N	N	A,B	N	A,B	N	A,B	N	A,B	N	A,B	N	A
M04404	N	B	N	A,B	N	B	N	B	N	B	N	A,B	N	A,B	N	B	N	A,B	N	B	N	B	N	B	N	B
M04405	N	B	N	B	B	B	N	B	N	B	N	B	N	A,B	N	B	N	A,B	N	A,B	N	A,B	N	A,B	N	B
M04406	N	A	N	A,B	N	A,B	N	A,B	N	A,B	N	A	N	N	N	A	N	N	N	A	N	A,B	N	A,B	N	A,B
M04407	N	A,B	N	B	N	B	N	B	N	B	N	A,B	N	B	N	A	N	N	N	A,B	N	A	N	B	N	B
M04408	N	B	N	B	B	B	N	B	N	B	N	B	N	B	N	B	N	A,B	N	A	N	A,B	N	A,B	N	B
M04409	N	A,B	N	B	N	B	N	B	N	N	N	B,D	N	A	N	N	N	A	N	N	N	N	N	N	N	N
M04410	N	B	N	B	N	A,B	N	A,B	N	A,B	N	A,B	N	A,B	N	B	N	A,B	N	N	N	B	N	B	N	N
M04411	B	A,B	N	A,B	N	N	N	A,B	N	A,B	N	A,B	N	B	N	A,B	N	A	N	A,B	N	A	N	A	N	A,B
M04412	B	B,C,H	B,F	B,C,F,G,H	B,C,E,F,G	B,C,E,F,G,I,J	Z																			
Number of males	12	12	12	12	12	11	11	10	10	10	10	10	10	10	10	10	10	10	10	10	10	10	10	10	10	10
N	9	0	10	0	8	1	10	0	10	1	10	0	10	2	10	2	10	2	10	2	10	1	10	1	10	2
A	0	5	0	4	0	3	0	4	0	4	0	6	0	4	0	4	0	8	0	6	0	7	0	6	0	4
B	3	11	2	12	3	10	0	10	0	9	0	8	0	7	0	6	0	6	0	6	0	7	0	8	0	7
C	1	2	1	2	1	1	0	0	0	0	0	0	0	0	0	0	0	0	0	0	0	0	0	0	0	0
D	0	0	0	1	0	0	0	0	0	0	0	2	0	0	0	0	0	1	0	1	0	0	0	1	0	0
E	0	0	1	1	1	1	0	0	0	0	0	0	0	0	0	0	0	0	0	0	0	0	0	0	0	0
F	0	0	1	1	1	1	0	0	0	0	0	0	0	0	0	0	0	0	0	0	0	0	0	0	0	0
G	0	0	0	1	1	1	0	0	0	0	0	0	0	0	0	0	0	0	0	0	0	0	0	0	0	0
H	0	1	0	1	0	0	0	0	0	0	0	0	0	0	0	0	0	0	0	0	0	0	0	0	0	0
I	0	0	0	0	0	1	0	0	0	0	0	0	0	0	0	0	0	0	0	0	0	0	0	0	0	0
J	0	0	0	0	0	1	0	0	0	0	0	0	0	0	0	0	0	0	0	0	0	0	0	0	0	0
Z	0	0	0	0	1	0	1	0	0	0	0	0	0	0	0	0	0	0	0	0	0	0	0	0	0	0

Pre: Before administration, Post: after administration.

(Continued)

N: Normal.
A: Salivation.
B: Soiled hair.
C: Decrease in locomotor activity.
D: Reddish urine.
E: Hypothermia.
F: Perioral smudge.
G: Perianal soil.
H: Diarrhea.
I: Bradypnea.
J: Piloerection.
Z: Death.

Appendix 1-4 (Continued) Individual general signs of male rats

(silane, ethenyltrimethoxy- group at 1000 mg/kg)

Male No.	Days of administration																									
	27		28		29		30		31		32		33		34		35		36		37		38		39	
	Pre	Post	Pre	Post	Pre	Post	Pre	Post	Pre	Post	Pre	Post	Pre	Post	Pre	Post	Pre	Post	Pre	Post	Pre	Post	Pre	Post	Pre	Post
M04401	Death on Day 16 of administration																									
M04402	N	A	N	N	N	B	N	A,B,D	N	B	N	A	N	N	N	N	N	N	N	A	N	A	N	A	N	A,B
M04403	N	A	N	A,B	N	A	N	B	N	A	N	A	N	A	N	A	N	A,B	N	A	N	A	N	A,B	N	A
M04404	N	N	N	A,B	N	A,B	N	A	N	B	N	N	N	A,B	N	B	N	A,B	N	A,B	N	N	N	N	N	N
M04405	N	B	N	A,B	N	A,B	N	A,B	N	B	N	A,B	N	A,B	N	A,B	N	A	N	A	N	B,D	N	A,B	N	B
M04406	N	A	N	A	N	A	N	A	N	A,B	N	B	N	A,B	N	A	N	A	N	B	N	A,B	N	A	N	A,B
M04407	N	B	N	A	N	A	N	B	N	N	N	N	N	A	N	A,B	N	N	N	B	N	B	N	B	N	N
M04408	N	B	N	B	N	N	N	N	N	B	N	B	N	A,B	N	N	N	B	N	N	N	B	N	A,B	N	B
M04409	N	B	N	A	N	A	N	A,B	N	N	N	N	N	N	N	N	N	A	N	N	N	A	N	A	N	A
M04410	N	B	N	A,B	N	A,B	N	A,B	N	A,B	N	A	N	A,B	N	B	N	A	N	B	N	A,B	N	B	N	B
M04411	N	A,B	N	N	N	B	N	B	N	A,B	N	A,B	N	A,B	N	A	N	A,B	N	B	N	A,B	N	A,B	N	A,B
M04412	Death on Day 17 of administration																									
Number of males	10	10	10	10	10	10	10	10	10	10	10	10	10	10	10	10	10	10	10	10	10	10	10	10	10	10
N	10	1	10	2	10	1	10	1	10	2	10	3	10	2	10	3	10	2	10	2	10	1	10	1	10	2
A	0	4	0	7	0	7	0	6	0	4	0	5	0	8	0	5	0	7	0	4	0	6	0	7	0	5
B	0	6	0	5	0	5	0	7	0	7	0	4	0	6	0	4	0	4	0	5	0	6	0	6	0	6
C	0	0	0	0	0	0	0	0	0	0	0	0	0	0	0	0	0	0	0	0	0	0	0	0	0	0
D	0	0	0	0	0	0	0	1	0	0	0	0	0	0	0	0	0	0	0	0	0	1	0	0	0	0
E	0	0	0	0	0	0	0	0	0	0	0	0	0	0	0	0	0	0	0	0	0	0	0	0	0	0
F	0	0	0	0	0	0	0	0	0	0	0	0	0	0	0	0	0	0	0	0	0	0	0	0	0	0
G	0	0	0	0	0	0	0	0	0	0	0	0	0	0	0	0	0	0	0	0	0	0	0	0	0	0
H	0	0	0	0	0	0	0	0	0	0	0	0	0	0	0	0	0	0	0	0	0	0	0	0	0	0
I	0	0	0	0	0	0	0	0	0	0	0	0	0	0	0	0	0	0	0	0	0	0	0	0	0	0
J	0	0	0	0	0	0	0	0	0	0	0	0	0	0	0	0	0	0	0	0	0	0	0	0	0	0
Z	0	0	0	0	0	0	0	0	0	0	0	0	0	0	0	0	0	0	0	0	0	0	0	0	0	0

Pre: Before administration, Post: after administration.

(Continued)

N: Normal.
A: Salivation.
B: Soiled hair.
C: Decrease in locomotor activity.
D: Reddish urine.
E: Hypothermia.
F: Perioral smudge.
G: Perianal soil.
H: Diarrhea.
I: Bradypnea.
J: Piloerection.
Z: Death.

Appendix 1-4 (Continued) Individual general signs of male rats

(silane, ethenyltrimethoxy- group at 1000 mg/kg)

Male No.	Days of administration							Total[a)]										
	40		41		42		43											
	Pre	Post	Pre	Post	Pre	Post		A	B	C	D	E	F	G	H	I	J	Z
M04401	Death on Day 16 of administration							+	+	+	+	+	-	-	-	-	-	+
M04402	N	B,D	N	A	N	B	N	+	+	-	+	-	-	-	-	-	-	-
M04403	N	N	N	A	N	A	N	+	+	-	+	-	-	-	-	-	-	-
M04404	N	N	N	A	N	N	N	+	+	-	+	-	-	-	-	-	-	-
M04405	N	N	N	A,B	N	A,B	N	+	+	-	+	-	-	-	-	-	-	-
M04406	N	A	N	A	N	A	N	+	+	-	+	-	-	-	-	-	-	-
M04407	N	B	N	A,B	N	B		+	+	-	+	-	-	-	-	-	-	-
M04408	N	B	N	B	N	B		+	+	-	+	-	-	-	-	-	-	-
M04409	N	N	N	A	N	B		+	+	-	+	-	-	-	-	-	-	-
M04410	N	A,B	N	A,B	N	A		+	+	-	-	-	-	-	-	-	-	-
M04411	N	A,B	N	A,B	N	A,B		+	+	-	+	-	-	-	-	-	-	-
M04412	Death on Day 17 of administration							+	+	+	+	+	+	+	+	+	+	+
Number of males	10	10	10	10	10	10	5	12	12	12	12	12	12	12	12	12	12	12
N	10	4	10	0	10	1	5	-	-	-	-	-	-	-	-	-	-	-
A	0	3	0	9	0	5	0	12	-	-	-	-	-	-	-	-	-	-
B	0	5	0	5	0	6	0	-	12	-	-	-	-	-	-	-	-	-
C	0	0	0	0	0	0	0	-	-	2	-	-	-	-	-	-	-	-
D	0	1	0	0	0	0	0	-	-	-	11	-	-	-	-	-	-	-
E	0	0	0	0	0	0	0	-	-	-	-	2	-	-	-	-	-	-
F	0	0	0	0	0	0	0	-	-	-	-	-	1	-	-	-	-	-
G	0	0	0	0	0	0	0	-	-	-	-	-	-	1	-	-	-	-
H	0	0	0	0	0	0	0	-	-	-	-	-	-	-	1	-	-	-
I	0	0	0	0	0	0	0	-	-	-	-	-	-	-	-	1	-	-
J	0	0	0	0	0	0	0	-	-	-	-	-	-	-	-	-	1	-
Z	0	0	0	0	0	0	0	-	-	-	-	-	-	-	-	-	-	2

Pre: Before administration, Post: after administration. (Continued)

N: Normal.
A: Salivation.
B: Soiled hair.
C: Decrease in locomotor activity.
D: Reddish urine.
E: Hypothermia.
F: Perioral smudge.
G: Perianal soil.
H: Diarrhea.
I: Bradypnea.
J: Piloerection.
Z: Death.
a): Number of males showing abnormal signs at least once between Days 1 and 43 of administration.
-: Not observed, +: observed.

Appendix 1-4 (Continued) Individual general signs of male rats

(silane, ethenyltrimethoxy- group at 1000 mg/kg)

Male No.	Days of recovery														
	1	2	3	4	5	6	7	8	9	10	11	12	13	14	15
M04407	N	N	N	N	N	N	N	N	N	N	N	N	N	N	N
M04408	N	N	N	N	N	N	N	N	N	N	N	N	N	N	N
M04409	N	N	N	N	N	N	N	N	N	N	N	N	N	N	N
M04410	N	N	N	N	N	N	N	N	N	N	N	N	N	N	N
M04411	N	N	N	N	N	N	N	N	N	N	N	N	N	N	N
M04412	Death on Day 17 of administration														
Number of males	5	5	5	5	5	5	5	5	5	5	5	5	5	5	5
N	5	5	5	5	5	5	5	5	5	5	5	5	5	5	5

N: Normal.

Appendix 2-1 Individual general signs of female rats

(Control group)

Female No.	Days of administration																											
	1		2		3		4		5		6		7		8		9		10		11		12		13		14	
	Pre	Post	Pre	Post	Pre	Post	Pre	Post	Pre	Post	Pre	Post	Pre	Post	Pre	Post	Pre	Post	Pre	Post	Pre	Post	Pre	Post	Pre	Post	Pre	Post
F01151	N	N	N	N	N	N	N	N	N	N	N	N	N	N	N	N	N	N	N	N	N	N	N	N	N	N	N	N
F01152	N	N	N	N	N	N	N	N	N	N	N	N	N	N	N	N	N	N	N	N	N	N	N	N	N	N	N	N
F01153	N	N	N	N	N	N	N	N	N	N	N	N	N	N	N	N	N	N	N	N	N	N	N	N	N	N	N	N
F01154	N	N	N	N	N	N	N	N	N	N	N	N	N	N	N	N	N	N	N	N	N	N	N	N	N	N	N	N
F01155	N	N	N	N	N	N	N	N	N	N	N	N	N	N	N	N	N	N	N	N	N	N	N	N	N	N	N	N
F01156	N	N	N	N	N	N	N	N	N	N	N	N	N	N	N	N	N	N	N	N	N	N	N	N	N	N	N	N
F01157	N	N	N	N	N	N	N	N	N	N	N	N	N	N	N	N	N	N	N	N	N	N	N	N	N	N	N	N
F01158	N	N	N	N	N	N	N	N	N	N	N	N	N	N	N	N	N	N	N	N	N	N	N	N	N	N	N	N
F01159	N	N	N	N	N	N	N	N	N	N	N	N	N	N	N	N	N	N	N	N	N	N	N	N	N	N	N	N
F01160	N	N	N	N	N	N	N	N	N	N	N	N	N	N	N	N	N	N	N	N	N	N	N	N	N	N	N	N
F01161	N	N	N	N	N	N	N	N	N	N	N	N	N	N	N	N	N	N	N	N	N	N	N	N	N	N	N	N
F01162	N	N	N	N	N	N	N	N	N	N	N	N	N	N	N	N	N	N	N	N	N	N	N	N	N	N	N	N
Number of females	12	12	12	12	12	12	12	12	12	12	12	12	12	12	12	12	12	12	12	12	12	12	12	12	12	12	12	12
N	12	12	12	12	12	12	12	12	12	12	12	12	12	12	12	12	12	12	12	12	12	12	12	12	12	12	12	12

Pre: Before administration, Post: after administration.
N: Normal.

(Continued)

Appendix 2-1 (Continued) Individual general signs of female rats

(Control group)

Female No.	Days of administration																														
	15*		16		17		18		19		20		21		22		23		24		25		26		27		28		29		30
	Pre	Post	Pre	Post	Pre	Post	Pre	Post	Pre	Post	Pre	Post	Pre	Post	Pre	Post	Pre	Post	Pre	Post	Pre	Post	Pre	Post	Pre	Post	Pre	Post	Pre	Post	
F01151	N	N	N	N	N	N	N	N																							
F01152	N	N	N	N	N	N	N	N																							
F01153	N	N	N	N	N	N																									
F01154	N	N	N	N	N	N	N	N																							
F01155	N	N	N	N	N	N	N	N																							
F01156	N	N																													
F01157	N	N																													
F01158	N	N	N	N	N	N																									
F01159	N	N																													
F01160	N	N	N	N	N	N																									
F01161	N	N																													
F01162	N	N	N	N	N	N	N	N																							
Number of females	12	12	8	8	8	8	5	5	0	0	0	0	0	0	0	0	0	0	0	0	0	0	0	0	0	0	0	0	0	0	0
N	12	12	8	8	8	8	5	5	-	-	-	-	-	-	-	-	-	-	-	-	-	-	-	-	-	-	-	-	-	-	-

Pre: Before administration, Post: after administration.
*: Commencement of pairing.
N: Normal.

Appendix 2-2 Individual general signs of female rats

(silane, ethenyltrimethoxy- group at 62.5 mg/kg)

Female No.	Days of administration																											
	1		2		3		4		5		6		7		8		9		10		11		12		13		14	
	Pre	Post	Pre	Post	Pre	Post	Pre	Post	Pre	Post	Pre	Post	Pre	Post	Pre	Post	Pre	Post	Pre	Post	Pre	Post	Pre	Post	Pre	Post	Pre	Post
F02251	N	N	N	N	N	N	N	N	N	N	N	N	N	N	N	N	N	N	N	N	N	N	N	N	N	N	N	N
F02252	N	N	N	N	N	N	N	N	N	N	N	N	N	N	N	N	N	N	N	N	N	N	N	N	N	N	N	N
F02253	N	N	N	N	N	N	N	N	N	N	N	N	N	N	N	N	N	N	N	N	N	N	N	N	N	N	N	N
F02254	N	N	N	N	N	N	N	N	N	N	N	N	N	N	N	N	N	N	N	N	N	N	N	N	N	N	N	N
F02255	N	N	N	N	N	N	N	N	N	N	N	N	N	N	N	N	N	N	N	N	N	N	N	N	N	N	N	N
F02256	N	N	N	N	N	N	N	N	N	N	N	N	N	N	N	N	N	N	N	N	N	N	N	N	N	N	N	N
F02257	N	N	N	N	N	N	N	N	N	N	N	N	N	N	N	N	N	N	N	N	N	N	N	N	N	N	N	N
F02258	N	N	N	N	N	N	N	N	N	N	N	N	N	N	N	N	N	N	N	N	N	N	N	N	N	N	N	N
F02259	N	N	N	N	N	N	N	N	N	N	N	N	N	N	N	N	N	N	N	N	N	N	N	N	N	N	N	N
F02260	N	N	N	N	N	N	N	N	N	N	N	N	N	N	N	N	N	N	N	N	N	N	N	N	N	N	N	N
F02261	N	N	N	N	N	N	N	N	N	N	N	N	N	N	N	N	N	N	N	N	N	N	N	N	N	N	N	N
F02262	N	N	N	N	N	N	N	N	N	N	N	N	N	N	N	N	N	N	N	N	N	N	N	N	N	N	N	N
Number of females	12	12	12	12	12	12	12	12	12	12	12	12	12	12	12	12	12	12	12	12	12	12	12	12	12	12	12	12
N	12	12	12	12	12	12	12	12	12	12	12	12	12	12	12	12	12	12	12	12	12	12	12	12	12	12	12	12

Pre: Before administration, Post: after administration.
N: Normal.

(Continued)

Appendix 2-2 (Continued) Individual general signs of female rats

(silane, ethenyltrimethoxy- group at 62.5 mg/kg)

Female No.	Days of administration																														
	15*		16		17		18		19		20		21		22		23		24		25		26		27		28		29		30
	Pre	Post	Pre	Post	Pre	Post	Pre	Post	Pre	Post	Pre	Post	Pre	Post	Pre	Post	Pre	Post	Pre	Post	Pre	Post	Pre	Post	Pre	Post	Pre	Post	Pre	Post	
F02251	N	N	N	N	N	N	N	N																							
F02252	N	N	N	N	N	N	N	N	N	N	N	N	N	N	N	N	N	N	N	N	N	N	N	N	N	N	N	N	N	N	N
F02253	N	N	N	N	N	N	N	N																							
F02254	N	N																													
F02255	N	N																													
F02256	N	N																													
F02257	N	N																													
F02258	N	N																													
F02259	N	N																													
F02260	N	N																													
F02261	N	N	N	N																											
F02262	N	N	N	N	N	N																									
Number of females	12	12	5	5	4	4	3	3	1	1	1	1	1	1	1	1	1	1	1	1	1	1	1	1	1	1	1	1	1	1	1
N	12	12	5	5	4	4	3	3	1	1	1	1	1	1	1	1	1	1	1	1	1	1	1	1	1	1	1	1	1	1	1

Pre: Before administration, Post: after administration.
*: Commencement of pairing.
N: Normal.

Appendix 2-3 Individual general signs of female rats

(silane, ethenyltrimethoxy- group at 250 mg/kg)

Female No.	Days of administration																											
	1		2		3		4		5		6		7		8		9		10		11		12		13		14	
	Pre	Post	Pre	Post	Pre	Post	Pre	Post	Pre	Post	Pre	Post	Pre	Post	Pre	Post	Pre	Post	Pre	Post	Pre	Post	Pre	Post	Pre	Post	Pre	Post
F03351	N	N	N	N	N	N	N	N	N	N	N	N	N	N	N	N	N	N	N	N	N	N	N	N	N	N	N	N
F03352	N	D	N	N	N	N	N	N	N	N	N	N	N	N	N	N	N	N	N	N	N	N	N	N	N	B	N	B
F03353	N	N	N	N	N	N	N	N	N	N	N	N	N	N	N	N	N	B	N	B	N	N	N	N	N	N	N	B
F03354	N	N	N	N	N	N	N	N	N	N	N	B	N	N	N	N	N	B	N	N	N	N	N	N	N	B	N	N
F03355	N	D	N	B	N	N	N	N	N	N	N	B	N	N	N	B	N	N	N	N	N	N	N	N	N	B	N	B
F03356	N	N	N	B	N	N	N	N	N	N	N	N	N	N	N	N	N	N	N	N	N	N	N	N	N	N	N	N
F03357	N	N	N	N	N	N	N	N	N	N	N	N	N	N	N	N	N	N	N	N	N	N	N	N	N	B	N	N
F03358	N	N	N	N	N	N	N	N	N	N	N	B,D	N	N	N	B	N	B	N	N	N	N	N	N	N	N	N	N
F03359	N	D	N	N	N	N	N	N	N	N	N	N	N	N	N	N	N	N	N	N	N	N	N	N	N	B	N	N
F03360	N	N	N	N	N	N	N	N	N	N	N	N	N	N	N	N	N	N	N	N	N	N	N	N	N	N	N	N
F03361	N	N	N	N	N	N	N	N	N	N	N	N	N	N	N	N	N	N	N	N	N	N	N	N	N	N	N	A
F03362	N	N	N	N	N	N	N	N	N	N	N	N	N	N	N	N	N	N	N	N	N	N	N	A	N	N	N	N
Number of females	12	12	12	12	12	12	12	12	12	12	12	12	12	12	12	12	12	12	12	12	12	12	12	12	12	12	12	12
N	12	9	12	10	12	12	12	12	12	12	12	9	12	12	12	10	12	9	12	11	12	12	12	11	12	7	12	8
A	0	0	0	0	0	0	0	0	0	0	0	0	0	0	0	0	0	0	0	0	0	0	0	1	0	0	0	1
B	0	0	0	2	0	0	0	0	0	0	0	3	0	0	0	2	0	3	0	1	0	0	0	0	0	5	0	3
D	0	3	0	0	0	0	0	0	0	0	0	1	0	0	0	0	0	0	0	0	0	0	0	0	0	0	0	0

Pre: Before administration, Post: after administration.

(Continued)

N: Normal.
A: Salivation.
B: Soiled hair.
D: Reddish urine.

Appendix 2-3 (Continued) Individual general signs of female rats

(silane, ethenyltrimethoxy- group at 250 mg/kg)

Female No.	Days of administration																														Total[a)]		
	15*		16		17		18		19		20		21		22		23		24		25		26		27		28		29		30			
	Pre	Post	Pre	Post	Pre	Post	Pre	Post	Pre	Post	Pre	Post	Pre	Post	Pre	Post	Pre	Post	Pre	Post	Pre	Post	Pre	Post	Pre	Post	Pre	Post	Pre	Post		A	B	D
F03351	N	N																														-	-	-
F03352	B	N	B	B	N	B	N	B	N	N	N	B	N	B	N	B	N	B	N	B	N	B	N	N	N	N	N	B	N	N	N	-	+	+
F03353	N	B																														-	+	-
F03354	N	N	N	B	N	N																										-	+	-
F03355	N	B	N	N																												-	+	+
F03356	N	B	N	N																												-	+	-
F03357	N	B																														-	+	-
F03358	N	N																														-	+	+
F03359	N	B	B	N	N	N	N	N	N	N	N	N	N	N	N	N	N	N	N	B	N	N	N	N	N	N	N	N				-	+	+
F03360	N	N																														-	-	-
F03361	N	N																														+	-	-
F03362	N	N	B	B	N	B	N	B																								+	+	-
Number of females	12	12	6	6	4	4	3	3	2	2	2	2	2	2	2	2	2	2	2	2	2	2	2	2	2	2	2	2	1	1	1	12	12	12
N	11	7	3	3	4	2	3	1	2	2	2	1	2	1	2	1	2	1	2	0	2	1	2	2	2	2	2	1	1	1	1	-	-	-
A	0	0	0	0	0	0	0	0	0	0	0	0	0	0	0	0	0	0	0	0	0	0	0	0	0	0	0	0	0	0	0	2	-	-
B	1	5	3	3	0	2	0	2	0	0	0	1	0	1	0	1	0	1	0	2	0	1	0	0	0	0	0	1	0	0	0	-	9	-
D	0	0	0	0	0	0	0	0	0	0	0	0	0	0	0	0	0	0	0	0	0	0	0	0	0	0	0	0	0	0	0	-	-	4

Pre: Before administration, Post: after administration.
*: Commencement of pairing.
N: Normal.
A: Salivation.
B: Soiled hair.
D: Reddish urine.
a): Number of females showing abnormal signs at least once between Days 1 and 30 of administration.
-: Not observed, +: observed.

Appendix 2-4 Individual general signs of female rats

(silane, ethenyltrimethoxy- group at 1000 mg/kg)

Female No.	Days of administration																											
	1		2		3		4		5		6		7		8		9		10		11		12		13		14	
	Pre	Post	Pre	Post	Pre	Post	Pre	Post	Pre	Post	Pre	Post	Pre	Post	Pre	Post	Pre	Post	Pre	Post	Pre	Post	Pre	Post	Pre	Post	Pre	Post
F04451	N	B,D	B	B	N	B	N	B	N	N	N	B	N	B	N	N	N	N	N	N	N	N	N	N	N	N	N	N
F04452	N	D	N	N	N	N	N	N	N	D	N	N	N	N	N	A,B,D	N	B,D	N	A	N	B	N	A	N	A	N	A
F04453	N	B,D	N	B,D	B	N	N	B	N	D	N	D	N	N	N	N	N	N	N	N	N	A	N	N	N	N	N	A,B
F04454	N	B	N	N	N	B	N	N	N	D	N	B	N	B,D	N	B	N	N	N	N	N	B	N	B	N	N	N	A
F04455	N	B,D	N	N	N	N	N	N	N	B,D	B,C	B,C,D,E,I,J	B,C,E,I	B,C,D,E,I,J	Z													
F04456	N	B,D	B	B	N	B,D	N	B,D	N	B,D	B	B,D	N	N	N	N	N	B,D	N	B,D	B	B	N	A	N	A	N	A
F04457	N	B,D	N	B	N	N	N	N	N	D	N	B,D	N	B,D	N	N	N	N	N	N	N	N	N	A	N	A,B	N	N
F04458	N	B	N	B	N	N	N	B,D	N	D	N	B	N	B,D	N	B	N	A	N	A	N	A,B	N	A,B	N	B	N	A,B
F04459	N	N	N	B	N	B,D	N	D	N	N	N	N	N	N	N	B	N	N	N	N	N	N	N	N	N	N	N	N
F04460	N	N	N	N	N	N	N	B	N	B	N	N	N	N	N	A,B	N	A	N	A	N	A	N	A,B	N	A	N	A,B
F04461	N	B	N	N	N	N	N	N	N	B	N	B,D	N	B,D	N	B	N	B	N	N	N	N	N	A	N	A	N	A,B,D
F04462	N	B	N	B	N	B	N	B,D	N	D	N	D	N	D	N	B	N	N	N	N	N	N	N	N	N	N	N	A
Number of females	12	12	12	12	12	12	12	12	12	12	12	12	12	12	12	11	11	11	11	11	11	11	11	11	11	11	11	11
N	12	2	10	5	11	7	12	5	12	2	10	3	11	5	11	4	11	6	11	7	10	5	11	4	11	5	11	3
A	0	0	0	0	0	0	0	0	0	0	0	0	0	0	0	2	0	2	0	3	0	3	0	6	0	5	0	8
B	0	9	2	7	1	5	0	6	0	4	2	7	1	6	0	7	0	3	0	1	1	4	0	3	0	2	0	4
C	0	0	0	0	0	0	0	0	0	0	1	1	1	1	0	0	0	0	0	0	0	0	0	0	0	0	0	0
D	0	6	0	1	0	2	0	4	0	8	0	6	0	6	0	1	0	2	0	1	0	0	0	0	0	0	0	1
E	0	0	0	0	0	0	0	0	0	0	0	1	1	1	0	0	0	0	0	0	0	0	0	0	0	0	0	0
I	0	0	0	0	0	0	0	0	0	0	0	1	1	1	0	0	0	0	0	0	0	0	0	0	0	0	0	0
J	0	0	0	0	0	0	0	0	0	0	0	1	0	1	0	0	0	0	0	0	0	0	0	0	0	0	0	0
Z	0	0	0	0	0	0	0	0	0	0	0	0	0	0	1	0	0	0	0	0	0	0	0	0	0	0	0	0

Pre: Before administration, Post: after administration.

(Continued)

N: Normal.
A: Salivation.
B: Soiled hair.
C: Decrease in locomotor activity.
D: Reddish urine.
E: Hypothermia.
I: Bradypnea.
J: Piloerection.
Z: Death.

Appendix 2-4 (Continued) Individual general signs of female rats

(silane, ethenyltrimethoxy- group at 1000 mg/kg)

Female No.	Days of administration																																Total[a)]							
	15*		16		17		18		19		20		21		22		23		24		25		26		27		28		29		30									
	Pre	Post	Pre	Post	Pre	Post	Pre	Post	Pre	Post	Pre	Post	Pre	Post	Pre	Post	Pre	Post	Pre	Post	Pre	Post	Pre	Post	Pre	Post	Pre	Post	Pre	Post			A	B	C	D	E	I	J	Z
F04451	N	N	N	B	N	B	N	B	N	A	N	A																					+	+	-	+	-	-	-	-
F04452	N	A	N	A	N	N	N	A,B	N	N	N	N	N	A,B	N	A,B	N	A	N	A	N	A	N	A	N	A,B	N	N	N	B	N		+	+	-	+	-	-	-	-
F04453	N	A,B	N	N	N	A,B	N	A																									+	+	-	+	-	-	-	-
F04454	N	B	N	B	N	N																											+	+	-	+	-	-	-	-
F04455	Death on Day 8 of administration																																-	+	+	+	+	+	+	+
F04456	N	N	N	B	N	B	N	B	N	N																							+	+	-	+	-	-	-	-
F04457	N	A,B																															+	+	-	+	-	-	-	-
F04458	N	A,B	N	B	N	B	N	B																									+	+	-	+	-	-	-	-
F04459	N	B	N	N	N	N	N	N																									-	+	-	+	-	-	-	-
F04460	N	A	N	A,B	N	A,B																											+	+	-	-	-	-	-	-
F04461	N	A,B	N	A,B	N	A	N	A	N	A,B	N	N	N	A,B	N	A,B																	+	+	-	+	-	-	-	-
F04462	N	A	N	N	N	B	N	N	N	N	N	N	N	N	N	N	N	A															+	+	-	+	-	-	-	-
Number of females	11	11	10	10	10	10	8	8	5	5	4	4	3	3	3	3	2	2	1	1	1	1	1	1	1	1	1	1	1	1	1		12	12	12	12	12	12	12	12
N	11	2	10	3	10	3	8	2	5	3	4	3	3	1	3	1	2	0	1	0	1	0	1	0	1	0	1	1	1	0	1		-	-	-	-	-	-	-	-
A	0	7	0	3	0	3	0	3	0	2	0	1	0	2	0	2	0	2	0	1	0	1	0	1	0	1	0	0	0	0	0		10	-	-	-	-	-	-	-
B	0	6	0	6	0	6	0	4	0	1	0	0	0	2	0	2	0	0	0	0	0	0	0	0	0	1	0	0	0	1	0		-	12	-	-	-	-	-	-
C	0	0	0	0	0	0	0	0	0	0	0	0	0	0	0	0	0	0	0	0	0	0	0	0	0	0	0	0	0	0	0		-	-	1	-	-	-	-	-
D	0	0	0	0	0	0	0	0	0	0	0	0	0	0	0	0	0	0	0	0	0	0	0	0	0	0	0	0	0	0	0		-	-	-	11	-	-	-	-
E	0	0	0	0	0	0	0	0	0	0	0	0	0	0	0	0	0	0	0	0	0	0	0	0	0	0	0	0	0	0	0		-	-	-	-	1	-	-	-
I	0	0	0	0	0	0	0	0	0	0	0	0	0	0	0	0	0	0	0	0	0	0	0	0	0	0	0	0	0	0	0		-	-	-	-	-	1	-	-
J	0	0	0	0	0	0	0	0	0	0	0	0	0	0	0	0	0	0	0	0	0	0	0	0	0	0	0	0	0	0	0		-	-	-	-	-	-	1	-
Z	0	0	0	0	0	0	0	0	0	0	0	0	0	0	0	0	0	0	0	0	0	0	0	0	0	0	0	0	0	0	0		-	-	-	-	-	-	-	1

Pre: Before administration, Post: after administration.
*: Commencement of pairing.
N: Normal.
A: Salivation.
B: Soiled hair.
C: Decrease in locomotor activity.
D: Reddish urine.
E: Hypothermia.
I: Bradypnea.
J: Piloerection.
Z: Death.
a): Number of females showing abnormal signs at least once between Days 1 and 30 of administration.
-: Not observed, +: observed.

Appendix 3-1 Individual general signs of dams during pregnancy

(Control group)

Dam No.	Days of pregnancy																													
	0		1		2		3		4		5		6		7		8		9		10		11		12		13		14	
	Pre	Post	Pre	Post	Pre	Post	Pre	Post	Pre	Post	Pre	Post	Pre	Post	Pre	Post	Pre	Post	Pre	Post	Pre	Post	Pre	Post	Pre	Post	Pre	Post	Pre	Post
F01151	N	N	N	N	N	N	N	N	N	N	N	N	N	N	N	N	N	N	N	N	N	N	N	N	N	N	N	N	N	N
F01152	N	N	N	N	N	N	N	N	N	N	N	N	N	N	N	N	N	N	N	N	N	N	N	N	N	N	N	N	N	N
F01153	N	N	N	N	N	N	N	N	N	N	N	N	N	N	N	N	N	N	N	N	N	N	N	N	N	N	N	N	N	N
F01154	N	N	N	N	N	N	N	N	N	N	N	N	N	N	N	N	N	N	N	N	N	N	N	N	N	N	N	N	N	N
F01155	N	N	N	N	N	N	N	N	N	N	N	N	N	N	N	N	N	N	N	N	N	N	N	N	N	N	N	N	N	N
F01156	N	N	N	N	N	N	N	N	N	N	N	N	N	N	N	N	N	N	N	N	N	N	N	N	N	N	N	N	N	N
F01157	N	N	N	N	N	N	N	N	N	N	N	N	N	N	N	N	N	N	N	N	N	N	N	N	N	N	N	N	N	N
F01158	N	N	N	N	N	N	N	N	N	N	N	N	N	N	N	N	N	N	N	N	N	N	N	N	N	N	N	N	N	N
F01159	N	N	N	N	N	N	N	N	N	N	N	N	N	N	N	N	N	N	N	N	N	N	N	N	N	N	N	N	N	N
F01160	N	N	N	N	N	N	N	N	N	N	N	N	N	N	N	N	N	N	N	N	N	N	N	N	N	N	N	N	N	N
F01161	N	N	N	N	N	N	N	N	N	N	N	N	N	N	N	N	N	N	N	N	N	N	N	N	N	N	N	N	N	N
F01162	N	N	N	N	N	N	N	N	N	N	N	N	N	N	N	N	N	N	N	N	N	N	N	N	N	N	N	N	N	N
Number of dams	12	12	12	12	12	12	12	12	12	12	12	12	12	12	12	12	12	12	12	12	12	12	12	12	12	12	12	12	12	12
N	12	12	12	12	12	12	12	12	12	12	12	12	12	12	12	12	12	12	12	12	12	12	12	12	12	12	12	12	12	12

Pre: Before administration, Post: after administration.

N: Normal.

(Continued)

Appendix 3-1 (Continued) Individual general signs of dams during pregnancy

(Control group)

Dam No.	Days of pregnancy																	
	15		16		17		18		19		20		21		22		23	
	Pre	Post	Pre	Post	Pre	Post	Pre	Post	Pre	Post	Pre	Post	Pre	Post	Pre	Post	Pre	Post
F01151	N	N	N	N	N	N	N	N	N	N	N	N	N	N				
F01152	N	N	N	N	N	N	N	N	N	N	N	N	N	N				
F01153	N	N	N	N	N	N	N	N	N	N	N	N	N	N	N	N		
F01154	N	N	N	N	N	N	N	N	N	N	N	N	N	N				
F01155	N	N	N	N	N	N	N	N	N	N	N	N	N	N				
F01156	N	N	N	N	N	N	N	N	N	N	N	N	N	N				
F01157	N	N	N	N	N	N	N	N	N	N	N	N	N	N	N	N		
F01158	N	N	N	N	N	N	N	N	N	N	N	N	N	N				
F01159	N	N	N	N	N	N	N	N	N	N	N	N	N	N				
F01160	N	N	N	N	N	N	N	N	N	N	N	N	N	N				
F01161	N	N	N	N	N	N	N	N	N	N	N	N	N	N				
F01162	N	N	N	N	N	N	N	N	N	N	N	N	N	N				
Number of dams	12	12	12	12	12	12	12	12	12	12	12	12	12	12	2	2	0	0
N	12	12	12	12	12	12	12	12	12	12	12	12	12	12	2	2	-	-

Pre: Before administration, Post: after administration.
N: Normal.

Appendix 3-2 Individual general signs of dams during pregnancy

(silane, ethenyltrimethoxy- group at 62.5 mg/kg)

Dam No.	Days of pregnancy																													
	0		1		2		3		4		5		6		7		8		9		10		11		12		13		14	
	Pre	Post	Pre	Post	Pre	Post	Pre	Post	Pre	Post	Pre	Post	Pre	Post	Pre	Post	Pre	Post	Pre	Post	Pre	Post	Pre	Post	Pre	Post	Pre	Post	Pre	Post
F02251	N	N	N	N	N	N	N	N	N	N	N	N	N	N	N	N	N	N	N	N	N	N	N	N	N	N	N	N	N	N
F02252	Non-copulation																													
F02253	N	N	N	N	N	N	N	N	N	N	N	N	N	N	N	N	N	N	N	N	N	N	N	N	N	N	N	N	N	N
F02254	N	N	N	N	N	N	N	N	N	N	N	N	N	N	N	N	N	N	N	N	N	N	N	N	N	N	N	N	N	N
F02255	N	N	N	N	N	N	N	N	N	N	N	N	N	N	N	N	N	N	N	N	N	N	N	N	N	N	N	N	N	N
F02256	N	N	N	N	N	N	N	N	N	N	N	N	N	N	N	N	N	N	N	N	N	N	N	N	N	N	N	N	N	N
F02257	N	N	N	N	N	N	N	N	N	N	N	N	N	N	N	N	N	N	N	N	N	N	N	N	N	N	N	N	N	N
F02258	N	N	N	N	N	N	N	N	N	N	N	N	N	N	N	N	N	N	N	N	N	N	N	N	N	N	N	N	N	N
F02259	N	N	N	N	N	N	N	N	N	N	N	N	N	N	N	N	N	N	N	N	N	N	N	N	N	N	N	N	N	N
F02260	N	N	N	N	N	N	N	N	N	N	N	N	N	N	N	N	N	N	N	N	N	N	N	N	N	N	N	N	N	N
F02261	N	N	N	N	N	N	N	N	N	N	N	N	N	N	N	N	N	N	N	N	N	N	N	N	N	N	N	N	N	N
F02262	N	N	N	N	N	N	N	N	N	N	N	N	N	N	N	N	N	N	N	N	N	N	N	N	N	N	N	N	N	N
Number of dams	11	11	11	11	11	11	11	11	11	11	11	11	11	11	11	11	11	11	11	11	11	11	11	11	11	11	11	11	11	11
N	11	11	11	11	11	11	11	11	11	11	11	11	11	11	11	11	11	11	11	11	11	11	11	11	11	11	11	11	11	11

Pre: Before administration, Post: after administration.
N: Normal.

(Continued)

Appendix 3-2 (Continued) Individual general signs of dams during pregnancy

(silane, ethenyltrimethoxy- group at 62.5 mg/kg)

Dam No.	Days of pregnancy																	
	15		16		17		18		19		20		21		22		23	
	Pre	Post	Pre	Post	Pre	Post	Pre	Post	Pre	Post	Pre	Post	Pre	Post	Pre	Post	Pre	Post
F02251	N	N	N	N	N	N	N	N	N	N	N	N	N	N				
F02252	Non-copulation																	
F02253	N	N	N	N	N	N	N	N	N	N	N	N	N	N				
F02254	N	N	N	N	N	N	N	N	N	N	N	N	N	N	N	N	N	N
F02255	N	N	N	N	N	N	N	N	N	N	N	N	N	N	N	N		
F02256	N	N	N	N	N	N	N	N	N	N	N	N	N	N	N	N		
F02257	N	N	N	N	N	N	N	N	N	N	N	N	N	N				
F02258	N	N	N	N	N	N	N	N	N	N	N	N	N	N				
F02259	N	N	N	N	N	N	N	N	N	N	N	N	N	N				
F02260	N	N	N	N	N	N	N	N	N	N	N	N	N	N	N	N		
F02261	N	N	N	N	N	N	N	N	N	N	N	N	N	N				
F02262	N	N	N	N	N	N	N	N	N	N	N	N	N	N				
Number of dams	11	11	11	11	11	11	11	11	11	11	11	11	11	11	4	4	1	1
N	11	11	11	11	11	11	11	11	11	11	11	11	11	11	4	4	1	1

Pre: Before administration, Post: after administration.
N: Normal.

Appendix 3-3 Individual general signs of dams during pregnancy

(silane, ethenyltrimethoxy- group at 250 mg/kg)

Dam No.	Days of pregnancy																													
	0		1		2		3		4		5		6		7		8		9		10		11		12		13		14	
	Pre	Post	Pre	Post	Pre	Post	Pre	Post	Pre	Post	Pre	Post	Pre	Post	Pre	Post	Pre	Post	Pre	Post	Pre	Post	Pre	Post	Pre	Post	Pre	Post	Pre	Post
F03351	N	N	N	B	N	N	N	N	N	N	N	N	N	N	N	N	N	N	N	B	N	N	N	N	N	N	N	N	N	N
F03352	Non-copulation																													
F03353	N	B	N	B	N	N	N	N	N	N	N	N	N	N	N	N	N	N	N	N	N	B	N	N	N	N	N	N	N	N
F03354	N	N	N	B	N	B	N	B	N	B	N	B	N	N	N	B	N	N	N	N	N	B	N	N	N	N	N	N	N	N
F03355	N	N	N	N	N	N	N	N	N	N	N	B	N	B	N	B	N	A	N	N	N	N	N	N	N	N	N	N	N	N
F03356	N	N	N	N	N	N	N	N	N	N	N	N	N	N	N	N	N	N	N	N	N	N	N	N	N	B	N	N	N	N
F03357	B	B	N	B	N	N	N	N	N	N	N	N	N	N	N	B	N	N	N	N	N	A	N	N	N	N	N	N	N	N
F03358	N	N	N	N	N	N	N	N	N	N	N	N	N	N	N	N	N	N	N	N	N	N	N	N	N	N	N	N	N	N
F03359	N	N	N	B	N	N	N	N	N	N	N	N	N	B	N	N	N	N	N	N	N	B	N	B	N	N	N	N	N	N
F03360	N	N	N	N	N	N	N	N	N	N	N	N	N	N	N	N	N	N	N	N	N	N	N	N	N	N	N	N	N	N
F03361	N	N	N	N	N	N	N	N	N	N	N	N	N	N	N	N	N	N	N	N	N	N	N	N	N	N	N	N	N	N
F03362	N	N	N	N	N	N	N	N	N	N	N	N	N	N	N	A	N	N	N	N	N	N	N	N	N	N	N	N	N	N
Number of dams	11	11	11	11	11	11	11	11	11	11	11	11	11	11	11	11	11	11	11	11	11	11	11	11	11	11	11	11	11	11
N	10	9	11	6	11	10	11	10	11	10	11	9	11	9	11	7	11	10	11	10	11	7	11	10	11	10	11	11	11	11
A	0	0	0	0	0	0	0	0	0	0	0	0	0	0	0	1	0	1	0	0	0	1	0	0	0	0	0	0	0	0
B	1	2	0	5	0	1	0	1	0	1	0	2	0	2	0	3	0	0	0	1	0	3	0	1	0	1	0	0	0	0

Pre: Before administration, Post: after administration.

N: Normal.

A: Salivation.

B: Soiled hair.

(Continued)

Appendix 3-3 (Continued) Individual general signs of dams during pregnancy

(silane, ethenyltrimethoxy- group at 250 mg/kg)

Dam No.	Days of pregnancy																		Total[a]	
	15		16		17		18		19		20		21		22		23			
	Pre	Post	Pre	Post	Pre	Post	Pre	Post	Pre	Post	Pre	Post	Pre	Post	Pre	Post	Pre	Post	A	B
F03351	N	N	N	B	N	N	N	N	N	N	N	N	N	N					-	+
F03352	Non-copulation																			
F03353	N	N	N	N	N	N	N	N	N	N	N	N	N	N					-	+
F03354	N	N	N	B	N	N	N	N	N	N	N	N	N	N					-	+
F03355	N	N	N	N	N	B	N	N	N	N	N	N	N	N	N	B			+	+
F03356	N	B	N	N	N	B	N	N	N	N	N	N	N	N					-	+
F03357	N	N	N	N	N	N	N	N	N	N	N	N	N	N	N	N			+	+
F03358	N	N	N	N	N	N	N	N	N	N	N	N	N	N	N	N			-	-
F03359	N	N	N	N	N	N	N	N	N	N	N	N	N	N	N	N			-	+
F03360	N	N	N	N	N	N	N	N	N	N	N	N	N	N	N	N			-	-
F03361	N	N	N	N	N	N	N	N	N	N	N	N	N	B	N	N			-	+
F03362	N	B	N	A	N	N	N	N	N	N	N	N	N	N					+	+
Number of dams	11	11	11	11	11	11	11	11	11	11	11	11	11	11	6	6	0	0	11	11
N	11	9	11	8	11	9	11	11	11	11	11	11	11	10	6	5	-	-	-	-
A	0	0	0	1	0	0	0	0	0	0	0	0	0	0	0	0	-	-	3	-
B	0	2	0	2	0	2	0	0	0	0	0	0	0	1	0	1	-	-	-	9

Pre: Before administration, Post: after administration.
N: Normal.
A: Salivation.
B: Soiled hair.
a): Number of dams showing abnormal signs at least once between Days 0 and 23 of pregnancy.
-: Not observed, +: observed.

Appendix 3-4 Individual general signs of dams during pregnancy

(silane, ethenyltrimethoxy- group at 1000 mg/kg)

Dam No.	Days of pregnancy																													
	0		1		2		3		4		5		6		7		8		9		10		11		12		13		14	
	Pre	Post	Pre	Post	Pre	Post	Pre	Post	Pre	Post	Pre	Post	Pre	Post	Pre	Post	Pre	Post	Pre	Post	Pre	Post	Pre	Post	Pre	Post	Pre	Post	Pre	Post
F04451	N	A,B	N	B	N	B	N	N	N	A,B	N	A,B	N	A	N	N	N	N	N	A,B	N	N	N	A	N	A,B	N	A,B	N	A,B
F04452	Non-copulation																													
F04453	N	A	N	A,B	N	B	N	A,B	N	A	N	A,B	N	B	N	N	N	A,B	N	B	N	A	N	A,B	N	N	N	N	N	A,B
F04454	N	B	N	B	N	B	N	N	N	N	N	N	N	N	N	N	N	N	N	N	N	N	N	N	N	N	N	N	N	N
F04455	Death on Day 8 of administration																													
F04456	N	A	N	N	N	B	N	N	N	N	N	N	N	N	N	N	N	A	N	B	N	A,B	N	N	N	N	N	N	N	A,B
F04457	N	N	N	A	N	A	N	N	N	A	N	A	N	N	N	N	N	A,B	N	A	N	N	N	N	N	N	N	N	N	N
F04458	N	A,B	N	A	N	N	N	N	N	B	N	B	N	A	N	B	N	A	N	B	N	B	N	A,B	N	B	N	B	N	A,B
F04459	N	N	N	N	N	A	N	A	N	N	N	N	N	A	N	N	N	N	N	N	N	N	N	A	N	N	N	N	N	A
F04460	N	A,B	N	A,B	N	A,B	N	A	N	A,B,D	N	N	N	A,B	N	N	N	A,B	N	N	N	A,B	N	A	N	B	N	A	N	A,B
F04461	N	A,B	N	A,B	N	B	N	B	N	B	N	A,B	N	B	N	B	N	A,B	N	A	N	A	N	B	N	A,B	N	A,B	N	B
F04462	N	A	N	A	N	N	N	N	N	N	N	N	N	N	N	A	N	N	N	N	N	N	N	A	N	B	N	B	N	N
Number of dams	10	10	10	10	10	10	10	10	10	10	10	10	10	10	10	10	10	10	10	10	10	10	10	10	10	10	10	10	10	10
N	10	2	10	2	10	2	10	6	10	4	10	5	10	4	10	7	10	4	10	4	10	5	10	3	10	5	10	5	10	3
A	0	7	0	6	0	3	0	3	0	4	0	4	0	4	0	1	0	6	0	3	0	4	0	6	0	2	0	3	0	6
B	0	5	0	5	0	6	0	2	0	4	0	4	0	3	0	2	0	4	0	4	0	3	0	3	0	5	0	4	0	6
D	0	0	0	0	0	0	0	0	0	1	0	0	0	0	0	0	0	0	0	0	0	0	0	0	0	0	0	0	0	0

Pre: Before administration, Post: after administration.
N: Normal.
A: Salivation.
B: Soiled hair.
D: Reddish urine.

(Continued)

Appendix 3-4 (Continued) Individual general signs of dams during pregnancy

(silane, ethenyltrimethoxy- group at 1000 mg/kg)

Dam No.	Days of pregnancy																		Total[a)]		
	15		16		17		18		19		20		21		22		23				
	Pre	Post	Pre	Post	Pre	Post	Pre	Post	Pre	Post	Pre	Post	Pre	Post	Pre	Post	Pre	Post	A	B	D
F04451	N	B	N	N	N	N	N	N	N	N	N	N	N	N					+	+	-
F04452	Non-copulation																				
F04453	N	A	N	A,B	N	A,B	N	N	N	A	N	N	N	A					+	+	-
F04454	N	N	N	N	N	N	N	N	N	N	N	N	N	N	N	N			-	+	-
F04455	Death on Day 8 of administration																				
F04456	N	A	N	N	N	N	N	N	N	A	N	N	N	N	N	N			+	+	-
F04457	N	A	N	A	N	N	N	B	N	N	N	B	N	B	N	A			+	+	-
F04458	N	A	N	A,B	N	A,B	N	B	N	N	N	B	N	N					+	+	-
F04459	N	N	N	N	N	N	N	N	N	A	N	A	N	A	N	A			+	-	-
F04460	N	A	N	N	N	B	N	A	N	N	N	A	N	A					+	+	+
F04461	N	A	N	B	N	N	N	N	N	A	N	N	N	A	N	N			+	+	-
F04462	N	A	N	A	N	A,B	N	A	N	N	N	A	N	N	N	N			+	+	-
Number of dams	10	10	10	10	10	10	10	10	10	10	10	10	10	10	6	6	0	0	10	10	10
N	10	2	10	5	10	6	10	6	10	6	10	5	10	5	6	4	-	-	-	-	-
A	0	7	0	4	0	3	0	2	0	4	0	3	0	4	0	2	-	-	9	-	-
B	0	1	0	3	0	4	0	2	0	0	0	2	0	1	0	0	-	-	-	9	-
D	0	0	0	0	0	0	0	0	0	0	0	0	0	0	0	0	-	-	-	-	1

Pre: Before administration, Post: after administration.
N: Normal.
A: Salivation.
B: Soiled hair.
D: Reddish urine.
a): Number of dams showing abnormal signs at least once between Days 0 and 23 of pregnancy.
-: Not observed, +: observed.

Appendix 4-1 Individual general signs of dams during lactation

(Control group)

Dam No.	Days of lactation														
	0		1		2		3		4		5		6		7
	Pre	Post	Pre	Post	Pre	Post	Pre	Post	Pre	Post	Pre	Post	Pre	Post	
F01151	N	N	N	N	N	N	N	N	N	N	N	N	N	N	N
F01152	N	N	N	N	N	N	N	N	N	N	N	N	N	N	N
F01153	N	N	N	N	N	N	N	N	N	N	N	N	N	N	N
F01154	N	N	N	N	N	N	N	N	N	N	N	N	N	N	N
F01155	N	N	N	N	N	N	N	N	N	N	N	N	N	N	N
F01156	N	N	N	N	N	N	N	N	N	N	N	N	N	N	N
F01157	N	N	N	N	N	N	N	N	N	N	N	N	N	N	N
F01158	N	N	N	N	N	N	N	N	N	N	N	N	N	N	N
F01159	N	N	N	N	N	N	N	N	N	N	N	N	N	N	N
F01160	N	N	N	N	N	N	N	N	N	N	N	N	N	N	N
F01161	N	N	N	N	N	N	N	N	N	N	N	N	N	N	N
F01162	N	N	N	N	N	N	N	N	N	N	N	N	N	N	N
Number of dams	12	12	12	12	12	12	12	12	12	12	12	12	12	12	12
N	12	12	12	12	12	12	12	12	12	12	12	12	12	12	12

Pre: Before administration, Post: after administration.
N: Normal.

Appendix 4-2 Individual general signs of dams during lactation

(silane, ethenyltrimethoxy- group at 62.5 mg/kg)

Dam No.	Days of lactation														
	0		1		2		3		4		5		6		7
	Pre	Post	Pre	Post	Pre	Post	Pre	Post	Pre	Post	Pre	Post	Pre	Post	
F02251	N	N	N	N	N	N	N	N	N	N	N	N	N	N	N
F02252	Non-copulation														
F02253	N	N	N	N	N	N	N	N	N	N	N	N	N	N	N
F02254	N	N	N	N	N	N	N	N	N	N	N	N	N	N	N
F02255	N	N	N	N	N	N	N	N	N	N	N	N	N	N	N
F02256	N	N	N	N	N	N	N	N	N	N	N	N	N	N	N
F02257	N	N	N	N	N	N	N	N	N	N	N	N	N	N	N
F02258	N	N	N	N	N	N	N	N	N	N	N	N	N	N	N
F02259	N	N	N	N	N	N	N	N	N	N	N	N	N	N	N
F02260	N	N	N	N	N	N	N	N	N	N	N	N	N	N	N
F02261	N	N	N	N	N	N	N	N	N	N	N	N	N	N	N
F02262	N	N	N	N	N	N	N	N	N	N	N	N	N	N	N
Number of dams	11	11	11	11	11	11	11	11	11	11	11	11	11	11	11
N	11	11	11	11	11	11	11	11	11	11	11	11	11	11	11

Pre: Before administration, Post: after administration.
N: Normal.

Appendix 4-3 Individual general signs of dams during lactation

(silane, ethenyltrimethoxy- group at 250 mg/kg)

Dam No.	Days of lactation															Total[a)]	
	0		1		2		3		4		5		6		7		
	Pre	Post	Pre	Post	Pre	Post	Pre	Post	Pre	Post	Pre	Post	Pre	Post		A	B
F03351	N	N	N	N	N	N	N	B	N	N	N	N	N	N	N	-	+
F03352	Non-copulation																
F03353	N	N	N	B	N	N	N	B	N	B	N	N	N	N	N	-	+
F03354	N	N	N	N	N	N	N	N	N	B	N	N	N	N	N	-	+
F03355	N	N	N	B	N	B	N	N	N	B	N	N	N	N	N	-	+
F03356	N	N	N	N	N	N	N	N	N	N	N	N	N	N	N	-	-
F03357	N	N	N	N	N	N	N	N	N	N	N	N	N	N	N	-	-
F03358	N	N	N	N	N	A	N	N	N	N	N	N	N	N	N	+	-
F03359	N	N	N	N	N	N	N	N	N	N	N	N	N	N	N	-	-
F03360	N	N	N	N	N	N	N	N	N	N	N	N	N	N	N	-	-
F03361	N	B	N	N	N	N	N	N	N	N	N	N	N	N	N	-	+
F03362	N	N	N	N	N	N	N	N	N	N	N	N	N	N	N	-	-
Number of dams	11	11	11	11	11	11	11	11	11	11	11	11	11	11	11	11	11
N	11	10	11	9	11	9	11	9	11	8	11	11	11	11	11	-	-
A	0	0	0	0	0	1	0	0	0	0	0	0	0	0	0	1	-
B	0	1	0	2	0	1	0	2	0	3	0	0	0	0	0	-	5

Pre: Before administration, Post: after administration.
N: Normal.
A: Salivation.
B: Soiled hair.
a): Number of dams showing abnormal signs at least once between Days 0 and 7 of lactation.
-: Not observed, +: observed.

Appendix 4-4 Individual general signs of dams during lactation

(silane, ethenyltrimethoxy- group at 1000 mg/kg)

Dam No.	Days of lactation															Total[a)]		
	0		1		2		3		4		5		6		7			
	Pre	Post	Pre	Post	Pre	Post	Pre	Post	Pre	Post	Pre	Post	Pre	Post		A	B	D
F04451	N	N	N	N	N	N	N	A	N	N	N	N	N	N	N	+	-	-
F04452	Non-copulation																	
F04453	N	A	N	N	N	N	N	A	N	N	N	A	N	N	N	+	-	-
F04454	N	N	N	N	N	N	N	A	N	N	N	N	N	N	N	+	-	-
F04455	Death on Day 8 of administration																	
F04456	N	N	N	N	N	N	N	N	N	N	N	N	N	N	N	-	-	-
F04457	N	N	N	N	N	N	N	A	N	B	N	A,B	N	N	N	+	+	-
F04458	N	A	N	A	N	A	N	N	N	N	N	N	N	N	N	+	-	-
F04459	N	N	N	A	N	A	N	N	N	N	N	N	N	N	N	+	-	-
F04460	N	A	N	A	N	A	N	A	N	B	N	N	N	A	N	+	+	-
F04461	N	N	N	N	N	N	N	A	N	N	N	A,B,D	N	N	N	+	+	+
F04462	N	N	N	N	N	A	N	A	N	N	N	N	N	N	N	+	-	-
Number of dams	10	10	10	10	10	10	10	10	10	10	10	10	10	10	10	10	10	10
N	10	7	10	7	10	6	10	3	10	8	10	7	10	9	10	-	-	-
A	0	3	0	3	0	4	0	7	0	0	0	3	0	1	0	9	-	-
B	0	0	0	0	0	0	0	0	0	2	0	2	0	0	0	-	3	-
D	0	0	0	0	0	0	0	0	0	0	0	1	0	0	0	-	-	1

Pre: Before administration, Post: after administration.
N: Normal.
A: Salivation.
B: Soiled hair.
D: Reddish urine.
a): Number of dams showing abnormal signs at least once between Days 0 and 7 of lactation.
-: Not observed, +: observed.

Appendix 5-1 Individual general signs of female rats (recovery group)

(Control group)

Female No.	Days of administration																									
	1		2		3		4		5		6		7		8		9		10		11		12		13	
	Pre	Post	Pre	Post	Pre	Post	Pre	Post	Pre	Post	Pre	Post	Pre	Post	Pre	Post	Pre	Post	Pre	Post	Pre	Post	Pre	Post	Pre	Post
F01171	N	N	N	N	N	N	N	N	N	N	N	N	N	N	N	N	N	N	N	N	N	N	N	N	N	N
F01172	N	N	N	N	N	N	N	N	N	N	N	N	N	N	N	N	N	N	N	N	N	N	N	N	N	N
F01173	N	N	N	N	N	N	N	N	N	N	N	N	N	N	N	N	N	N	N	N	N	N	N	N	N	N
F01174	N	N	N	N	N	N	N	N	N	N	N	N	N	N	N	N	N	N	N	N	N	N	N	N	N	N
F01175	N	N	N	N	N	N	N	N	N	N	N	N	N	N	N	N	N	N	N	N	N	N	N	N	N	N
F01176	N	N	N	N	N	N	N	N	N	N	N	N	N	N	N	N	N	N	N	N	N	N	N	N	N	N
Number of females	6	6	6	6	6	6	6	6	6	6	6	6	6	6	6	6	6	6	6	6	6	6	6	6	6	6
N	6	6	6	6	6	6	6	6	6	6	6	6	6	6	6	6	6	6	6	6	6	6	6	6	6	6

Pre: Before administration, Post: after administration.
N: Normal.

(Continued)

Appendix 5-1 (Continued) Individual general signs of female rats (recovery group)

(Control group)

Female No.	Days of administration																									
	14		15		16		17		18		19		20		21		22		23		24		25		26	
	Pre	Post	Pre	Post	Pre	Post	Pre	Post	Pre	Post	Pre	Post	Pre	Post	Pre	Post	Pre	Post	Pre	Post	Pre	Post	Pre	Post	Pre	Post
F01171	N	N	N	N	N	N	N	N	N	N	N	N	N	N	N	N	N	N	N	N	N	N	N	N	N	N
F01172	N	N	N	N	N	N	N	N	N	N	N	N	N	N	N	N	N	N	N	N	N	N	N	N	N	N
F01173	N	N	N	N	N	N	N	N	N	N	N	N	N	N	N	N	N	N	N	N	N	N	N	N	N	N
F01174	N	N	N	N	N	N	N	N	N	N	N	N	N	N	N	N	N	N	N	N	N	N	N	N	N	N
F01175	N	N	N	N	N	N	N	N	N	N	N	N	N	N	N	N	N	N	N	N	N	N	N	N	N	N
F01176	N	N	N	N	N	N	N	N	N	N	N	N	N	N	N	N	N	N	N	N	N	N	N	N	N	N
Number of females	6	6	6	6	6	6	6	6	6	6	6	6	6	6	6	6	6	6	6	6	6	6	6	6	6	6
N	6	6	6	6	6	6	6	6	6	6	6	6	6	6	6	6	6	6	6	6	6	6	6	6	6	6

Pre: Before administration, Post: after administration.
N: Normal.

(Continued)

Appendix 5-1 (Continued) Individual general signs of female rats (recovery group)

(Control group)

Female No.	Days of administration																									
	27		28		29		30		31		32		33		34		35		36		37		38		39	
	Pre	Post	Pre	Post	Pre	Post	Pre	Post	Pre	Post	Pre	Post	Pre	Post	Pre	Post	Pre	Post	Pre	Post	Pre	Post	Pre	Post	Pre	Post
F01171	N	N	N	N	N	N	N	N	N	N	N	N	N	N	N	N	N	N	N	N	N	N	N	N	N	N
F01172	N	N	N	N	N	N	N	N	N	N	N	N	N	N	N	N	N	N	N	N	N	N	N	N	N	N
F01173	N	N	N	N	N	N	N	N	N	N	N	N	N	N	N	N	N	N	N	N	N	N	N	N	N	N
F01174	N	N	N	N	N	N	N	N	N	N	N	N	N	N	N	N	N	N	N	N	N	N	N	N	N	N
F01175	N	N	N	N	N	N	N	N	N	N	N	N	N	N	N	N	N	N	N	N	N	N	N	N	N	N
F01176	N	N	N	N	N	N	N	N	N	N	N	N	N	N	N	N	N	N	N	N	N	N	N	N	N	N
Number of females	6	6	6	6	6	6	6	6	6	6	6	6	6	6	6	6	6	6	6	6	6	6	6	6	6	6
N	6	6	6	6	6	6	6	6	6	6	6	6	6	6	6	6	6	6	6	6	6	6	6	6	6	6

Pre: Before administration, Post: after administration.
N: Normal.

(Continued)

Appendix 5-1 (Continued) Individual general signs of female rats (recovery group)

(Control group)

Female No.	Days of administration					
	40		41		42	
	Pre	Post	Pre	Post	Pre	Post
F01171	N	N	N	N	N	N
F01172	N	N	N	N	N	N
F01173	N	N	N	N	N	N
F01174	N	N	N	N	N	N
F01175	N	N	N	N	N	N
F01176	N	N	N	N	N	N
Number of females	6	6	6	6	6	6
N	6	6	6	6	6	6

Pre: Before administration, Post: after administration.
N: Normal.

(Continued)

Appendix 5-1 (Continued) Individual general signs of female rats (recovery group)

(Control group)

Female No.	Days of recovery														
	1	2	3	4	5	6	7	8	9	10	11	12	13	14	15
F01171	N	N	N	N	N	N	N	N	N	N	N	N	N	N	N
F01172	N	N	N	N	N	N	N	N	N	N	N	N	N	N	N
F01173	N	N	N	N	N	N	N	N	N	N	N	N	N	N	N
F01174	N	N	N	N	N	N	N	N	N	N	N	N	N	N	N
F01175	N	N	N	N	N	N	N	N	N	N	N	N	N	N	N
F01176	N	N	N	N	N	N	N	N	N	N	N	N	N	N	N
Number of females	6	6	6	6	6	6	6	6	6	6	6	6	6	6	6
N	6	6	6	6	6	6	6	6	6	6	6	6	6	6	6

N: Normal.

Appendix 5-2 Individual general signs of female rats (recovery group)

(silane, ethenyltrimethoxy- group at 250 mg/kg)

Female No.	Days of administration																									
	1		2		3		4		5		6		7		8		9		10		11		12		13	
	Pre	Post	Pre	Post	Pre	Post	Pre	Post	Pre	Post	Pre	Post	Pre	Post	Pre	Post	Pre	Post	Pre	Post	Pre	Post	Pre	Post	Pre	Post
F03371	N	B	N	N	N	N	N	B	N	B	N	B	N	B	N	B	N	N	N	B	N	N	N	B	N	B
F03372	N	N	N	N	N	N	N	N	N	D	N	N	N	N	N	B	N	N	N	N	N	N	N	N	N	B
F03373	N	N	N	N	N	B	N	B	N	B	N	B	N	B	N	B	N	N	N	B	N	N	N	B	N	B
F03374	N	N	N	N	N	N	N	N	N	N	N	N	N	N	N	N	N	N	N	N	N	N	N	N	N	N
F03375	N	B	N	N	N	N	N	N	N	N	N	B	N	N	N	B	N	N	N	N	N	N	N	N	N	N
F03376	N	B	N	N	N	N	N	N	N	N	N	B	B	B	N	N	N	N	N	B	N	A,B	N	N	N	N
Number of females	6	6	6	6	6	6	6	6	6	6	6	6	6	6	6	6	6	6	6	6	6	6	6	6	6	6
N	6	3	6	6	6	5	6	4	6	3	6	2	5	3	6	2	6	6	6	3	6	5	6	4	6	3
A	0	0	0	0	0	0	0	0	0	0	0	0	0	0	0	0	0	0	0	0	0	1	0	0	0	0
B	0	3	0	0	0	1	0	2	0	2	0	4	1	3	0	4	0	0	0	3	0	1	0	2	0	3
D	0	0	0	0	0	0	0	0	0	1	0	0	0	0	0	0	0	0	0	0	0	0	0	0	0	0

Pre: Before administration, Post: after administration.

(Continued)

N: Normal.
A: Salivation.
B: Soiled hair.
D: Reddish urine.

Appendix 5-2 (Continued) Individual general signs of female rats (recovery group)

(silane, ethenyltrimethoxy- group at 250 mg/kg)

Female No.	Days of administration																									
	14		15		16		17		18		19		20		21		22		23		24		25		26	
	Pre	Post	Pre	Post	Pre	Post	Pre	Post	Pre	Post	Pre	Post	Pre	Post	Pre	Post	Pre	Post	Pre	Post	Pre	Post	Pre	Post	Pre	Post
F03371	N	B	N	B	N	N	N	B	N	B	N	B	N	B	N	B	N	B	N	B	N	B	N	N	N	N
F03372	N	B	N	N	N	N	N	N	N	N	N	N	N	B	N	B	N	B	N	N	N	B	N	N	N	B
F03373	N	B	N	N	N	B	N	B	N	B	N	B	N	B	N	B	N	B	N	B	N	B	N	B	N	B
F03374	N	N	N	N	N	N	N	B	N	B	N	B	N	N	N	N	N	B	N	N	N	N	N	N	N	N
F03375	N	B	N	B	N	B	N	N	N	B	N	B	N	B	N	N	N	B	N	B	N	B	N	B	N	B
F03376	N	B	N	B	N	B	B	B	N	B	N	B	N	B	N	B	N	B	N	B	N	B	N	N	N	B
Number of females	6	6	6	6	6	6	6	6	6	6	6	6	6	6	6	6	6	6	6	6	6	6	6	6	6	6
N	6	1	6	3	6	3	5	2	6	1	6	1	6	1	6	2	6	0	6	2	6	1	6	4	6	2
A	0	0	0	0	0	0	0	0	0	0	0	0	0	0	0	0	0	0	0	0	0	0	0	0	0	0
B	0	5	0	3	0	3	1	4	0	5	0	5	0	5	0	4	0	6	0	4	0	5	0	2	0	4
D	0	0	0	0	0	0	0	0	0	0	0	0	0	0	0	0	0	0	0	0	0	0	0	0	0	0

Pre: Before administration, Post: after administration. (Continued)

N: Normal.

A: Salivation.

B: Soiled hair.

D: Reddish urine.

Appendix 5-2 (Continued) Individual general signs of female rats (recovery group)

(silane, ethenyltrimethoxy- group at 250 mg/kg)

Female No.	Days of administration																									
	27		28		29		30		31		32		33		34		35		36		37		38		39	
	Pre	Post	Pre	Post	Pre	Post	Pre	Post	Pre	Post	Pre	Post	Pre	Post	Pre	Post	Pre	Post	Pre	Post	Pre	Post	Pre	Post	Pre	Post
F03371	N	B	N	B	N	B	N	N	N	B	N	B	N	B	N	B	N	B	N	B	N	B	N	N	N	N
F03372	N	N	N	N	N	N	N	N	N	N	N	B	N	N	N	N	N	N	N	N	N	N	N	B	N	N
F03373	N	B	N	B	N	B	N	B	N	N	N	N	N	B	N	B	N	B	N	B	N	N	N	B	N	N
F03374	N	N	N	N	N	B	N	N	N	N	N	N	N	N	N	B	N	N	N	B	N	N	N	N	N	A
F03375	N	B	N	B	N	B	N	B	N	B	N	B	N	N	N	N	N	B	N	B	N	B	N	B	N	B
F03376	N	B	N	N	N	N	N	B	N	B	N	N	N	B	N	B	N	N	N	B	N	N	N	B	N	N
Number of females	6	6	6	6	6	6	6	6	6	6	6	6	6	6	6	6	6	6	6	6	6	6	6	6	6	6
N	6	2	6	3	6	2	6	3	6	3	6	3	6	3	6	2	6	3	6	1	6	4	6	2	6	4
A	0	0	0	0	0	0	0	0	0	0	0	0	0	0	0	0	0	0	0	0	0	0	0	0	0	1
B	0	4	0	3	0	4	0	3	0	3	0	3	0	3	0	4	0	3	0	5	0	2	0	4	0	1
D	0	0	0	0	0	0	0	0	0	0	0	0	0	0	0	0	0	0	0	0	0	0	0	0	0	0

Pre: Before administration, Post: after administration.

(Continued)

N: Normal.
A: Salivation.
B: Soiled hair.
D: Reddish urine.

Appendix 5-2 (Continued) Individual general signs of female rats (recovery group)

(silane, ethenyltrimethoxy- group at 250 mg/kg)

Female No.	Days of administration						Total[a)]		
	40		41		42				
	Pre	Post	Pre	Post	Pre	Post	A	B	D
F03371	N	B	N	B	N	B	-	+	-
F03372	N	N	N	B	N	N	-	+	+
F03373	N	N	N	N	N	B	-	+	-
F03374	N	N	N	N	N	B	+	+	-
F03375	N	B	N	B	N	B	-	+	-
F03376	N	B	N	B	N	B	+	+	-
Number of females	6	6	6	6	6	6	6	6	6
N	6	3	6	2	6	1	-	-	-
A	0	0	0	0	0	0	2	-	-
B	0	3	0	4	0	5	-	6	-
D	0	0	0	0	0	0	-	-	1

Pre: Before administration, Post: after administration. (Continued)
N: Normal.
A: Salivation.
B: Soiled hair.
D: Reddish urine.
a): Number of females showing abnormal signs at least once between Days 1 and 42 of administration.
-: Not observed, +: observed.

Appendix 5-2 (Continued) Individual general signs of female rats (recovery group)

(silane, ethenyltrimethoxy- group at 250 mg/kg)

Female No.	Days of recovery														
	1	2	3	4	5	6	7	8	9	10	11	12	13	14	15
F03371	N	N	N	N	N	N	N	N	N	N	N	N	N	N	N
F03372	N	N	N	N	N	N	N	N	N	N	N	N	N	N	N
F03373	N	N	N	N	N	N	N	N	N	N	N	N	N	N	N
F03374	N	N	N	N	N	N	N	N	N	N	N	N	N	N	N
F03375	N	N	N	N	N	N	N	N	N	N	N	N	N	N	N
F03376	N	N	N	N	N	N	N	N	N	N	N	N	N	N	N
Number of females	6	6	6	6	6	6	6	6	6	6	6	6	6	6	6
N	6	6	6	6	6	6	6	6	6	6	6	6	6	6	6

N: Normal.

Appendix 5-3 Individual general signs of female rats (recovery group)

(silane, ethenyltrimethoxy- group at 1000 mg/kg)

Female No.	Days of administration																									
	1		2		3		4		5		6		7		8		9		10		11		12		13	
	Pre	Post	Pre	Post	Pre	Post	Pre	Post	Pre	Post	Pre	Post	Pre	Post	Pre	Post	Pre	Post	Pre	Post	Pre	Post	Pre	Post	Pre	Post
F04471	N	B	N	B,D	N	B,D	N	D	N	B,D	N	N	N	A	N	B	N	A	N	A	N	A,B	N	A,B	N	A,B
F04472	N	B,D	D	B	N	N	N	N	N	D	N	N	N	N	N	A,B	N	A	N	A	N	N	N	N	N	N
F04473	N	N	N	B	N	B	N	B	N	B	N	N	N	N	N	B	N	N	N	B	N	N	N	N	N	A,B
F04474	N	B	N	B	N	B,D	N	N	N	B	N	N	N	A	N	B	N	A,B	N	A	N	A	N	A	N	A
F04475	N	B	N	N	N	N	N	B,D	B	B,D	N	B	N	A,B	N	B	N	N	N	B,D	N	B	N	B	N	A,B
F04476	N	B,D	N	B	N	B	N	B	N	B,D	N	B	N	A	N	A,B	N	B	N	A	N	A,B	N	A,B	N	A,B
Number of females	6	6	6	6	6	6	6	6	6	6	6	6	6	6	6	6	6	6	6	6	6	6	6	6	6	6
N	6	1	5	1	6	2	6	2	5	0	6	4	6	2	6	0	6	2	6	0	6	2	6	2	6	1
A	0	0	0	0	0	0	0	0	0	0	0	0	0	4	0	2	0	3	0	4	0	3	0	3	0	5
B	0	5	0	5	0	4	0	3	1	5	0	2	0	1	0	6	0	2	0	2	0	3	0	3	0	4
D	0	2	1	1	0	2	0	2	0	4	0	0	0	0	0	0	0	0	0	1	0	0	0	0	0	0

Pre: Before administration, Post: after administration.

(Continued)

N: Normal.
A: Salivation.
B: Soiled hair.
D: Reddish urine.

Appendix 5-3 (Continued) Individual general signs of female rats (recovery group)

(silane, ethenyltrimethoxy- group at 1000 mg/kg)

Female No.	Days of administration																									
	14		15		16		17		18		19		20		21		22		23		24		25		26	
	Pre	Post	Pre	Post	Pre	Post	Pre	Post	Pre	Post	Pre	Post	Pre	Post	Pre	Post	Pre	Post	Pre	Post	Pre	Post	Pre	Post	Pre	Post
F04471	N	A	N	A,B	N	B	N	A,B	N	N	N	B	N	B	N	A,B	N	B	N	B	N	B	N	A	N	A,B
F04472	N	N	N	A	N	N	N	N	N	N	N	N	N	A	N	N	N	A	N	A	N	A,B	N	A	N	A
F04473	N	N	N	N	N	B	N	B	N	B	N	B	N	B	N	A	N	N	N	B	N	N	N	N	N	A
F04474	N	A	N	N	N	N	N	A	N	A	N	A	N	B	N	N	N	A	N	A	N	A	N	A	N	A
F04475	N	A	N	A,B	N	A,B	N	B	N	B	N	N	N	B,D	N	B	N	A	N	A	N	A,B	N	A,B	N	A
F04476	N	B	N	A,B	N	A,B	N	A,B	N	B	N	A,B	N	N	N	A	N	A,B	N	A,B	N	A	N	A,B	N	A,B
Number of females	6	6	6	6	6	6	6	6	6	6	6	6	6	6	6	6	6	6	6	6	6	6	6	6	6	6
N	6	2	6	2	6	2	6	1	6	2	6	2	6	1	6	2	6	1	6	0	6	1	6	1	6	0
A	0	3	0	4	0	2	0	3	0	1	0	2	0	1	0	3	0	4	0	4	0	4	0	5	0	6
B	0	1	0	3	0	4	0	4	0	3	0	3	0	4	0	2	0	2	0	3	0	3	0	2	0	2
D	0	0	0	0	0	0	0	0	0	0	0	0	0	1	0	0	0	0	0	0	0	0	0	0	0	0

Pre: Before administration, Post: after administration.

(Continued)

N: Normal.
A: Salivation.
B: Soiled hair.
D: Reddish urine.

Appendix 5-3 (Continued) Individual general signs of female rats (recovery group)

(silane, ethenyltrimethoxy- group at 1000 mg/kg)

Female No.	Days of administration																									
	27		28		29		30		31		32		33		34		35		36		37		38		39	
	Pre	Post	Pre	Post	Pre	Post	Pre	Post	Pre	Post	Pre	Post	Pre	Post	Pre	Post	Pre	Post	Pre	Post	Pre	Post	Pre	Post	Pre	Post
F04471	N	A,B	N	A,B	N	B	N	N	N	A	N	N	N	B	N	A,B	N	A,B	N	A,B	N	A,B	N	A,B	N	A,B
F04472	N	N	N	A	N	B	N	A,B	N	A	N	N	N	N	N	N	N	A	N	A,B	N	A	N	A	N	N
F04473	N	N	N	B	N	A	N	N	N	N	N	A,B	N	A	N	N	N	A,B	N	A	N	A	N	A,B	N	N
F04474	N	A	N	A	N	A,B	N	A	N	N	N	B	N	N	N	N	N	N	N	N	N	B	N	A,B	N	A
F04475	N	A	N	A,B	N	B	N	N	N	A	N	B	N	A,B	N	B	N	B	N	A,B	N	A,B	N	B	N	B
F04476	N	A	N	A,B	N	A	N	B	N	A,B	N	B	N	A,B	N	A	N	A,B	N	A,B	N	B	N	A,B	N	A,B
Number of females	6	6	6	6	6	6	6	6	6	6	6	6	6	6	6	6	6	6	6	6	6	6	6	6	6	6
N	6	2	6	0	6	0	6	3	6	2	6	2	6	2	6	3	6	1	6	1	6	0	6	0	6	2
A	0	4	0	5	0	3	0	2	0	4	0	1	0	3	0	2	0	4	0	5	0	4	0	5	0	3
B	0	1	0	4	0	4	0	2	0	1	0	4	0	3	0	2	0	4	0	4	0	4	0	5	0	3
D	0	0	0	0	0	0	0	0	0	0	0	0	0	0	0	0	0	0	0	0	0	0	0	0	0	0

Pre: Before administration, Post: after administration.

(Continued)

N: Normal.
A: Salivation.
B: Soiled hair.
D: Reddish urine.

Appendix 5-3 (Continued) Individual general signs of female rats (recovery group)

(silane, ethenyltrimethoxy- group at 1000 mg/kg)

Female No.	Days of administration						Total[a)]		
	40		41		42				
	Pre	Post	Pre	Post	Pre	Post	A	B	D
F04471	N	A	N	A,B	N	B	+	+	+
F04472	N	B	N	B	N	A,B	+	+	+
F04473	N	N	N	N	N	B	+	+	-
F04474	N	A,B	N	A,B	N	A,B	+	+	+
F04475	N	B	N	B	N	A	+	+	+
F04476	N	A,B	N	A,B	N	A,B	+	+	+
Number of females	6	6	6	6	6	6	6	6	6
N	6	1	6	1	6	0	-	-	-
A	0	3	0	3	0	4	6	-	-
B	0	4	0	5	0	5	-	6	-
D	0	0	0	0	0	0	-	-	5

Pre: Before administration, Post: after administration. (Continued)
N: Normal.
A: Salivation.
B: Soiled hair.
D: Reddish urine.
a): Number of females showing abnormal signs at least once between Days 1 and 42 of administration.
-: Not observed, +: observed.

Appendix 5-3 (Continued) Individual general signs of female rats (recovery group)

(silane, ethenyltrimethoxy- group at 1000 mg/kg)

Female No.	Days of recovery														
	1	2	3	4	5	6	7	8	9	10	11	12	13	14	15
F04471	N	N	N	N	N	N	N	N	N	N	N	N	N	N	N
F04472	N	N	N	N	N	N	N	N	N	N	N	N	N	N	N
F04473	N	N	N	N	N	N	N	N	N	N	N	N	N	N	N
F04474	N	N	N	N	N	N	N	N	N	N	N	N	N	N	N
F04475	N	N	N	N	N	N	N	N	N	N	N	N	N	N	N
F04476	N	N	N	N	N	N	N	N	N	N	N	N	N	N	N
Number of females	6	6	6	6	6	6	6	6	6	6	6	6	6	6	6
N	6	6	6	6	6	6	6	6	6	6	6	6	6	6	6

N: Normal.

Appendix 6-1 Individual body weights (g) of male rats

(Control group)

Male No.	Days of administration													Days of recovery				
	1	4	8	11	15	18	22	25	29	32	36	39	42	1	4	8	11	14
M01101	396	391	406	418	433	434	452	458	472	482	491	489	486					
M01102	383	390	393	408	420	426	442	452	467	480	490	505	502					
M01103	415	426	432	450	466	467	486	488	508	525	545	552	562					
M01104	407	416	420	429	436	440	450	461	484	488	502	508	507					
M01105	413	420	434	446	462	464	470	473	491	495	511	519	517					
M01106	399	396	398	410	417	438	449	469	483	498	512	520	531					
M01107	411	414	429	440	452	453	473	483	496	504	521	523	528	530	530	527	526	536
M01108	404	416	432	446	457	450	468	472	495	510	526	533	537	542	551	554	555	557
M01109	376	384	396	408	410	415	425	433	444	451	461	464	469	472	477	486	487	491
M01110	395	402	423	437	443	441	461	472	491	502	514	523	530	533	539	551	552	561
M01111	409	416	430	442	443	448	461	473	493	502	521	529	533	539	546	562	566	582
M01112	383	394	409	424	427	431	430	437	452	460	473	481	487	494	498	507	512	523
Number of males	12	12	12	12	12	12	12	12	12	12	12	12	12	6	6	6	6	6
Mean	399	405	417	430	439	442	456	464	481	491	506	512	516	518	524	531	533	542
S.D.	13	14	16	16	18	15	18	17	19	21	24	24	26	29	30	30	30	32

Appendix 6-2 Individual body weights (g) of male rats

(silane, ethenyltrimethoxy- group at 62.5 mg/kg)

Male No.	Days of administration													Days of recovery				
	1	4	8	11	15	18	22	25	29	32	36	39	42	1	4	8	11	14
M02201	397	405	419	424	431	435	447	445	457	468	481	489	483					
M02202	384	387	401	412	423	422	440	450	460	470	478	485	498					
M02203	399	395	404	411	417	430	440	451	474	490	503	510	508					
M02204	410	408	414	419	423	440	452	463	472	485	504	511	507					
M02205	418	416	413	422	422	424	432	438	452	467	475	480	475					
M02206	402	405	423	437	456	462	480	492	504	508	508	502	479					
M02207	377	380	394	400	408	412	427	434	451	456	463	468	476	481	487	495	501	507
M02208	413	421	426	433	441	448	467	483	509	509	528	544	553	557	560	579	579	588
M02209	371	375	377	386	394	391	405	418	426	441	451	454	454	463	464	473	473	482
M02210	397	405	402	406	420	435	458	466	485	489	500	507	512	516	523	537	534	537
M02211	417	412	413	423	431	430	443	457	479	486	496	498	504	512	517	524	528	539
M02212	397	414	409	425	431	450	464	465	491	501	512	521	532	535	545	551	562	565
Number of males	12	12	12	12	12	12	12	12	12	12	12	12	12	6	6	6	6	6
Mean	399	402	408	417	425	432	446	455	472	481	492	497	498	511	516	527	530	536
S.D.	15	15	14	14	16	19	20	21	24	21	22	24	27	34	36	38	39	38
Significance																		
Statistical method	DU	DU	DU	DU	DT	DU	DU	DU	DU	DU	DU	DU	DU	DU	DU	DU	DU	DU

DU: Analysis by Dunnett's test.
DT: Analysis by Dunnett type mean rank test.

Appendix 6-3 Individual body weights (g) of male rats

(silane, ethenyltrimethoxy- group at 250 mg/kg)

Male No.	Days of administration													Days of recovery				
	1	4	8	11	15	18	22	25	29	32	36	39	42	1	4	8	11	14
M03301	413	408	400	413	419	428	439	444	461	470	482	482	480					
M03302	374	376	372	380	387	395	413	420	434	436	448	442	447					
M03303	394	396	403	413	427	431	442	453	472	485	497	497	503					
M03304	375	373	377	384	391	387	404	415	432	440	455	461	460					
M03305	392	392	402	414	421	424	441	455	470	488	493	505	506					
M03306	405	410	424	434	458	463	475	479	497	506	525	531	535					
M03307	398	405	412	423	427	431	440	448	459	469	482	493	485	491	499	512	512	521
M03308	402	398	402	412	415	426	436	441	452	459	467	477	477	477	488	499	502	510
M03309	396	401	406	417	427	431	438	446	460	470	481	487	490	493	510	520	516	526
M03310	416	418	432	444	448	456	473	482	490	504	519	517	522	527	537	545	555	571
M03311	406	413	430	440	455	457	471	479	492	502	504	513	515	520	530	535	541	548
M03312	423	433	444	462	475	476	496	499	513	519	530	535	535	540	545	557	556	568
Number of males	12	12	12	12	12	12	12	12	12	12	12	12	12	6	6	6	6	6
Mean	400	402	409	420	429	434	447	455	469	479	490	495	496	508	518	528	530	541
S.D.	15	17	21	23	26	26	27	25	25	26	26	28	28	25	23	22	23	26
Significance																		
Statistical method	DU	DU	DU	DU	DT	DU	DU	DU	DU	DU	DU	DU	DU	DU	DU	DU	DU	DU

DU: Analysis by Dunnett's test.
DT: Analysis by Dunnett type mean rank test.

Appendix 6-4 Individual body weights (g) of male rats

(silane, ethenyltrimethoxy- group at 1000 mg/kg)

Male No.	Days of administration													Days of recovery				
	1	4	8	11	15	18	22	25	29	32	36	39	42	1	4	8	11	14
M04401	395	375	386	353	288	Death on Day 16 of administration												
M04402	407	384	384	400	410	395	412	419	429	430	434	431	438					
M04403	402	391	385	395	395	400	405	415	421	430	434	438	441					
M04404	411	410	413	426	426	424	443	450	461	471	470	462	461					
M04405	379	363	363	376	385	388	389	399	408	417	428	427	427					
M04406	414	404	408	417	427	425	422	426	435	451	455	458	457					
M04407	378	363	370	376	386	391	398	404	404	419	432	436	431	439	452	466	467	471
M04408	419	393	402	413	427	437	445	443	451	452	467	469	455	463	475	496	511	529
M04409	382	374	391	401	405	393	397	412	418	425	430	443	446	451	462	480	488	499
M04410	420	416	416	425	431	437	445	454	458	478	489	494	466	466	511	531	546	562
M04411	393	364	367	378	392	395	414	416	436	430	438	450	444	428	458	474	483	495
M04412	401	374	383	345	287	Death on Day 17 of administration												
Number of males	12	12	12	12	12	10	10	10	10	10	10	10	10	5	5	5	5	5
Mean	400	384	389	392	388	409	417	424	432	440	448	451	447	449	472	489	499	511
S.D.	15	19	18	27	50	20	21	19	20	22	21	20	13	16	24	26	31	35
Significance		**	**	**	**	**	**	**	**	**	**	**	**	**	*			
Statistical method	DU	DU	DU	DU	DT	DU	DU	DU	DU	DU	DU	DU	DU	DU	DU	DU	DU	DU

Significantly different from control group (*: P<0.05, **: P<0.01).
DU: Analysis by Dunnett's test.
DT: Analysis by Dunnett type mean rank test.

Appendix 7-1 Individual body weights (g) of female rats

(Control group)

Female No.	Days of administration									
	1	4	8	11	15	18	22	25	29	30
F01151	270	273	279	283	283	296				
F01152	259	256	269	272	279	283				
F01153	269	268	272	287	296					
F01154	260	253	258	259	264	276				
F01155	253	250	255	256	259	271				
F01156	252	258	262	260	269					
F01157	254	259	263	273	282					
F01158	252	250	262	265	266					
F01159	255	258	263	276	285					
F01160	246	249	262	263	264					
F01161	250	244	250	269	265					
F01162	269	275	269	272	276	280				
Number of females	12	12	12	12	12	5				
Mean	257	258	264	270	274	281				
S.D.	8	10	8	10	11	9				

Appendix 7-2 Individual body weights (g) of female rats

(silane, ethenyltrimethoxy- group at 62.5 mg/kg)

Female No.	Days of administration									
	1	4	8	11	15	18	22	25	29	30
F02251	244	242	241	244	250	258				
F02252	263	268	274	279	280	310	340	357	360	339
F02253	265	270	283	285	293	297				
F02254	267	263	276	286	298					
F02255	245	246	252	262	266					
F02256	257	252	262	261	268					
F02257	260	258	270	266	286					
F02258	270	272	284	292	296					
F02259	254	259	268	270	278					
F02260	256	259	261	277	285					
F02261	255	267	276	286	289					
F02262	252	262	272	276	288					
Number of females	12	12	12	12	12	3	1	1	1	1
Mean	257	260	268	274	281	288	340	357	360	339
S.D.	8	9	13	14	14	27	-	-	-	-
Significance										
Statistical method	DU	DU	DU	DU	DU	DU	NA	NA	NA	NA

DU: Analysis by Dunnett's test.
NA: Not analyzed.

Appendix 7-3 Individual body weights (g) of female rats

(silane, ethenyltrimethoxy- group at 250 mg/kg)

Female No.	Days of administration									
	1	4	8	11	15	18	22	25	29	30
F03351	252	254	260	267	272					
F03352	268	279	283	288	289	298	312	319	319	306
F03353	261	272	282	284	299					
F03354	250	248	250	261	264					
F03355	255	246	254	267	276					
F03356	257	255	270	278	295					
F03357	267	265	275	287	290					
F03358	251	257	262	271	274					
F03359	245	248	252	253	258	275	288	295		
F03360	264	262	265	267	273					
F03361	270	269	270	283	290					
F03362	252	257	262	259	261	269				
Number of females	12	12	12	12	12	3	2	2	1	1
Mean	258	259	265	272	278	281	300	307	319	306
S.D.	8	10	11	12	14	15	-	-	-	-
Significance										
Statistical method	DU	DU	DU	DU	DU	DU	NA	NA	NA	NA

DU: Analysis by Dunnett's test.
NA: Not analyzed.

Appendix 7-4 Individual body weights (g) of female rats

(silane, ethenyltrimethoxy- group at 1000 mg/kg)

Female No.	Days of administration									
	1	4	8	11	15	18	22	25	29	30
F04451	265	254	254	255	281	289				
F04452	256	246	252	254	257	270	287	301	315	288
F04453	246	227	231	226	237	233				
F04454	262	235	243	255	265					
F04455	254	213	Death on Day 8 of administration							
F04456	244	229	245	259	279	281				
F04457	255	243	250	247	253					
F04458	271	269	260	269	274	274				
F04459	265	265	263	270	273	285				
F04460	253	249	265	265	269					
F04461	269	262	257	264	278	294	293			
F04462	253	233	267	280	294	285	300			
Number of females	12	12	11	11	11	8	3	1	1	1
Mean	258	244	253	259	269	276	293	301	315	288
S.D.	9	17	11	14	16	19	7	-	-	-
Significance		*								
Statistical method	DU	DU	DU	DU	DU	DU	NA	NA	NA	NA

Significantly different from control group (*: P<0.05).
DU: Analysis by Dunnett's test.
NA: Not analyzed.

Appendix 8-1 Individual body weights (g) of dams during pregnancy

(Control group)

Dam No.	Days of pregnancy			
	0	7	14	21
F01151	297	337	373	483
F01152	289	311	351	426
F01153	272	324	369	441
F01154	271	302	329	411
F01155	276	308	341	435
F01156	277	308	340	436
F01157	280	319	359	445
F01158	262	300	320	406
F01159	285	306	328	414
F01160	262	288	336	419
F01161	275	308	354	440
F01162	285	319	363	455
Number of dams	12	12	12	12
Mean	278	311	347	434
S.D.	10	13	17	21

Appendix 8-2 Individual body weights (g) of dams during pregnancy

(silane, ethenyltrimethoxy- group at 62.5 mg/kg)

Dam No.	Days of pregnancy			
	0	7	14	21
F02251	262	288	318	407
F02252	Non-copulation			
F02253	301	340	382	481
F02254	295	328	353	388
F02255	267	303	333	424
F02256	268	314	344	429
F02257	284	317	346	417
F02258	298	328	367	446
F02259	282	311	342	429
F02260	275	316	351	434
F02261	289	329	373	460
F02262	286	318	353	424
Number of dams	11	11	11	11
Mean	282	317	351	431
S.D.	13	14	18	25
Significance				
Statistical method	DU	DU	DU	DU

DU: Analysis by Dunnett's test.

Appendix 8-3 Individual body weights (g) of dams during pregnancy

(silane, ethenyltrimethoxy- group at 250 mg/kg)

Dam No.	Days of pregnancy			
	0	7	14	21
F03351	279	303	341	423
F03352	Non-copulation			
F03353	297	342	369	468
F03354	270	292	327	410
F03355	281	309	355	449
F03356	293	321	353	454
F03357	292	325	375	484
F03358	280	321	365	473
F03359	296	306	334	386
F03360	273	307	337	421
F03361	289	328	377	477
F03362	266	299	338	425
Number of dams	11	11	11	11
Mean	283	314	352	443
S.D.	11	15	18	32
Significance				
Statistical method	DU	DU	DU	DU

DU: Analysis by Dunnett's test.

Appendix 8-4 Individual body weights (g) of dams during pregnancy

(silane, ethenyltrimethoxy- group at 1000 mg/kg)

Dam No.	Days of pregnancy			
	0	7	14	21
F04451	291	310	345	395
F04452	Non-copulation			
F04453	239	266	291	371
F04454	264	285	309	395
F04455	Death on Day 8 of administration			
F04456	269	291	325	401
F04457	261	280	312	393
F04458	277	310	351	430
F04459	287	314	348	422
F04460	275	305	337	425
F04461	293	312	338	409
F04462	288	306	367	433
Number of dams	10	10	10	10
Mean	274	298	332	407
S.D.	17	16	23	20
Significance				*
Statistical method	DU	DU	DU	DU

Significantly different from control group (*: P<0.05).
DU: Analysis by Dunnett's test.

Appendix 9-1 Individual body weights (g) of dams during lactation

(Control group)

Dam No.	Days of lactation		
	0	4	6
F01151	351	365	351
F01152	326	342	330
F01153	341	344	336
F01154	316	323	309
F01155	329	346	323
F01156	321	320	310
F01157	340	346	344
F01158	303	313	295
F01159	330	312	303
F01160	312	313	311
F01161	326	328	319
F01162	342	358	341
Number of dams	12	12	12
Mean	328	334	323
S.D.	14	18	18

Appendix 9-2 Individual body weights (g) of dams during lactation

(silane, ethenyltrimethoxy- group at 62.5 mg/kg)

Dam No.	Days of lactation		
	0	4	6
F02251	294	321	307
F02252	Non-copulation		
F02253	359	373	350
F02254	351	354	357
F02255	286	319	306
F02256	315	350	334
F02257	332	335	333
F02258	340	346	336
F02259	321	349	330
F02260	310	334	325
F02261	368	357	358
F02262	350	357	352
Number of dams	11	11	11
Mean	330	345	335
S.D.	27	16	18
Significance			
Statistical method	DU	DU	DU

DU: Analysis by Dunnett's test.

Appendix 9-3 Individual body weights (g) of dams during lactation

(silane, ethenyltrimethoxy- group at 250 mg/kg)

Dam No.	Days of lactation		
	0	4	6
F03351	331	332	312
F03352	Non-copulation		
F03353	363	368	356
F03354	322	311	311
F03355	328	337	331
F03356	347	339	325
F03357	336	341	341
F03358	318	341	339
F03359	319	331	323
F03360	311	334	318
F03361	364	386	366
F03362	326	333	319
Number of dams	11	11	11
Mean	333	341	331
S.D.	18	20	18
Significance			
Statistical method	DU	DU	DU

DU: Analysis by Dunnett's test.

Appendix 9-4 Individual body weights (g) of dams during lactation

(silane, ethenyltrimethoxy- group at 1000 mg/kg)

Dam No.	Days of lactation		
	0	4	6
F04451	300	337	319
F04452	Non-copulation		
F04453	282	287	288
F04454	306	324	318
F04455	Death on Day 8 of administration		
F04456	265	300	289
F04457	296	315	299
F04458	322	336	334
F04459	311	317	317
F04460	321	339	327
F04461	286	302	291
F04462	344	355	347
Number of dams	10	10	10
Mean	303	321	313
S.D.	23	21	20
Significance	*		
Statistical method	DU	DU	DU

Significantly different from control group (*: P<0.05).
DU: Analysis by Dunnett's test.

Appendix 10-1 Individual body weights (g) of female rats (recovery group)

(Control group)

Female No.	Days of administration													Days of recovery				
	1	4	8	11	15	18	22	25	29	32	36	39	42	1	4	8	11	14
F01171	262	270	280	288	302	316	326	327	334	336	344	344	352	346	354	359	357	363
F01172	277	271	285	288	295	303	306	308	309	313	324	324	330	324	330	336	340	354
F01173	262	265	274	277	277	294	308	309	327	339	363	355	348	349	340	341	335	339
F01174	277	283	292	295	299	307	315	321	327	328	338	335	341	340	346	347	339	346
F01175	250	248	251	255	256	262	266	264	266	267	274	278	282	279	284	290	290	291
F01176	265	264	276	287	292	300	306	307	315	314	318	326	330	332	339	347	342	344
Number of females	6	6	6	6	6	6	6	6	6	6	6	6	6	6	6	6	6	6
Mean	266	267	276	282	287	297	305	306	313	316	327	327	331	328	332	337	334	340
S.D.	10	11	14	14	17	19	20	22	25	26	30	27	25	26	25	24	23	25

Appendix 10-2 Individual body weights (g) of female rats (recovery group)

(silane, ethenyltrimethoxy- group at 250 mg/kg)

Female No.	Days of administration													Days of recovery				
	1	4	8	11	15	18	22	25	29	32	36	39	42	1	4	8	11	14
F03371	256	258	270	265	270	281	283	290	298	295	297	294	302	298	305	307	309	314
F03372	264	272	283	284	290	287	286	288	289	296	298	300	306	304	311	323	321	321
F03373	252	252	274	267	280	284	298	288	295	303	311	304	313	307	314	317	316	312
F03374	270	276	283	290	293	291	297	305	310	316	320	323	318	322	326	334	331	337
F03375	271	278	285	286	286	288	291	300	303	308	317	311	312	320	314	321	325	335
F03376	271	275	290	292	297	296	304	309	321	321	332	327	328	331	327	337	346	353
Number of females	6	6	6	6	6	6	6	6	6	6	6	6	6	6	6	6	6	6
Mean	264	269	281	281	286	288	293	297	303	307	313	310	313	314	316	323	325	329
S.D.	8	11	7	12	10	5	8	9	11	11	13	13	9	13	9	11	13	16
Significance																		
Statistical method	DU	DU	DU	DU	DU	DT	DU	DU	DU	DU	DU	DU	DU	DU	DU	DU	DU	DU

DU: Analysis by Dunnett's test.
DT: Analysis by Dunnett type mean rank test.

Appendix 10-3 Individual body weights (g) of female rats (recovery group)

(silane, ethenyltrimethoxy- group at 1000 mg/kg)

Female No.	Days of administration													Days of recovery				
	1	4	8	11	15	18	22	25	29	32	36	39	42	1	4	8	11	14
F04471	261	269	267	298	311	306	313	316	325	326	326	328	333	330	334	338	335	347
F04472	275	268	271	268	269	264	279	279	279	285	294	301	291	297	298	305	303	314
F04473	277	274	283	282	293	301	315	311	305	301	308	303	310	305	316	320	324	330
F04474	251	245	242	266	287	297	313	299	326	344	356	351	335	333	330	333	336	341
F04475	266	263	266	269	275	274	299	310	305	311	334	341	351	352	356	355	355	359
F04476	263	264	262	264	263	262	272	270	268	274	283	276	283	281	291	299	302	310
Number of females	6	6	6	6	6	6	6	6	6	6	6	6	6	6	6	6	6	6
Mean	266	264	265	275	283	284	299	298	301	307	317	317	317	316	321	325	326	334
S.D.	10	10	13	13	18	20	19	19	24	26	27	28	27	26	24	21	21	19
Significance																		
Statistical method	DU	DU	DU	DU	DU	DT	DU	DU	DU	DU	DU	DU	DU	DU	DU	DU	DU	DU

DU: Analysis by Dunnett's test.
DT: Analysis by Dunnett type mean rank test.

Appendix 11-1 Individual food consumption (g/day) of male rats

(Control group)

Male No.	Days of administration								Days of recovery			
	2	5	9	12	30	33	37	40	2	5	9	12
M01101	17	16	20	18	21	18	18	15				
M01102	23	22	17	18	20	17	20	15				
M01103	24	24	24	24	23	22	22	20				
M01104	25	24	23	21	24	21	17	20				
M01105	22	25	23	21	21	20	21	16				
M01106	16	21	24	20	24	22	24	25				
M01107	21	19	23	20	19	22	21	19	18	17	23	23
M01108	23	21	20	20	22	21	22	19	22	22	23	24
M01109	24	19	17	19	19	16	17	14	19	19	24	26
M01110	17	20	22	18	20	19	18	18	18	21	22	26
M01111	27	20	20	19	24	21	18	20	20	25	24	28
M01112	22	23	22	18	25	19	21	18	21	20	22	26
Number of males	12	12	12	12	12	12	12	12	6	6	6	6
Mean	22	21	21	20	22	20	20	18	20	21	23	26
S.D.	3	3	2	2	2	2	2	3	2	3	1	2

Appendix 11-2 Individual food consumption (g/day) of male rats

(silane, ethenyltrimethoxy- group at 62.5 mg/kg)

Male No.	Days of administration								Days of recovery			
	2	5	9	12	30	33	37	40	2	5	9	12
M02201	17	23	19	19	20	19	18	15				
M02202	18	19	17	21	20	16	15	17				
M02203	21	21	17	22	23	22	22	19				
M02204	19	21	20	21	17	21	19	19				
M02205	18	24	21	21	23	19	22	20				
M02206	24	23	22	22	22	21	17	15				
M02207	17	17	20	19	21	19	20	17	20	22	25	24
M02208	16	22	21	22	28	21	26	25	28	33	30	36
M02209	14	18	16	18	21	23	20	17	20	21	23	22
M02210	15	20	15	23	23	20	17	17	19	25	25	26
M02211	18	22	24	24	21	24	22	22	20	23	26	28
M02212	23	20	25	24	25	20	24	23	27	29	31	30
Number of males	12	12	12	12	12	12	12	12	6	6	6	6
Mean	18	21	20	21	22	20	20	19	22	26	27	28
S.D.	3	2	3	2	3	2	3	3	4	5	3	5
Significance	*										*	
Statistical method	DU	DU	DU	DT	DU	DT	DU	DU	DU	DT	DU	DT

Significantly different from control group (*: P<0.05).
DU: Analysis by Dunnett's test.
DT: Analysis by Dunnett type mean rank test.

Appendix 11-3 Individual food consumption (g/day) of male rats

(silane, ethenyltrimethoxy- group at 250 mg/kg)

Male No.	Days of administration								Days of recovery			
	2	5	9	12	30	33	37	40	2	5	9	12
M03301	18	18	20	20	21	19	17	18				
M03302	16	15	16	15	18	16	16	15				
M03303	18	20	19	20	24	20	20	21				
M03304	15	17	18	17	19	17	19	18				
M03305	16	19	18	17	26	20	19	19				
M03306	21	23	21	21	22	20	18	22				
M03307	15	19	19	18	20	18	18	18	20	24	24	25
M03308	16	21	23	22	23	21	22	22	23	28	25	28
M03309	19	18	21	18	16	18	19	20	22	25	24	26
M03310	18	21	19	19	19	18	17	19	20	28	26	29
M03311	19	21	22	17	23	17	21	20	21	25	27	27
M03312	18	20	23	19	21	18	17	19	23	28	28	25
Number of males	12	12	12	12	12	12	12	12	6	6	6	6
Mean	17	19	20	19	21	19	19	19	22	26	26	27
S.D.	2	2	2	2	3	2	2	2	1	2	2	2
Significance	**									*		
Statistical method	DU	DU	DU	DT	DU	DT	DU	DU	DU	DT	DU	DT

Significantly different from control group (*: P<0.05, **: P<0.01).
DU: Analysis by Dunnett's test.
DT: Analysis by Dunnett type mean rank test.

Appendix 11-4 Individual food consumption (g/day) of male rats

(silane, ethenyltrimethoxy- group at 1000 mg/kg)

Male No.	Days of administration								Days of recovery			
	2	5	9	12	30	33	37	40	2	5	9	12
M04401	16	14	15	6	Death on Day 16 of administration							
M04402	17	11	17	17	19	11	17	16				
M04403	20	12	18	20	20	26	20	17				
M04404	20	17	20	19	16	24	14	17				
M04405	8	17	14	20	20	18	22	19				
M04406	19	16	20	18	18	18	19	17				
M04407	14	20	20	16	21	21	14	21	25	26	26	28
M04408	13	10	19	21	19	20	19	20	19	25	27	30
M04409	16	19	19	17	21	21	18	21	24	27	32	30
M04410	17	20	16	20	21	21	22	15	21	27	30	29
M04411	13	15	14	14	22	22	22	18	24	28	26	33
M04412	20	14	12	6	Death on Day 17 of administration							
Number of males	12	12	12	12	10	10	10	10	5	5	5	5
Mean	16	15	17	16	20	20	19	18	23	27	28	30
S.D.	4	3	3	5	2	4	3	2	3	1	3	2
Significance	**	**	**							*	**	*
Statistical method	DU	DU	DU	DT	DU	DT	DU	DU	DU	DT	DU	DT

Significantly different from control group (*: P<0.05, **: P<0.01).
DU: Analysis by Dunnett's test.
DT: Analysis by Dunnett type mean rank test.

Appendix 12-1 Individual food consumption (g/day) of female rats

(Control group)

Female No.	Days of administration			
	2	5	9	12
F01151	14	16	17	17
F01152	12	18	13	15
F01153	12	17	15	16
F01154	9	12	13	11
F01155	11	14	12	12
F01156	15	16	14	6
F01157	13	13	12	10
F01158	6	15	15	14
F01159	14	16	15	13
F01160	10	17	16	17
F01161	9	15	15	8
F01162	17	18	14	14
Number of females	12	12	12	12
Mean	12	16	14	13
S.D.	3	2	2	3

Appendix 12-2 Individual food consumption (g/day) of female rats

(silane, ethenyltrimethoxy- group at 62.5 mg/kg)

Female No.	Days of administration			
	2	5	9	12
F02251	15	15	12	11
F02252	14	16	16	15
F02253	14	17	14	14
F02254	19	19	16	13
F02255	16	16	15	10
F02256	11	17	15	7
F02257	12	15	14	13
F02258	9	17	15	9
F02259	15	17	15	14
F02260	14	15	17	10
F02261	14	15	15	18
F02262	11	16	15	17
Number of females	12	12	12	12
Mean	14	16	15	13
S.D.	3	1	1	3
Significance				
Statistical method	DU	DT	DT	DU

DU: Analysis by Dunnett's test.
DT: Analysis by Dunnett type mean rank test.

Appendix 12-3 Individual food consumption (g/day) of female rats

(silane, ethenyltrimethoxy- group at 250 mg/kg)

Female No.	Days of administration			
	2	5	9	12
F03351	11	12	14	13
F03352	13	14	14	14
F03353	16	15	20	19
F03354	13	12	8	9
F03355	12	15	13	15
F03356	16	12	13	18
F03357	15	12	15	12
F03358	13	14	11	11
F03359	11	16	14	14
F03360	6	15	13	11
F03361	17	15	16	11
F03362	15	13	13	11
Number of females	12	12	12	12
Mean	13	14	14	13
S.D.	3	1	3	3
Significance				
Statistical method	DU	DT	DT	DU

DU: Analysis by Dunnett's test.
DT: Analysis by Dunnett type mean rank test.

Appendix 12-4 Individual food consumption (g/day) of female rats

(silane, ethenyltrimethoxy- group at 1000 mg/kg)

Female No.	Days of administration			
	2	5	9	12
F04451	6	17	10	15
F04452	11	14	9	12
F04453	3	11	11	10
F04454	8	12	15	15
F04455	1	2	Death on Day 8 of administration	
F04456	3	10	16	15
F04457	8	12	10	9
F04458	9	12	13	9
F04459	16	14	14	13
F04460	11	9	12	17
F04461	10	15	1	17
F04462	9	16	19	19
Number of females	12	12	11	11
Mean	8	12	12	14
S.D.	4	4	5	3
Significance	*	**		
Statistical method	DU	DT	DT	DU

Significantly different from control group (*: P<0.05, **: P<0.01).
DU: Analysis by Dunnett's test.
DT: Analysis by Dunnett type mean rank test.

Appendix 13-1 Individual food consumption (g/day) of dams during pregnancy

(Control group)

Dam No.	Days of pregnancy			
	2	9	16	20
F01151	18	22	23	19
F01152	15	13	15	18
F01153	17	22	23	23
F01154	13	15	20	18
F01155	15	15	19	16
F01156	18	18	22	22
F01157	14	17	20	18
F01158	12	16	22	17
F01159	12	17	19	16
F01160	16	21	23	17
F01161	17	26	21	17
F01162	18	23	22	26
Number of dams	12	12	12	12
Mean	15	19	21	19
S.D.	2	4	2	3

Appendix 13-2 Individual food consumption (g/day) of dams during pregnancy

(silane, ethenyltrimethoxy- group at 62.5 mg/kg)

Dam No.	Days of pregnancy			
	2	9	16	20
F02251	12	16	18	15
F02252	Non-copulation			
F02253	14	21	19	18
F02254	16	19	21	15
F02255	12	18	16	17
F02256	15	20	19	18
F02257	11	19	21	16
F02258	14	19	22	14
F02259	14	20	19	15
F02260	15	19	17	16
F02261	19	22	26	22
F02262	14	17	23	18
Number of dams	11	11	11	11
Mean	14	19	20	17
S.D.	2	2	3	2
Significance				
Statistical method	DU	DU	DU	DU

DU: Analysis by Dunnett's test.

Appendix 13-3 Individual food consumption (g/day) of dams during pregnancy

(silane, ethenyltrimethoxy- group at 250 mg/kg)

Dam No.	Days of pregnancy			
	2	9	16	20
F03351	15	17	17	18
F03352	Non-copulation			
F03353	18	18	21	20
F03354	14	17	20	15
F03355	19	22	20	22
F03356	19	20	23	27
F03357	19	23	16	20
F03358	18	18	18	20
F03359	12	15	16	17
F03360	12	17	14	17
F03361	10	23	24	24
F03362	13	16	20	17
Number of dams	11	11	11	11
Mean	15	19	19	20
S.D.	3	3	3	4
Significance				
Statistical method	DU	DU	DU	DU

DU: Analysis by Dunnett's test.

Appendix 13-4 Individual food consumption (g/day) of dams during pregnancy

(silane, ethenyltrimethoxy- group at 1000 mg/kg)

Dam No.	Days of pregnancy			
	2	9	16	20
F04451	17	18	25	25
F04452	Non-copulation			
F04453	14	15	16	18
F04454	14	18	23	21
F04455	Death on Day 8 of administration			
F04456	15	14	23	15
F04457	15	17	21	17
F04458	19	19	23	18
F04459	15	18	14	20
F04460	19	19	22	21
F04461	22	12	15	29
F04462	15	22	20	16
Number of dams	10	10	10	10
Mean	17	17	20	20
S.D.	3	3	4	4
Significance				
Statistical method	DU	DU	DU	DU

DU: Analysis by Dunnett's test.

Appendix 14-1 Individual food consumption (g/day) of dams during lactation

(Control group)

Dam No.	Days of lactation 2
F01151	32
F01152	20
F01153	26
F01154	22
F01155	22
F01156	26
F01157	24
F01158	24
F01159	17
F01160	15
F01161	24
F01162	25
Number of dams	12
Mean	23
S.D.	4

Appendix 14-2 Individual food consumption (g/day) of dams during lactation

(silane, ethenyltrimethoxy- group at 62.5 mg/kg)

Dam No.	Days of lactation
	2
F02251	25
F02252	Non-copulation
F02253	26
F02254	9
F02255	29
F02256	33
F02257	24
F02258	18
F02259	24
F02260	18
F02261	20
F02262	21
Number of dams	11
Mean	22
S.D.	6
Significance	
Statistical method	DU

DU: Analysis by Dunnett's test.

Appendix 14-3 Individual food consumption (g/day) of dams during lactation

(silane, ethenyltrimethoxy- group at 250 mg/kg)

Dam No.	Days of lactation
	2
F03351	18
F03352	Non-copulation
F03353	24
F03354	19
F03355	28
F03356	21
F03357	27
F03358	18
F03359	30
F03360	25
F03361	28
F03362	21
Number of dams	11
Mean	24
S.D.	4
Significance	
Statistical method	DU

DU: Analysis by Dunnett's test.

Appendix 14-4 Individual food consumption (g/day) of dams during lactation

(silane, ethenyltrimethoxy- group at 1000 mg/kg)

Dam No.	Days of lactation
	2
F04451	23
F04452	Non-copulation
F04453	22
F04454	32
F04455	Death on Day 8 of administration
F04456	15
F04457	26
F04458	24
F04459	12
F04460	28
F04461	22
F04462	27
Number of dams	10
Mean	23
S.D.	6
Significance	
Statistical method	DU

DU: Analysis by Dunnett's test.

Appendix 15-1 Individual food consumption (g/day) of female rats (recovery group)

(Control group)

Female No.	Days of administration												Days of recovery			
	2	5	9	12	16	19	23	26	30	33	37	40	2	5	9	12
F01171	12	18	16	18	18	17	11	16	14	16	14	16	16	18	17	22
F01172	13	14	11	17	13	11	13	16	14	14	15	17	16	21	22	21
F01173	12	17	17	14	16	20	18	17	15	19	17	17	15	14	14	12
F01174	13	19	13	16	14	15	15	20	13	22	13	16	15	16	14	19
F01175	14	13	11	8	9	11	11	13	12	12	11	11	11	18	17	17
F01176	15	15	17	11	7	16	14	19	14	16	13	12	15	22	21	20
Number of females	6	6	6	6	6	6	6	6	6	6	6	6	6	6	6	6
Mean	13	16	14	14	13	15	14	17	14	17	14	15	15	18	18	19
S.D.	1	2	3	4	4	4	3	2	1	4	2	3	2	3	3	4

Appendix 15-2 Individual food consumption (g/day) of female rats (recovery group)

(silane, ethenyltrimethoxy- group at 250 mg/kg)

Female No.	Days of administration												Days of recovery			
	2	5	9	12	16	19	23	26	30	33	37	40	2	5	9	12
F03371	13	17	13	17	13	8	10	14	14	16	13	14	16	14	13	20
F03372	12	13	13	17	12	14	14	15	11	20	15	11	14	22	23	21
F03373	12	16	12	12	10	16	15	17	14	13	12	15	13	21	17	19
F03374	11	16	14	15	14	16	15	15	12	20	14	16	19	21	21	17
F03375	12	16	13	12	16	13	14	13	10	16	12	15	16	17	16	15
F03376	11	17	14	16	17	16	15	15	9	19	14	16	16	20	22	18
Number of females	6	6	6	6	6	6	6	6	6	6	6	6	6	6	6	6
Mean	12	16	13	15	14	14	14	15	12	17	13	15	16	19	19	18
S.D.	1	1	1	2	3	3	2	1	2	3	1	2	2	3	4	2
Significance																
Statistical method	DT	DU	DT	DU	DU	DU	DU	DU	DU	DU	DU	DU	DU	DU	DU	DU

DT: Analysis by Dunnett type mean rank test.
DU: Analysis by Dunnett's test.

Appendix 15-3 Individual food consumption (g/day) of female rats (recovery group)

(silane, ethenyltrimethoxy- group at 1000 mg/kg)

Female No.	Days of administration												Days of recovery			
	2	5	9	12	16	19	23	26	30	33	37	40	2	5	9	12
F04471	8	12	17	20	21	15	14	15	13	18	17	16	20	23	23	17
F04472	8	16	13	15	8	11	15	16	13	20	11	16	19	20	20	21
F04473	15	18	12	16	15	17	16	11	11	12	13	13	18	18	16	19
F04474	5	13	14	18	13	21	19	19	20	21	15	15	19	20	18	13
F04475	10	13	18	16	11	18	18	21	13	18	17	21	25	26	25	19
F04476	13	9	9	14	11	11	13	16	14	12	9	13	18	21	21	20
Number of females	6	6	6	6	6	6	6	6	6	6	6	6	6	6	6	6
Mean	10	14	14	17	13	16	16	16	14	17	14	16	20	21	21	18
S.D.	4	3	3	2	4	4	2	3	3	4	3	3	3	3	3	3
Significance													**			
Statistical method	DT	DU	DT	DU	DU	DU	DU	DU	DU	DU	DU	DU	DU	DU	DU	DU

Significantly different from control group (**: P<0.01).
DT: Analysis by Dunnett type mean rank test.
DU: Analysis by Dunnett's test.

Appendix 16-1 Individual FOB of male rats

(Control group)

Male No.	Observation of animals in cages													
	Posture							Palpebral closure						
	Pre	Day 7	Day 14	Day 21	Day 28	Day 35	Day 41	Pre	Day 7	Day 14	Day 21	Day 28	Day 35	Day 41
M01101	2	2	2	2	2	2	2	1	1	1	1	1	1	1
M01102	2	2	2	2	2	2	2	1	1	1	1	1	1	1
M01103	3	2	2	2	2	2	2	1	1	1	1	1	1	1
M01104	2	2	2	2	2	2	2	1	1	1	1	1	1	1
M01105	2	2	2	2	2	2	2	1	1	1	1	1	1	1
M01106	2	2	2	2	2	2	2	1	1	1	1	1	1	1
M01107	2	2	2	2	2	2	2	1	1	1	1	1	1	1
M01108	2	2	2	2	2	2	2	1	1	1	1	1	1	1
M01109	2	2	2	2	2	2	2	1	1	1	1	1	1	1
M01110	2	2	2	2	2	2	1	1	1	1	1	1	1	1
M01111	2	2	2	2	2	2	2	1	1	1	1	1	1	1
M01112	3	2	2	2	2	2	2	1	1	1	1	1	1	1
Number of males	12	12	12	12	12	12	12	12	12	12	12	12	12	12
Mean	2.2	2.0	2.0	2.0	2.0	2.0	1.9	1.0	1.0	1.0	1.0	1.0	1.0	1.0
Range	2-3	2	2	2	2	2	1-2	1	1	1	1	1	1	1

Findings were graded as follows

Posture 1: Prone or recumbent position, 2: resting normally, 3: moving or running about, 4: jumping.

Palpebral closure 1: Eyelids open normally, 2: eyelids half-closed, 3: eyelids closed.

(Continued)

Appendix 16-1 (Continued) Individual FOB of male rats

(Control group)

Male No.	Observation of animals in cages													
	Biting behavior							Clonic convulsions						
	Pre	Day 7	Day 14	Day 21	Day 28	Day 35	Day 41	Pre	Day 7	Day 14	Day 21	Day 28	Day 35	Day 41
M01101	1	1	1	1	1	1	1	1	1	1	1	1	1	1
M01102	1	1	1	1	1	1	1	1	1	1	1	1	1	1
M01103	1	1	1	1	1	1	1	1	1	1	1	1	1	1
M01104	1	1	1	1	1	1	1	1	1	1	1	1	1	1
M01105	1	1	1	1	1	1	1	1	1	1	1	1	1	1
M01106	1	1	1	1	1	1	1	1	1	1	1	1	1	1
M01107	1	1	1	1	1	1	1	1	1	1	1	1	1	1
M01108	1	1	1	1	1	1	1	1	1	1	1	1	1	1
M01109	1	1	1	1	1	1	1	1	1	1	1	1	1	1
M01110	1	1	1	1	1	1	1	1	1	1	1	1	1	1
M01111	1	1	1	1	1	1	1	1	1	1	1	1	1	1
M01112	1	1	1	1	1	1	1	1	1	1	1	1	1	1
Number of males	12	12	12	12	12	12	12	12	12	12	12	12	12	12
Mean	1.0	1.0	1.0	1.0	1.0	1.0	1.0	1.0	1.0	1.0	1.0	1.0	1.0	1.0
Range	1	1	1	1	1	1	1	1	1	1	1	1	1	1

Findings were graded as follows

Biting behavior 1: Not observed, 2: observed.

Clonic convulsions 1: Not observed, 2: jaw convulsions, 3: tremor.

(Continued)

Appendix 16-1 (Continued) Individual FOB of male rats

(Control group)

Male No.	Observation of animals in cages						
	Tonic convulsions						
	Pre	Day 7	Day 14	Day 21	Day 28	Day 35	Day 41
M01101	1	1	1	1	1	1	1
M01102	1	1	1	1	1	1	1
M01103	1	1	1	1	1	1	1
M01104	1	1	1	1	1	1	1
M01105	1	1	1	1	1	1	1
M01106	1	1	1	1	1	1	1
M01107	1	1	1	1	1	1	1
M01108	1	1	1	1	1	1	1
M01109	1	1	1	1	1	1	1
M01110	1	1	1	1	1	1	1
M01111	1	1	1	1	1	1	1
M01112	1	1	1	1	1	1	1
Number of males	12	12	12	12	12	12	12
Mean	1.0	1.0	1.0	1.0	1.0	1.0	1.0
Range	1	1	1	1	1	1	1

Findings were graded as follows (Continued)

Tonic convulsions 1: Not observed, 2: tonic extension, 3: opisthotonus convulsions, 4: saltatory convulsions, 5: asphyxial convulsions.

Appendix 16-1 (Continued) Individual FOB of male rats

(Control group)

Male No.	Observation of animals on observer's palm													
	Ease of removal from cage							Ease of handling						
	Pre	Day 7	Day 14	Day 21	Day 28	Day 35	Day 41	Pre	Day 7	Day 14	Day 21	Day 28	Day 35	Day 41
M01101	1	2	2	2	2	2	2	1	2	2	2	2	2	2
M01102	1	2	2	2	2	2	2	1	2	2	2	2	2	2
M01103	2	2	2	2	2	2	2	2	2	2	2	2	2	2
M01104	2	2	2	2	2	2	2	2	2	2	2	2	2	2
M01105	2	2	2	2	2	2	2	2	2	2	2	2	2	2
M01106	2	2	1	2	2	2	2	2	2	1	2	2	2	2
M01107	2	1	2	2	2	2	2	2	1	2	2	2	2	2
M01108	2	2	2	2	2	2	2	2	2	2	2	2	2	2
M01109	1	2	2	2	2	2	1	1	2	2	2	2	2	1
M01110	2	2	2	2	2	2	1	2	2	2	2	2	2	1
M01111	1	2	2	2	2	2	2	1	2	2	2	2	2	2
M01112	1	1	2	2	2	2	1	2	1	2	2	2	2	1
Number of males	12	12	12	12	12	12	12	12	12	12	12	12	12	12
Mean	1.6	1.8	1.9	2.0	2.0	2.0	1.8	1.7	1.8	1.9	2.0	2.0	2.0	1.8
Range	1-2	1-2	1-2	2	2	2	1-2	1-2	1-2	1-2	2	2	2	1-2

Findings were graded as follows (Continued)

Ease of removal from cage 1: Docile and allowing itself to be handled, 2: rearing or cowering, 3: running about; hard to catch.

Ease of handling 1: Docile and allowing itself to be handled, 2: struggling slightly or vocalizing, 3: struggling and trying to bite observer's hand.

Appendix 16-1 (Continued) Individual FOB of male rats

(Control group)

Male No.	Observation of animals on observer's palm													
	Muscle tone							Fur conditions						
	Pre	Day 7	Day 14	Day 21	Day 28	Day 35	Day 41	Pre	Day 7	Day 14	Day 21	Day 28	Day 35	Day 41
M01101	2	2	2	2	2	2	2	1	1	1	1	1	1	1
M01102	2	2	2	2	2	2	2	1	1	1	1	1	1	1
M01103	2	2	2	2	2	2	2	1	1	1	1	1	1	1
M01104	2	2	2	2	2	2	2	1	1	1	1	1	1	1
M01105	2	2	2	2	2	2	2	1	1	1	1	1	1	1
M01106	2	2	2	2	2	2	2	1	1	1	1	1	1	1
M01107	2	2	2	2	2	2	2	1	1	1	1	1	1	1
M01108	2	2	2	2	2	2	2	1	1	1	1	1	1	1
M01109	2	2	2	2	2	2	2	1	1	1	1	1	1	1
M01110	2	2	2	2	2	2	2	1	1	1	1	1	1	1
M01111	2	2	2	2	2	2	2	1	1	1	1	1	1	1
M01112	2	2	2	2	2	2	2	1	1	1	1	1	1	1
Number of males	12	12	12	12	12	12	12	12	12	12	12	12	12	12
Mean	2.0	2.0	2.0	2.0	2.0	2.0	2.0	1.0	1.0	1.0	1.0	1.0	1.0	1.0
Range	2	2	2	2	2	2	2	1	1	1	1	1	1	1

Findings were graded as follows

Muscle tone 1: Decreased, 2: normal, 3: increased.

Fur conditions 1: Normal, 2: slightly soiled, 3: markedly soiled.

(Continued)

Appendix 16-1 (Continued) Individual FOB of male rats

(Control group)

Male No.	Observation of animals on observer's palm													
	Lacrimation							Salivation						
	Pre	Day 7	Day 14	Day 21	Day 28	Day 35	Day 41	Pre	Day 7	Day 14	Day 21	Day 28	Day 35	Day 41
M01101	1	1	1	1	1	1	1	1	1	1	1	1	1	1
M01102	1	1	1	1	1	1	1	1	1	1	1	1	1	1
M01103	1	1	1	1	1	1	1	1	1	1	1	1	1	1
M01104	1	1	1	1	1	1	1	1	1	1	1	1	1	1
M01105	1	1	1	1	1	1	1	1	1	1	1	1	1	1
M01106	1	1	1	1	1	1	1	1	1	1	1	1	1	1
M01107	1	1	1	1	1	1	1	1	1	1	1	1	1	1
M01108	1	1	1	1	1	1	1	1	1	1	1	1	1	1
M01109	1	1	1	1	1	1	1	1	1	1	1	1	1	1
M01110	1	1	1	1	1	1	1	1	1	1	1	1	1	1
M01111	1	1	1	1	1	1	1	1	1	1	1	1	1	1
M01112	1	1	1	1	1	1	1	1	1	1	1	1	1	1
Number of males	12	12	12	12	12	12	12	12	12	12	12	12	12	12
Mean	1.0	1.0	1.0	1.0	1.0	1.0	1.0	1.0	1.0	1.0	1.0	1.0	1.0	1.0
Range	1	1	1	1	1	1	1	1	1	1	1	1	1	1

Findings were graded as follows

Lacrimation 1: None, 2: mild, 3: marked.

Salivation 1: None, 2: mild, 3: marked.

(Continued)

Appendix 16-1 (Continued) Individual FOB of male rats

(Control group)

Male No.	Observation of animals on observer's palm						
	Respiration						
	Pre	Day 7	Day 14	Day 21	Day 28	Day 35	Day 41
M01101	1	1	1	1	1	1	1
M01102	1	1	1	1	1	1	1
M01103	1	1	1	1	1	1	1
M01104	1	1	1	1	1	1	1
M01105	1	1	1	1	1	1	1
M01106	1	1	1	1	1	1	1
M01107	1	1	1	1	1	1	1
M01108	1	1	1	1	1	1	1
M01109	1	1	1	1	1	1	1
M01110	1	1	1	1	1	1	1
M01111	1	1	1	1	1	1	1
M01112	1	1	1	1	1	1	1
Number of males	12	12	12	12	12	12	12
Mean	1.0	1.0	1.0	1.0	1.0	1.0	1.0
Range	1	1	1	1	1	1	1

Findings were graded as follows

Respiration 1: Normal, 2: bradypnea, 3: dyspnea.

(Continued)

Appendix 16-1 (Continued) Individual FOB of male rats

(Control group)

Male No.	Open-field test													
	Frequency of rearing (during a 2-minute period)							Frequency of grooming (during a 2-minute period)						
	Pre	Day 7	Day 14	Day 21	Day 28	Day 35	Day 41	Pre	Day 7	Day 14	Day 21	Day 28	Day 35	Day 41
M01101	0	1	1	0	0	0	0	0	0	0	0	0	0	0
M01102	6	5	5	6	6	11	3	0	0	0	0	0	0	0
M01103	13	10	7	3	9	5	8	0	0	0	0	0	0	0
M01104	12	5	4	2	7	1	2	0	0	0	0	0	0	0
M01105	7	2	4	2	6	4	3	0	0	0	0	0	0	0
M01106	3	1	3	7	4	6	4	0	0	0	0	0	0	0
M01107	11	1	1	1	6	3	2	0	0	0	0	0	0	0
M01108	0	10	0	0	5	1	0	0	0	0	0	0	0	0
M01109	12	4	5	1	7	1	6	0	0	0	0	0	0	0
M01110	5	0	0	0	0	2	6	0	0	0	0	0	0	0
M01111	2	6	3	12	9	12	12	0	0	0	0	0	0	0
M01112	17	3	7	12	8	9	10	0	0	0	0	0	0	0
Number of males	12	12	12	12	12	12	12	12	12	12	12	12	12	12
Mean	7.3	4.0	3.3	3.8	5.6	4.6	4.7	0.0	0.0	0.0	0.0	0.0	0.0	0.0
S.D.	5.6	3.4	2.5	4.4	3.0	4.1	3.8	0.0	0.0	0.0	0.0	0.0	0.0	0.0

(Continued)

Appendix 16-1 (Continued) Individual FOB of male rats

(Control group)

Male No.	Open-field test													
	Gait							Palpebral closure						
	Pre	Day 7	Day 14	Day 21	Day 28	Day 35	Day 41	Pre	Day 7	Day 14	Day 21	Day 28	Day 35	Day 41
M01101	1	1	1	1	1	1	1	1	1	1	1	1	1	1
M01102	1	1	1	1	1	1	1	1	1	1	1	1	1	1
M01103	1	1	1	1	1	1	1	1	1	1	1	1	1	1
M01104	1	1	1	1	1	1	1	1	1	1	1	1	1	1
M01105	1	1	1	1	1	1	1	1	1	1	1	1	1	1
M01106	1	1	1	1	1	1	1	1	1	1	1	1	1	1
M01107	1	1	1	1	1	1	1	1	1	1	1	1	1	1
M01108	1	1	1	1	1	1	1	1	1	1	1	1	1	1
M01109	1	1	1	1	1	1	1	1	1	1	1	1	1	1
M01110	1	1	1	1	1	1	1	1	1	1	1	1	1	1
M01111	1	1	1	1	1	1	1	1	1	1	1	1	1	1
M01112	1	1	1	1	1	1	1	1	1	1	1	1	1	1
Number of males	12	12	12	12	12	12	12	12	12	12	12	12	12	12
Mean	1.0	1.0	1.0	1.0	1.0	1.0	1.0	1.0	1.0	1.0	1.0	1.0	1.0	1.0
Range	1	1	1	1	1	1	1	1	1	1	1	1	1	1

Findings were graded as follows (Continued)

Gait 1: Normal, 2: unmoving, 3: staggering, 4: hind-limbs extended and dragged, 5: all fours extended, 6: forelimbs extended and dragged; unable to support body, 7: standing on tiptoe.

Palpebral closure 1: Eyelids open normally, 2: eyelids half-closed, 3: eyelids closed.

Appendix 16-1 (Continued) Individual FOB of male rats

(Control group)

Male No.	Open-field test													
	Consciousness							Behavioral abnormalities						
	Pre	Day 7	Day 14	Day 21	Day 28	Day 35	Day 41	Pre	Day 7	Day 14	Day 21	Day 28	Day 35	Day 41
M01101	2	2	2	2	2	2	2	1	1	1	1	1	1	1
M01102	2	2	2	2	2	2	2	1	1	1	1	1	1	1
M01103	2	2	2	2	2	2	2	1	1	1	1	1	1	1
M01104	2	2	2	2	2	2	2	1	1	1	1	1	1	1
M01105	2	2	2	2	2	2	2	1	1	1	1	1	1	1
M01106	2	2	2	2	2	2	2	1	1	1	1	1	1	1
M01107	2	2	2	2	2	2	2	1	1	1	1	1	1	1
M01108	2	2	2	2	2	2	2	1	1	1	1	1	1	1
M01109	2	2	2	2	2	2	2	1	1	1	1	1	1	1
M01110	2	2	2	2	2	2	2	1	1	1	1	1	1	1
M01111	2	2	2	2	2	2	2	1	1	1	1	1	1	1
M01112	2	2	2	2	2	2	2	1	1	1	1	1	1	1
Number of males	12	12	12	12	12	12	12	12	12	12	12	12	12	12
Mean	2.0	2.0	2.0	2.0	2.0	2.0	2.0	1.0	1.0	1.0	1.0	1.0	1.0	1.0
Range	2	2	2	2	2	2	2	1	1	1	1	1	1	1

Findings were graded as follows

Consciousness 1: Comatose; no response, 2: exploring behavior, 3: excited and moving spasmodically.

Behavioral abnormalities 1: Not observed, 2: straub's reaction, 3: moving backward, 4: writhing.

(Continued)

Appendix 16-1 (Continued) Individual FOB of male rats

(Control group)

Male No.	Open-field test						
	Righting reflex						
	Pre	Day 7	Day 14	Day 21	Day 28	Day 35	Day 41
M01101	1	1	1	1	1	1	1
M01102	1	1	1	1	1	1	1
M01103	1	1	1	1	1	1	1
M01104	1	1	1	1	1	1	1
M01105	1	1	1	1	1	1	1
M01106	1	1	1	1	1	1	1
M01107	1	1	1	1	1	1	1
M01108	1	1	1	1	1	1	1
M01109	1	1	1	1	1	1	1
M01110	1	1	1	1	1	1	1
M01111	1	1	1	1	1	1	1
M01112	1	1	1	1	1	1	1
Number of males	12	12	12	12	12	12	12
Mean	1.0	1.0	1.0	1.0	1.0	1.0	1.0
Range	1	1	1	1	1	1	1

Findings were graded as follows

Righting reflex 1: Righting itself immediately, 2: requiring 3 seconds or longer to right itself, 3: unable to right itself.

Appendix 16-2 Individual FOB of male rats

(silane, ethenyltrimethoxy- group at 62.5 mg/kg)

Male No.	Observation of animals in cages													
	Posture							Palpebral closure						
	Pre	Day 7	Day 14	Day 21	Day 28	Day 35	Day 41	Pre	Day 7	Day 14	Day 21	Day 28	Day 35	Day 41
M02201	2	2	2	2	2	2	2	3	1	1	1	1	1	1
M02202	2	2	2	2	2	2	2	1	1	1	1	1	1	1
M02203	2	2	2	2	2	2	2	1	1	1	1	1	1	1
M02204	2	2	2	2	2	2	2	1	1	1	1	1	1	1
M02205	2	2	2	2	2	2	2	1	1	1	1	1	1	1
M02206	2	2	2	2	2	2	2	3	1	1	1	1	1	1
M02207	2	2	2	2	2	2	2	1	1	1	1	1	1	1
M02208	2	2	2	2	2	2	2	1	1	1	1	1	1	1
M02209	2	2	2	2	2	2	2	1	1	1	1	1	1	1
M02210	2	2	2	2	2	2	2	1	1	1	1	1	1	1
M02211	2	2	2	2	2	2	2	1	1	1	1	1	1	1
M02212	2	2	2	2	2	2	2	1	1	1	1	1	1	1
Number of males	12	12	12	12	12	12	12	12	12	12	12	12	12	12
Mean	2.0	2.0	2.0	2.0	2.0	2.0	2.0	1.3	1.0	1.0	1.0	1.0	1.0	1.0
Range	2	2	2	2	2	2	2	1-3	1	1	1	1	1	1
Significance														
Statistical method	DU	UA	UA	UA	UA	UA	DU	DU	UA	DU	UA	UA	UA	UA

DU: Analysis by Dunnett's test.

(Continued)

UA: Unable to be analyzed because the value in the treated group was the same as the value in the control group.

Findings were graded as follows

Posture 1: Prone or recumbent position, 2: resting normally, 3: moving or running about, 4: jumping.

Palpebral closure 1: Eyelids open normally, 2: eyelids half-closed, 3: eyelids closed.

Appendix 16-2 (Continued) Individual FOB of male rats

(silane, ethenyltrimethoxy- group at 62.5 mg/kg)

Male No.	Observation of animals in cages													
	Biting behavior							Clonic convulsions						
	Pre	Day 7	Day 14	Day 21	Day 28	Day 35	Day 41	Pre	Day 7	Day 14	Day 21	Day 28	Day 35	Day 41
M02201	1	1	1	1	1	1	1	1	1	1	1	1	1	1
M02202	1	1	1	1	1	1	1	1	1	1	1	1	1	1
M02203	1	1	1	1	1	1	1	1	1	1	1	1	1	1
M02204	1	1	1	1	1	1	1	1	1	1	1	1	1	1
M02205	1	1	1	1	1	1	1	1	1	1	1	1	1	1
M02206	1	1	1	1	1	1	1	1	1	1	1	1	1	1
M02207	1	1	1	1	1	1	1	1	1	1	1	1	1	1
M02208	1	1	1	1	1	1	1	1	1	1	1	1	1	1
M02209	1	1	1	1	1	1	1	1	1	1	1	1	1	1
M02210	1	1	1	1	1	1	1	1	1	1	1	1	1	1
M02211	1	1	1	1	1	1	1	1	1	1	1	1	1	1
M02212	1	1	1	1	1	1	1	1	1	1	1	1	1	1
Number of males	12	12	12	12	12	12	12	12	12	12	12	12	12	12
Mean	1.0	1.0	1.0	1.0	1.0	1.0	1.0	1.0	1.0	1.0	1.0	1.0	1.0	1.0
Range	1	1	1	1	1	1	1	1	1	1	1	1	1	1
Significance														
Statistical method	UA	UA	UA	UA	UA	UA	UA	UA	UA	UA	UA	UA	UA	UA

UA: Unable to be analyzed because the value in the treated group was the same as the value in the control group. (Continued)

Findings were graded as follows

Biting behavior 1: Not observed, 2: observed.

Clonic convulsions 1: Not observed, 2: jaw convulsions, 3: tremor.

Appendix 16-2 (Continued) Individual FOB of male rats

(silane, ethenyltrimethoxy- group at 62.5 mg/kg)

Male No.	Observation of animals in cages						
	Tonic convulsions						
	Pre	Day 7	Day 14	Day 21	Day 28	Day 35	Day 41
M02201	1	1	1	1	1	1	1
M02202	1	1	1	1	1	1	1
M02203	1	1	1	1	1	1	1
M02204	1	1	1	1	1	1	1
M02205	1	1	1	1	1	1	1
M02206	1	1	1	1	1	1	1
M02207	1	1	1	1	1	1	1
M02208	1	1	1	1	1	1	1
M02209	1	1	1	1	1	1	1
M02210	1	1	1	1	1	1	1
M02211	1	1	1	1	1	1	1
M02212	1	1	1	1	1	1	1
Number of males	12	12	12	12	12	12	12
Mean	1.0	1.0	1.0	1.0	1.0	1.0	1.0
Range	1	1	1	1	1	1	1
Significance							
Statistical method	UA	UA	UA	UA	UA	UA	UA

UA: Unable to be analyzed because the value in the treated group was the same as the value in the control group. (Continued)

Findings were graded as follows

Tonic convulsions 1: Not observed, 2: tonic extension, 3: opisthotonus convulsions, 4: saltatory convulsions, 5: asphyxial convulsions.

Appendix 16-2 (Continued) Individual FOB of male rats

(silane, ethenyltrimethoxy- group at 62.5 mg/kg)

Male No.	Observation of animals on observer's palm													
	Ease of removal from cage							Ease of handling						
	Pre	Day 7	Day 14	Day 21	Day 28	Day 35	Day 41	Pre	Day 7	Day 14	Day 21	Day 28	Day 35	Day 41
M02201	2	2	2	2	2	2	2	2	2	2	2	2	2	2
M02202	2	1	2	2	2	2	2	2	1	2	2	2	2	2
M02203	2	2	2	2	2	2	2	2	2	2	2	2	2	2
M02204	1	2	2	2	2	2	2	1	2	2	2	2	2	2
M02205	2	2	2	2	2	2	2	2	2	2	2	2	2	2
M02206	2	2	2	2	2	2	2	1	2	2	2	2	2	2
M02207	2	3	2	2	2	2	2	2	2	2	2	2	2	2
M02208	2	2	2	2	2	2	2	2	2	2	2	2	2	2
M02209	2	2	2	2	2	2	2	2	2	2	2	2	2	2
M02210	1	2	2	2	2	2	2	1	2	2	2	2	2	2
M02211	2	2	2	2	2	2	2	2	2	2	2	2	2	2
M02212	2	2	2	2	2	2	2	2	2	2	2	2	2	2
Number of males	12	12	12	12	12	12	12	12	12	12	12	12	12	12
Mean	1.8	2.0	2.0	2.0	2.0	2.0	2.0	1.8	1.9	2.0	2.0	2.0	2.0	2.0
Range	1-2	1-3	2	2	2	2	2	1-2	1-2	2	2	2	2	2
Significance														
Statistical method	DU	DU	DU	UA	UA	UA	DU	DU	DU	DU	UA	DU	DU	DU

DU: Analysis by Dunnett's test.

(Continued)

UA: Unable to be analyzed because the value in the treated group was the same as the value in the control group.

Findings were graded as follows

Ease of removal from cage 1: Docile and allowing itself to be handled, 2: rearing or cowering, 3: running about; hard to catch.

Ease of handling 1: Docile and allowing itself to be handled, 2: struggling slightly or vocalizing, 3: struggling and trying to bite observer's hand.

Appendix 16-2 (Continued) Individual FOB of male rats

(silane, ethenyltrimethoxy- group at 62.5 mg/kg)

Male No.	Observation of animals on observer's palm													
	Muscle tone							Fur conditions						
	Pre	Day 7	Day 14	Day 21	Day 28	Day 35	Day 41	Pre	Day 7	Day 14	Day 21	Day 28	Day 35	Day 41
M02201	2	2	2	2	2	2	2	1	1	1	1	1	1	1
M02202	2	2	2	2	2	2	2	1	1	1	1	1	1	1
M02203	2	2	2	2	2	2	2	1	1	1	1	1	1	1
M02204	2	2	2	2	2	2	2	1	1	1	1	1	1	1
M02205	2	2	2	2	2	2	2	1	1	1	1	1	1	1
M02206	2	2	2	2	2	2	2	1	1	1	1	1	1	1
M02207	2	2	2	2	2	2	2	1	1	1	1	1	1	1
M02208	2	2	2	2	2	2	2	1	1	1	1	1	1	1
M02209	2	2	2	2	2	2	2	1	1	1	1	1	1	1
M02210	2	2	2	2	2	2	2	1	1	1	1	1	1	1
M02211	2	2	2	2	2	2	2	1	1	1	1	1	1	1
M02212	2	2	2	2	2	2	2	1	1	1	1	1	1	1
Number of males	12	12	12	12	12	12	12	12	12	12	12	12	12	12
Mean	2.0	2.0	2.0	2.0	2.0	2.0	2.0	1.0	1.0	1.0	1.0	1.0	1.0	1.0
Range	2	2	2	2	2	2	2	1	1	1	1	1	1	1
Significance														
Statistical method	UA	UA	UA	UA	UA	UA	UA	UA	UA	DU	UA	UA	UA	UA

DU: Analysis by Dunnett's test.

(Continued)

UA: Unable to be analyzed because the value in the treated group was the same as the value in the control group.

Findings were graded as follows

Muscle tone 1: Decreased, 2: normal, 3: increased.

Fur conditions 1: Normal, 2: slightly soiled, 3: markedly soiled.

Appendix 16-2 (Continued) Individual FOB of male rats

(silane, ethenyltrimethoxy- group at 62.5 mg/kg)

Male No.	Observation of animals on observer's palm													
	Lacrimation							Salivation						
	Pre	Day 7	Day 14	Day 21	Day 28	Day 35	Day 41	Pre	Day 7	Day 14	Day 21	Day 28	Day 35	Day 41
M02201	1	1	1	1	1	1	1	1	1	1	1	1	1	1
M02202	1	1	1	1	1	1	1	1	1	1	1	1	1	1
M02203	1	1	1	1	1	1	1	1	1	1	1	1	1	1
M02204	1	1	1	1	1	1	1	1	1	1	1	1	1	1
M02205	1	1	1	1	1	1	1	1	1	1	1	1	1	1
M02206	1	1	1	1	1	1	1	1	1	1	1	1	1	1
M02207	1	1	1	1	1	1	1	1	1	1	1	1	1	1
M02208	1	1	1	1	1	1	1	1	1	1	1	1	1	1
M02209	1	1	1	1	1	1	1	1	1	1	1	1	1	1
M02210	1	1	1	1	1	1	1	1	1	1	1	1	1	1
M02211	1	1	1	1	1	1	1	1	1	1	1	1	1	1
M02212	1	1	1	1	1	1	1	1	1	1	1	1	1	1
Number of males	12	12	12	12	12	12	12	12	12	12	12	12	12	12
Mean	1.0	1.0	1.0	1.0	1.0	1.0	1.0	1.0	1.0	1.0	1.0	1.0	1.0	1.0
Range	1	1	1	1	1	1	1	1	1	1	1	1	1	1
Significance														
Statistical method	UA	UA	UA	UA	UA	UA	UA	UA	DU	DU	DU	DU	DU	DU

DU: Analysis by Dunnett's test. (Continued)

UA: Unable to be analyzed because the value in the treated group was the same as the value in the control group.

Findings were graded as follows

Lacrimation 1: None, 2: mild, 3: marked.

Salivation 1: None, 2: mild, 3: marked.

Appendix 16-2 (Continued) Individual FOB of male rats

(silane, ethenyltrimethoxy- group at 62.5 mg/kg)

Male No.	Observation of animals on observer's palm						
	Respiration						
	Pre	Day 7	Day 14	Day 21	Day 28	Day 35	Day 41
M02201	1	1	1	1	1	1	1
M02202	1	1	1	1	1	1	1
M02203	1	1	1	1	1	1	1
M02204	1	1	1	1	1	1	1
M02205	1	1	1	1	1	1	1
M02206	1	1	1	1	1	1	1
M02207	1	1	1	1	1	1	1
M02208	1	1	1	1	1	1	1
M02209	1	1	1	1	1	1	1
M02210	1	1	1	1	1	1	1
M02211	1	1	1	1	1	1	1
M02212	1	1	1	1	1	1	1
Number of males	12	12	12	12	12	12	12
Mean	1.0	1.0	1.0	1.0	1.0	1.0	1.0
Range	1	1	1	1	1	1	1
Significance							
Statistical method	UA	UA	UA	UA	UA	UA	UA

UA: Unable to be analyzed because the value in the treated group was the same as the value in the control group. (Continued)

Findings were graded as follows

Respiration 1: Normal, 2: bradypnea, 3: dyspnea.

Appendix 16-2 (Continued) Individual FOB of male rats

(silane, ethenyltrimethoxy- group at 62.5 mg/kg)

Male No.	Open-field test													
	Frequency of rearing (during a 2-minute period)							Frequency of grooming (during a 2-minute period)						
	Pre	Day 7	Day 14	Day 21	Day 28	Day 35	Day 41	Pre	Day 7	Day 14	Day 21	Day 28	Day 35	Day 41
M02201	6	5	6	6	11	7	4	0	0	0	0	0	0	0
M02202	16	8	8	2	12	0	3	0	0	0	0	0	0	0
M02203	8	3	2	6	2	0	4	0	0	0	0	0	0	0
M02204	0	3	0	5	1	5	6	0	0	0	0	0	0	0
M02205	10	3	1	3	6	5	6	0	0	0	0	0	0	0
M02206	0	0	1	0	4	0	4	0	0	0	0	0	0	0
M02207	2	3	1	5	6	7	8	0	0	0	0	0	0	0
M02208	2	1	0	0	7	1	0	0	0	0	0	0	0	0
M02209	2	0	2	0	0	0	1	0	0	0	0	0	0	0
M02210	1	0	0	2	1	5	2	0	0	0	0	0	0	0
M02211	11	2	6	10	7	5	7	0	0	0	0	0	0	0
M02212	2	6	4	7	5	2	4	0	0	0	0	0	0	0
Number of males	12	12	12	12	12	12	12	12	12	12	12	12	12	12
Mean	5.0	2.8	2.6	3.8	5.2	3.1	4.1	0.0	0.0	0.0	0.0	0.0	0.0	0.0
S.D.	5.2	2.5	2.7	3.2	3.8	2.8	2.4	0.0	0.0	0.0	0.0	0.0	0.0	0.0
Significance														
Statistical method	DU	DU	DU	DU	DU	DU	DU	UA	UA	UA	UA	UA	UA	UA

DU: Analysis by Dunnett's test.

UA: Unable to be analyzed because the value in the treated group was the same as the value in the control group.

(Continued)

Appendix 16-2 (Continued) Individual FOB of male rats

(silane, ethenyltrimethoxy- group at 62.5 mg/kg)

Male No.	Open-field test													
	Gait							Palpebral closure						
	Pre	Day 7	Day 14	Day 21	Day 28	Day 35	Day 41	Pre	Day 7	Day 14	Day 21	Day 28	Day 35	Day 41
M02201	1	1	1	1	1	1	1	1	1	1	1	1	1	1
M02202	1	1	1	1	1	1	1	1	1	1	1	1	1	1
M02203	1	1	1	1	1	1	1	1	1	1	1	1	1	1
M02204	1	1	1	1	1	1	1	1	1	1	1	1	1	1
M02205	1	1	1	1	1	1	1	1	1	1	1	1	1	1
M02206	1	1	1	1	1	1	1	1	1	1	1	1	1	1
M02207	1	1	1	1	1	1	1	1	1	1	1	1	1	1
M02208	1	1	1	1	1	1	1	1	1	1	1	1	1	1
M02209	1	1	1	1	1	1	1	1	1	1	1	1	1	1
M02210	1	1	1	1	1	1	1	1	1	1	1	1	1	1
M02211	1	1	1	1	1	1	1	1	1	1	1	1	1	1
M02212	1	1	1	1	1	1	1	1	1	1	1	1	1	1
Number of males	12	12	12	12	12	12	12	12	12	12	12	12	12	12
Mean	1.0	1.0	1.0	1.0	1.0	1.0	1.0	1.0	1.0	1.0	1.0	1.0	1.0	1.0
Range	1	1	1	1	1	1	1	1	1	1	1	1	1	1
Significance														
Statistical method	UA	UA	UA	UA	UA	UA	UA	UA	UA	UA	UA	UA	UA	UA

UA: Unable to be analyzed because the value in the treated group was the same as the value in the control group. (Continued)

Findings were graded as follows

Gait 1: Normal, 2: unmoving, 3: staggering, 4: hind-limbs extended and dragged, 5: all fours extended, 6: forelimbs extended and dragged; unable to support body, 7: standing on tiptoe.

Palpebral closure 1: Eyelids open normally, 2: eyelids half-closed, 3: eyelids closed.

Appendix 16-2 (Continued) Individual FOB of male rats

(silane, ethenyltrimethoxy- group at 62.5 mg/kg)

Male No.	Open-field test													
	Consciousness							Behavioral abnormalities						
	Pre	Day 7	Day 14	Day 21	Day 28	Day 35	Day 41	Pre	Day 7	Day 14	Day 21	Day 28	Day 35	Day 41
M02201	2	2	2	2	2	2	2	1	1	1	1	1	1	1
M02202	2	2	2	2	2	2	2	1	1	1	1	1	1	1
M02203	2	2	2	2	2	2	2	1	1	1	1	1	1	1
M02204	2	2	2	2	2	2	2	1	1	1	1	1	1	1
M02205	2	2	2	2	2	2	2	1	1	1	1	1	1	1
M02206	2	2	2	2	2	2	2	1	1	1	1	1	1	1
M02207	2	2	2	2	2	2	2	1	1	1	1	1	1	1
M02208	2	2	2	2	2	2	2	1	1	1	1	1	1	1
M02209	2	2	2	2	2	2	2	1	1	1	1	1	1	1
M02210	2	2	2	2	2	2	2	1	1	1	1	1	1	1
M02211	2	2	2	2	2	2	2	1	1	1	1	1	1	1
M02212	2	2	2	2	2	2	2	1	1	1	1	1	1	1
Number of males	12	12	12	12	12	12	12	12	12	12	12	12	12	12
Mean	2.0	2.0	2.0	2.0	2.0	2.0	2.0	1.0	1.0	1.0	1.0	1.0	1.0	1.0
Range	2	2	2	2	2	2	2	1	1	1	1	1	1	1
Significance														
Statistical method	UA	UA	UA	UA	UA	UA	UA	UA	UA	UA	UA	UA	UA	UA

UA: Unable to be analyzed because the value in the treated group was the same as the value in the control group. (Continued)

Findings were graded as follows

Consciousness 1: Comatose; no response, 2: exploring behavior, 3: excited and moving spasmodically.

Behavioral abnormalities 1: Not observed, 2: straub's reaction, 3: moving backward, 4: writhing.

Appendix 16-2 (Continued) Individual FOB of male rats

(silane, ethenyltrimethoxy- group at 62.5 mg/kg)

Male No.	Open-field test						
	Righting reflex						
	Pre	Day 7	Day 14	Day 21	Day 28	Day 35	Day 41
M02201	1	1	1	1	1	1	1
M02202	1	1	1	1	1	1	1
M02203	1	1	1	1	1	1	1
M02204	1	1	1	1	1	1	1
M02205	1	1	1	1	1	1	1
M02206	1	1	1	1	1	1	1
M02207	1	1	1	1	1	1	1
M02208	1	1	1	1	1	1	1
M02209	1	1	1	1	1	1	1
M02210	1	1	1	1	1	1	1
M02211	1	1	1	1	1	1	1
M02212	1	1	1	1	1	1	1
Number of males	12	12	12	12	12	12	12
Mean	1.0	1.0	1.0	1.0	1.0	1.0	1.0
Range	1	1	1	1	1	1	1
Significance							
Statistical method	UA	UA	UA	UA	UA	UA	UA

UA: Unable to be analyzed because the value in the treated group was the same as the value in the control group.
Findings were graded as follows
Righting reflex 1: Righting itself immediately, 2: requiring 3 seconds or longer to right itself, 3: unable to right itself.

Appendix 16-3 Individual FOB of male rats

(silane, ethenyltrimethoxy- group at 250 mg/kg)

Male No.	Observation of animals in cages													
	Posture							Palpebral closure						
	Pre	Day 7	Day 14	Day 21	Day 28	Day 35	Day 41	Pre	Day 7	Day 14	Day 21	Day 28	Day 35	Day 41
M03301	2	2	2	2	2	2	2	1	1	1	1	1	1	1
M03302	2	2	2	2	2	2	2	1	1	1	1	1	1	1
M03303	2	2	2	2	2	2	2	1	1	1	1	1	1	1
M03304	2	2	2	2	2	2	2	2	1	1	1	1	1	1
M03305	2	2	2	2	2	2	2	1	1	1	1	1	1	1
M03306	2	2	2	2	2	2	2	1	1	1	1	1	1	1
M03307	2	2	2	2	2	2	2	1	1	1	1	1	1	1
M03308	2	2	2	2	2	2	2	1	1	1	1	1	1	1
M03309	2	2	2	2	2	2	2	1	1	1	1	1	1	1
M03310	2	2	2	2	2	2	2	1	1	1	1	1	1	1
M03311	2	2	2	2	2	2	2	1	1	1	1	1	1	1
M03312	2	2	2	2	2	2	2	1	1	1	1	1	1	1
Number of males	12	12	12	12	12	12	12	12	12	12	12	12	12	12
Mean	2.0	2.0	2.0	2.0	2.0	2.0	2.0	1.1	1.0	1.0	1.0	1.0	1.0	1.0
Range	2	2	2	2	2	2	2	1-2	1	1	1	1	1	1
Significance														
Statistical method	DU	UA	UA	UA	UA	UA	DU	DU	UA	DU	UA	UA	UA	UA

DU: Analysis by Dunnett's test.

(Continued)

UA: Unable to be analyzed because the value in the treated group was the same as the value in the control group.

Findings were graded as follows

Posture 1: Prone or recumbent position, 2: resting normally, 3: moving or running about, 4: jumping.

Palpebral closure 1: Eyelids open normally, 2: eyelids half-closed, 3: eyelids closed.

Appendix 16-3 (Continued) Individual FOB of male rats

(silane, ethenyltrimethoxy- group at 250 mg/kg)

Male No.	Observation of animals in cages													
	Biting behavior							Clonic convulsions						
	Pre	Day 7	Day 14	Day 21	Day 28	Day 35	Day 41	Pre	Day 7	Day 14	Day 21	Day 28	Day 35	Day 41
M03301	1	1	1	1	1	1	1	1	1	1	1	1	1	1
M03302	1	1	1	1	1	1	1	1	1	1	1	1	1	1
M03303	1	1	1	1	1	1	1	1	1	1	1	1	1	1
M03304	1	1	1	1	1	1	1	1	1	1	1	1	1	1
M03305	1	1	1	1	1	1	1	1	1	1	1	1	1	1
M03306	1	1	1	1	1	1	1	1	1	1	1	1	1	1
M03307	1	1	1	1	1	1	1	1	1	1	1	1	1	1
M03308	1	1	1	1	1	1	1	1	1	1	1	1	1	1
M03309	1	1	1	1	1	1	1	1	1	1	1	1	1	1
M03310	1	1	1	1	1	1	1	1	1	1	1	1	1	1
M03311	1	1	1	1	1	1	1	1	1	1	1	1	1	1
M03312	1	1	1	1	1	1	1	1	1	1	1	1	1	1
Number of males	12	12	12	12	12	12	12	12	12	12	12	12	12	12
Mean	1.0	1.0	1.0	1.0	1.0	1.0	1.0	1.0	1.0	1.0	1.0	1.0	1.0	1.0
Range	1	1	1	1	1	1	1	1	1	1	1	1	1	1
Significance														
Statistical method	UA	UA	UA	UA	UA	UA	UA	UA	UA	UA	UA	UA	UA	UA

UA: Unable to be analyzed because the value in the treated group was the same as the value in the control group.

(Continued)

Findings were graded as follows

Biting behavior 1: Not observed, 2: observed.

Clonic convulsions 1: Not observed, 2: jaw convulsions, 3: tremor.

Appendix 16-3 (Continued) Individual FOB of male rats

(silane, ethenyltrimethoxy- group at 250 mg/kg)

Male No.	Observation of animals in cages						
	Tonic convulsions						
	Pre	Day 7	Day 14	Day 21	Day 28	Day 35	Day 41
M03301	1	1	1	1	1	1	1
M03302	1	1	1	1	1	1	1
M03303	1	1	1	1	1	1	1
M03304	1	1	1	1	1	1	1
M03305	1	1	1	1	1	1	1
M03306	1	1	1	1	1	1	1
M03307	1	1	1	1	1	1	1
M03308	1	1	1	1	1	1	1
M03309	1	1	1	1	1	1	1
M03310	1	1	1	1	1	1	1
M03311	1	1	1	1	1	1	1
M03312	1	1	1	1	1	1	1
Number of males	12	12	12	12	12	12	12
Mean	1.0	1.0	1.0	1.0	1.0	1.0	1.0
Range	1	1	1	1	1	1	1
Significance							
Statistical method	UA	UA	UA	UA	UA	UA	UA

UA: Unable to be analyzed because the value in the treated group was the same as the value in the control group. (Continued)

Findings were graded as follows

Tonic convulsions 1: Not observed, 2: tonic extension, 3: opisthotonus convulsions, 4: saltatory convulsions, 5: asphyxial convulsions.

Appendix 16-3 (Continued) Individual FOB of male rats

(silane, ethenyltrimethoxy- group at 250 mg/kg)

Male No.	Observation of animals on observer's palm													
	Ease of removal from cage							Ease of handling						
	Pre	Day 7	Day 14	Day 21	Day 28	Day 35	Day 41	Pre	Day 7	Day 14	Day 21	Day 28	Day 35	Day 41
M03301	1	2	2	2	2	2	2	1	2	2	2	2	2	2
M03302	1	2	2	2	2	2	2	1	2	2	2	2	2	2
M03303	2	2	2	2	2	2	2	2	2	2	2	2	2	2
M03304	2	2	2	2	2	2	2	2	1	2	2	3	1	2
M03305	2	2	2	2	2	2	2	2	2	2	2	2	2	2
M03306	2	2	2	2	2	2	2	2	2	2	2	2	2	2
M03307	2	2	2	2	2	2	2	2	2	2	2	2	2	2
M03308	1	2	2	2	2	2	1	2	2	2	2	2	2	1
M03309	1	2	2	2	2	2	2	1	2	2	2	2	2	2
M03310	2	2	2	2	2	2	2	2	2	2	2	2	2	2
M03311	2	2	2	2	2	2	2	2	2	2	2	2	2	2
M03312	2	2	1	2	2	2	2	2	2	2	2	2	2	2
Number of males	12	12	12	12	12	12	12	12	12	12	12	12	12	12
Mean	1.7	2.0	1.9	2.0	2.0	2.0	1.9	1.8	1.9	2.0	2.0	2.1	1.9	1.9
Range	1-2	2	1-2	2	2	2	1-2	1-2	1-2	2	2	2-3	1-2	1-2
Significance														
Statistical method	DU	DU	DU	UA	UA	UA	DU	DU	DU	DU	UA	DU	DU	DU

DU: Analysis by Dunnett's test.

(Continued)

UA: Unable to be analyzed because the value in the treated group was the same as the value in the control group.

Findings were graded as follows

Ease of removal from cage 1: Docile and allowing itself to be handled, 2: rearing or cowering, 3: running about; hard to catch.

Ease of handling 1: Docile and allowing itself to be handled, 2: struggling slightly or vocalizing, 3: struggling and trying to bite observer's hand.

Appendix 16-3 (Continued) Individual FOB of male rats

(silane, ethenyltrimethoxy- group at 250 mg/kg)

Male No.	Observation of animals on observer's palm													
	Muscle tone							Fur conditions						
	Pre	Day 7	Day 14	Day 21	Day 28	Day 35	Day 41	Pre	Day 7	Day 14	Day 21	Day 28	Day 35	Day 41
M03301	2	2	2	2	2	2	2	1	1	1	1	1	1	1
M03302	2	2	2	2	2	2	2	1	1	1	1	1	1	1
M03303	2	2	2	2	2	2	2	1	1	1	1	1	1	1
M03304	2	2	2	2	2	2	2	1	1	1	1	1	1	1
M03305	2	2	2	2	2	2	2	1	1	1	1	1	1	1
M03306	2	2	2	2	2	2	2	1	1	1	1	1	1	1
M03307	2	2	2	2	2	2	2	1	1	1	1	1	1	1
M03308	2	2	2	2	2	2	2	1	1	1	1	1	1	1
M03309	2	2	2	2	2	2	2	1	1	1	1	1	1	1
M03310	2	2	2	2	2	2	2	1	1	1	1	1	1	1
M03311	2	2	2	2	2	2	2	1	1	1	1	1	1	1
M03312	2	2	2	2	2	2	2	1	1	1	1	1	1	1
Number of males	12	12	12	12	12	12	12	12	12	12	12	12	12	12
Mean	2.0	2.0	2.0	2.0	2.0	2.0	2.0	1.0	1.0	1.0	1.0	1.0	1.0	1.0
Range	2	2	2	2	2	2	2	1	1	1	1	1	1	1
Significance														
Statistical method	UA	UA	UA	UA	UA	UA	UA	UA	UA	DU	UA	UA	UA	UA

DU: Analysis by Dunnett's test.

(Continued)

UA: Unable to be analyzed because the value in the treated group was the same as the value in the control group.

Findings were graded as follows

Muscle tone 1: Decreased, 2: normal, 3: increased.

Fur conditions 1: Normal, 2: slightly soiled, 3: markedly soiled.

Appendix 16-3 (Continued) Individual FOB of male rats

(silane, ethenyltrimethoxy- group at 250 mg/kg)

Male No.	Observation of animals on observer's palm													
	Lacrimation							Salivation						
	Pre	Day 7	Day 14	Day 21	Day 28	Day 35	Day 41	Pre	Day 7	Day 14	Day 21	Day 28	Day 35	Day 41
M03301	1	1	1	1	1	1	1	1	1	1	1	1	1	1
M03302	1	1	1	1	1	1	1	1	1	1	1	1	1	1
M03303	1	1	1	1	1	1	1	1	1	1	1	1	1	1
M03304	1	1	1	1	1	1	1	1	1	1	1	1	1	1
M03305	1	1	1	1	1	1	1	1	1	1	1	1	1	1
M03306	1	1	1	1	1	1	1	1	2	1	1	1	1	1
M03307	1	1	1	1	1	1	1	1	1	1	1	1	1	1
M03308	1	1	1	1	1	1	1	1	1	1	1	1	1	1
M03309	1	1	1	1	1	1	1	1	3	1	1	3	1	2
M03310	1	1	1	1	1	1	1	1	1	1	1	2	1	1
M03311	1	1	1	1	1	1	1	1	1	1	1	1	1	1
M03312	1	1	1	1	1	1	1	1	1	1	1	3	1	1
Number of males	12	12	12	12	12	12	12	12	12	12	12	12	12	12
Mean	1.0	1.0	1.0	1.0	1.0	1.0	1.0	1.0	1.3	1.0	1.0	1.4	1.0	1.1
Range	1	1	1	1	1	1	1	1	1-3	1	1	1-3	1	1-2
Significance														
Statistical method	UA	UA	UA	UA	UA	UA	UA	UA	DU	DU	DU	DU	DU	DU

DU: Analysis by Dunnett's test.

(Continued)

UA: Unable to be analyzed because the value in the treated group was the same as the value in the control group.

Findings were graded as follows

Lacrimation 1: None, 2: mild, 3: marked.

Salivation 1: None, 2: mild, 3: marked.

Appendix 16-3 (Continued) Individual FOB of male rats

(silane, ethenyltrimethoxy- group at 250 mg/kg)

Male No.	Observation of animals on observer's palm						
	Respiration						
	Pre	Day 7	Day 14	Day 21	Day 28	Day 35	Day 41
M03301	1	1	1	1	1	1	1
M03302	1	1	1	1	1	1	1
M03303	1	1	1	1	1	1	1
M03304	1	1	1	1	1	1	1
M03305	1	1	1	1	1	1	1
M03306	1	1	1	1	1	1	1
M03307	1	1	1	1	1	1	1
M03308	1	1	1	1	1	1	1
M03309	1	1	1	1	1	1	1
M03310	1	1	1	1	1	1	1
M03311	1	1	1	1	1	1	1
M03312	1	1	1	1	1	1	1
Number of males	12	12	12	12	12	12	12
Mean	1.0	1.0	1.0	1.0	1.0	1.0	1.0
Range	1	1	1	1	1	1	1
Significance							
Statistical method	UA	UA	UA	UA	UA	UA	UA

UA: Unable to be analyzed because the value in the treated group was the same as the value in the control group. (Continued)

Findings were graded as follows

Respiration 1: Normal, 2: bradypnea, 3: dyspnea.

Appendix 16-3 (Continued) Individual FOB of male rats

(silane, ethenyltrimethoxy- group at 250 mg/kg)

Male No.	Open-field test													
	Frequency of rearing (during a 2-minute period)							Frequency of grooming (during a 2-minute period)						
	Pre	Day 7	Day 14	Day 21	Day 28	Day 35	Day 41	Pre	Day 7	Day 14	Day 21	Day 28	Day 35	Day 41
M03301	7	5	5	3	6	11	6	0	0	0	0	0	0	0
M03302	3	5	2	2	6	2	6	0	0	0	0	0	0	0
M03303	7	5	4	6	5	2	4	0	0	0	0	0	0	0
M03304	8	3	1	3	0	0	0	0	0	0	0	0	0	0
M03305	7	1	2	0	13	6	11	0	0	0	0	0	0	0
M03306	2	1	0	0	1	0	1	0	0	0	0	0	0	0
M03307	6	1	1	3	5	2	5	0	0	0	0	0	0	0
M03308	7	6	0	1	10	5	3	0	0	0	0	0	0	0
M03309	5	0	0	0	1	3	9	0	0	0	0	0	0	0
M03310	10	3	1	5	7	6	6	0	0	0	0	0	0	0
M03311	6	7	5	5	3	4	3	0	0	0	0	0	0	0
M03312	2	6	2	0	1	6	1	0	0	0	0	0	0	0
Number of males	12	12	12	12	12	12	12	12	12	12	12	12	12	12
Mean	5.8	3.6	1.9	2.3	4.8	3.9	4.6	0.0	0.0	0.0	0.0	0.0	0.0	0.0
S.D.	2.4	2.4	1.8	2.2	4.0	3.1	3.3	0.0	0.0	0.0	0.0	0.0	0.0	0.0
Significance														
Statistical method	DU	DU	DU	DU	DU	DU	DU	UA	UA	UA	UA	UA	UA	UA

DU: Analysis by Dunnett's test.

UA: Unable to be analyzed because the value in the treated group was the same as the value in the control group.

(Continued)

Appendix 16-3 (Continued) Individual FOB of male rats

(silane, ethenyltrimethoxy- group at 250 mg/kg)

Male No.	Open-field test													
	Gait							Palpebral closure						
	Pre	Day 7	Day 14	Day 21	Day 28	Day 35	Day 41	Pre	Day 7	Day 14	Day 21	Day 28	Day 35	Day 41
M03301	1	1	1	1	1	1	1	1	1	1	1	1	1	1
M03302	1	1	1	1	1	1	1	1	1	1	1	1	1	1
M03303	1	1	1	1	1	1	1	1	1	1	1	1	1	1
M03304	1	1	1	1	1	1	1	1	1	1	1	1	1	1
M03305	1	1	1	1	1	1	1	1	1	1	1	1	1	1
M03306	1	1	1	1	1	1	1	1	1	1	1	1	1	1
M03307	1	1	1	1	1	1	1	1	1	1	1	1	1	1
M03308	1	1	1	1	1	1	1	1	1	1	1	1	1	1
M03309	1	1	1	1	1	1	1	1	1	1	1	1	1	1
M03310	1	1	1	1	1	1	1	1	1	1	1	1	1	1
M03311	1	1	1	1	1	1	1	1	1	1	1	1	1	1
M03312	1	1	1	1	1	1	1	1	1	1	1	1	1	1
Number of males	12	12	12	12	12	12	12	12	12	12	12	12	12	12
Mean	1.0	1.0	1.0	1.0	1.0	1.0	1.0	1.0	1.0	1.0	1.0	1.0	1.0	1.0
Range	1	1	1	1	1	1	1	1	1	1	1	1	1	1
Significance														
Statistical method	UA	UA	UA	UA	UA	UA	UA	UA	UA	UA	UA	UA	UA	UA

UA: Unable to be analyzed because the value in the treated group was the same as the value in the control group. (Continued)

Findings were graded as follows

Gait 1: Normal, 2: unmoving, 3: staggering, 4: hind-limbs extended and dragged, 5: all fours extended, 6: forelimbs extended and dragged; unable to support body, 7: standing on tiptoe.

Palpebral closure 1: Eyelids open normally, 2: eyelids half-closed, 3: eyelids closed.

Appendix 16-3 (Continued) Individual FOB of male rats

(silane, ethenyltrimethoxy- group at 250 mg/kg)

Male No.	Open-field test													
	Consciousness							Behavioral abnormalities						
	Pre	Day 7	Day 14	Day 21	Day 28	Day 35	Day 41	Pre	Day 7	Day 14	Day 21	Day 28	Day 35	Day 41
M03301	2	2	2	2	2	2	2	1	1	1	1	1	1	1
M03302	2	2	2	2	2	2	2	1	1	1	1	1	1	1
M03303	2	2	2	2	2	2	2	1	1	1	1	1	1	1
M03304	2	2	2	2	2	2	2	1	1	1	1	1	1	1
M03305	2	2	2	2	2	2	2	1	1	1	1	1	1	1
M03306	2	2	2	2	2	2	2	1	1	1	1	1	1	1
M03307	2	2	2	2	2	2	2	1	1	1	1	1	1	1
M03308	2	2	2	2	2	2	2	1	1	1	1	1	1	1
M03309	2	2	2	2	2	2	2	1	1	1	1	1	1	1
M03310	2	2	2	2	2	2	2	1	1	1	1	1	1	1
M03311	2	2	2	2	2	2	2	1	1	1	1	1	1	1
M03312	2	2	2	2	2	2	2	1	1	1	1	1	1	1
Number of males	12	12	12	12	12	12	12	12	12	12	12	12	12	12
Mean	2.0	2.0	2.0	2.0	2.0	2.0	2.0	1.0	1.0	1.0	1.0	1.0	1.0	1.0
Range	2	2	2	2	2	2	2	1	1	1	1	1	1	1
Significance														
Statistical method	UA	UA	UA	UA	UA	UA	UA	UA	UA	UA	UA	UA	UA	UA

UA: Unable to be analyzed because the value in the treated group was the same as the value in the control group.

(Continued)

Findings were graded as follows

Consciousness 1: Comatose; no response, 2: exploring behavior, 3: excited and moving spasmodically.

Behavioral abnormalities 1: Not observed, 2: straub's reaction, 3: moving backward, 4: writhing.

Appendix 16-3 (Continued) Individual FOB of male rats

(silane, ethenyltrimethoxy- group at 250 mg/kg)

Male No.	Open-field test						
	Righting reflex						
	Pre	Day 7	Day 14	Day 21	Day 28	Day 35	Day 41
M03301	1	1	1	1	1	1	1
M03302	1	1	1	1	1	1	1
M03303	1	1	1	1	1	1	1
M03304	1	1	1	1	1	1	1
M03305	1	1	1	1	1	1	1
M03306	1	1	1	1	1	1	1
M03307	1	1	1	1	1	1	1
M03308	1	1	1	1	1	1	1
M03309	1	1	1	1	1	1	1
M03310	1	1	1	1	1	1	1
M03311	1	1	1	1	1	1	1
M03312	1	1	1	1	1	1	1
Number of males	12	12	12	12	12	12	12
Mean	1.0	1.0	1.0	1.0	1.0	1.0	1.0
Range	1	1	1	1	1	1	1
Significance							
Statistical method	UA	UA	UA	UA	UA	UA	UA

UA: Unable to be analyzed because the value in the treated group was the same as the value in the control group.
Findings were graded as follows
Righting reflex 1: Righting itself immediately, 2: requiring 3 seconds or longer to right itself, 3: unable to right itself.

Appendix 16-4 Individual FOB of male rats

(silane, ethenyltrimethoxy- group at 1000 mg/kg)

Male No.	Observation of animals in cages													
	Posture							Palpebral closure						
	Pre	Day 7	Day 14	Day 21	Day 28	Day 35	Day 41	Pre	Day 7	Day 14	Day 21	Day 28	Day 35	Day 41
M04401	2	2	2	Death on Day 16 of administration				1	1	2	Death on Day 16 of administration			
M04402	3	2	2	2	2	2	2	1	1	1	1	1	1	1
M04403	2	2	2	2	2	2	2	1	1	1	1	1	1	1
M04404	2	2	2	2	2	2	2	1	1	1	1	1	1	1
M04405	2	2	2	2	2	2	2	1	1	1	1	1	1	1
M04406	2	2	2	2	2	2	2	1	1	1	1	1	1	1
M04407	2	2	2	2	2	2	2	1	1	1	1	1	1	1
M04408	2	2	2	2	2	2	2	1	1	1	1	1	1	1
M04409	2	2	2	2	2	2	2	1	1	1	1	1	1	1
M04410	2	2	2	2	2	2	2	1	1	1	1	1	1	1
M04411	2	2	2	2	2	2	2	1	1	1	1	1	1	1
M04412	2	2	2	Death on Day 17 of administration				1	1	1	Death on Day 17 of administration			
Number of males	12	12	12	10	10	10	10	12	12	12	10	10	10	10
Mean	2.1	2.0	2.0	2.0	2.0	2.0	2.0	1.0	1.0	1.1	1.0	1.0	1.0	1.0
Range	2-3	2	2	2	2	2	2	1	1	1-2	1	1	1	1
Significance														
Statistical method	DU	UA	UA	UA	UA	UA	DU	DU	UA	DU	UA	UA	UA	UA

DU: Analysis by Dunnett's test.

(Continued)

UA: Unable to be analyzed because the value in the treated group was the same as the value in the control group.

Findings were graded as follows

Posture 1: Prone or recumbent position, 2: resting normally, 3: moving or running about, 4: jumping.

Palpebral closure 1: Eyelids open normally, 2: eyelids half-closed, 3: eyelids closed.

Appendix 16-4 (Continued) Individual FOB of male rats

(silane, ethenyltrimethoxy- group at 1000 mg/kg)

Male No.	Observation of animals in cages													
	Biting behavior							Clonic convulsions						
	Pre	Day 7	Day 14	Day 21	Day 28	Day 35	Day 41	Pre	Day 7	Day 14	Day 21	Day 28	Day 35	Day 41
M04401	1	1	1	Death on Day 16 of administration				1	1	1	Death on Day 16 of administration			
M04402	1	1	1	1	1	1	1	1	1	1	1	1	1	1
M04403	1	1	1	1	1	1	1	1	1	1	1	1	1	1
M04404	1	1	1	1	1	1	1	1	1	1	1	1	1	1
M04405	1	1	1	1	1	1	1	1	1	1	1	1	1	1
M04406	1	1	1	1	1	1	1	1	1	1	1	1	1	1
M04407	1	1	1	1	1	1	1	1	1	1	1	1	1	1
M04408	1	1	1	1	1	1	1	1	1	1	1	1	1	1
M04409	1	1	1	1	1	1	1	1	1	1	1	1	1	1
M04410	1	1	1	1	1	1	1	1	1	1	1	1	1	1
M04411	1	1	1	1	1	1	1	1	1	1	1	1	1	1
M04412	1	1	1	Death on Day 17 of administration				1	1	1	Death on Day 17 of administration			
Number of males	12	12	12	10	10	10	10	12	12	12	10	10	10	10
Mean	1.0	1.0	1.0	1.0	1.0	1.0	1.0	1.0	1.0	1.0	1.0	1.0	1.0	1.0
Range	1	1	1	1	1	1	1	1	1	1	1	1	1	1
Significance														
Statistical method	UA	UA	UA	UA	UA	UA	UA	UA	UA	UA	UA	UA	UA	UA

UA: Unable to be analyzed because the value in the treated group was the same as the value in the control group. (Continued)

Findings were graded as follows

Biting behavior 1: Not observed, 2: observed.

Clonic convulsions 1: Not observed, 2: jaw convulsions, 3: tremor.

Appendix 16-4 (Continued) Individual FOB of male rats

(silane, ethenyltrimethoxy- group at 1000 mg/kg)

Male No.	Observation of animals in cages						
	Tonic convulsions						
	Pre	Day 7	Day 14	Day 21	Day 28	Day 35	Day 41
M04401	1	1	1	Death on Day 16 of administration			
M04402	1	1	1	1	1	1	1
M04403	1	1	1	1	1	1	1
M04404	1	1	1	1	1	1	1
M04405	1	1	1	1	1	1	1
M04406	1	1	1	1	1	1	1
M04407	1	1	1	1	1	1	1
M04408	1	1	1	1	1	1	1
M04409	1	1	1	1	1	1	1
M04410	1	1	1	1	1	1	1
M04411	1	1	1	1	1	1	1
M04412	1	1	1	Death on Day 17 of administration			
Number of males	12	12	12	10	10	10	10
Mean	1.0	1.0	1.0	1.0	1.0	1.0	1.0
Range	1	1	1	1	1	1	1
Significance							
Statistical method	UA	UA	UA	UA	UA	UA	UA

UA: Unable to be analyzed because the value in the treated group was the same as the value in the control group. (Continued)

Findings were graded as follows

Tonic convulsions 1: Not observed, 2: tonic extension, 3: opisthotonus convulsions, 4: saltatory convulsions, 5: asphyxial convulsions.

Appendix 16-4 (Continued) Individual FOB of male rats

(silane, ethenyltrimethoxy- group at 1000 mg/kg)

Male No.	Observation of animals on observer's palm													
	Ease of removal from cage							Ease of handling						
	Pre	Day 7	Day 14	Day 21	Day 28	Day 35	Day 41	Pre	Day 7	Day 14	Day 21	Day 28	Day 35	Day 41
M04401	2	2	1	Death on Day 16 of administration				2	2	1	Death on Day 16 of administration			
M04402	2	2	2	2	2	2	2	2	2	2	2	2	2	2
M04403	2	2	2	2	2	2	2	2	2	2	2	2	2	2
M04404	2	2	2	2	2	2	2	2	2	2	2	2	2	2
M04405	2	2	2	2	2	2	2	2	2	2	2	2	2	2
M04406	2	2	2	2	2	2	2	2	2	2	2	2	2	2
M04407	2	2	2	2	2	2	2	2	2	2	2	2	2	2
M04408	1	1	2	2	2	2	1	1	1	2	2	2	2	1
M04409	2	2	2	2	2	2	2	2	2	2	2	2	2	2
M04410	1	2	2	2	2	2	2	1	2	2	2	2	2	2
M04411	2	2	2	2	2	2	2	2	2	2	2	2	2	2
M04412	2	2	2	Death on Day 17 of administration				2	2	2	Death on Day 17 of administration			
Number of males	12	12	12	10	10	10	10	12	12	12	10	10	10	10
Mean	1.8	1.9	1.9	2.0	2.0	2.0	1.9	1.8	1.9	1.9	2.0	2.0	2.0	1.9
Range	1-2	1-2	1-2	2	2	2	1-2	1-2	1-2	1-2	2	2	2	1-2
Significance														
Statistical method	DU	DU	DU	UA	UA	UA	DU	DU	DU	DU	UA	DU	DU	DU

DU: Analysis by Dunnett's test.

(Continued)

UA: Unable to be analyzed because the value in the treated group was the same as the value in the control group.

Findings were graded as follows

Ease of removal from cage 1: Docile and allowing itself to be handled, 2: rearing or cowering, 3: running about; hard to catch.

Ease of handling 1: Docile and allowing itself to be handled, 2: struggling slightly or vocalizing, 3: struggling and trying to bite observer's hand.

Appendix 16-4 (Continued) Individual FOB of male rats

(silane, ethenyltrimethoxy- group at 1000 mg/kg)

Male No.	Observation of animals on observer's palm													
	Muscle tone							Fur conditions						
	Pre	Day 7	Day 14	Day 21	Day 28	Day 35	Day 41	Pre	Day 7	Day 14	Day 21	Day 28	Day 35	Day 41
M04401	2	2	2	Death on Day 16 of administration				1	1	3	Death on Day 16 of administration			
M04402	2	2	2	2	2	2	2	1	1	1	1	1	1	1
M04403	2	2	2	2	2	2	2	1	1	2	1	1	1	1
M04404	2	2	2	2	2	2	2	1	1	1	1	1	1	1
M04405	2	2	2	2	2	2	2	1	1	1	1	1	1	1
M04406	2	2	2	2	2	2	2	1	1	1	1	1	1	1
M04407	2	2	2	2	2	2	2	1	1	1	1	1	1	1
M04408	2	2	2	2	2	2	2	1	1	1	1	1	1	1
M04409	2	2	2	2	2	2	2	1	1	1	1	1	1	1
M04410	2	2	2	2	2	2	2	1	1	1	1	1	1	1
M04411	2	2	2	2	2	2	2	1	1	1	1	1	1	1
M04412	2	2	2	Death on Day 17 of administration				1	1	1	Death on Day 17 of administration			
Number of males	12	12	12	10	10	10	10	12	12	12	10	10	10	10
Mean	2.0	2.0	2.0	2.0	2.0	2.0	2.0	1.0	1.0	1.3	1.0	1.0	1.0	1.0
Range	2	2	2	2	2	2	2	1	1	1-3	1	1	1	1
Significance														
Statistical method	UA	UA	UA	UA	UA	UA	UA	UA	UA	DU	UA	UA	UA	UA

DU: Analysis by Dunnett's test. (Continued)

UA: Unable to be analyzed because the value in the treated group was the same as the value in the control group.

Findings were graded as follows

Muscle tone 1: Decreased, 2: normal, 3: increased.

Fur conditions 1: Normal, 2: slightly soiled, 3: markedly soiled.

Appendix 16-4 (Continued) Individual FOB of male rats

(silane, ethenyltrimethoxy- group at 1000 mg/kg)

Male No.	Observation of animals on observer's palm													
	Lacrimation							Salivation						
	Pre	Day 7	Day 14	Day 21	Day 28	Day 35	Day 41	Pre	Day 7	Day 14	Day 21	Day 28	Day 35	Day 41
M04401	1	1	1	Death on Day 16 of administration				1	1	1	Death on Day 16 of administration			
M04402	1	1	1	1	1	1	1	1	1	1	1	1	1	1
M04403	1	1	1	1	1	1	1	1	3	2	2	3	3	2
M04404	1	1	1	1	1	1	1	1	1	1	1	2	2	2
M04405	1	1	1	1	1	1	1	1	1	1	1	2	1	2
M04406	1	1	1	1	1	1	1	1	1	3	1	3	2	3
M04407	1	1	1	1	1	1	1	1	1	2	2	3	1	2
M04408	1	1	1	1	1	1	1	1	1	1	1	1	1	1
M04409	1	1	1	1	1	1	1	1	1	1	1	2	3	3
M04410	1	1	1	1	1	1	1	1	1	1	1	2	2	2
M04411	1	1	1	1	1	1	1	1	1	2	2	1	1	3
M04412	1	1	1	Death on Day 17 of administration				1	1	1	Death on Day 17 of administration			
Number of males	12	12	12	10	10	10	10	12	12	12	10	10	10	10
Mean	1.0	1.0	1.0	1.0	1.0	1.0	1.0	1.0	1.2	1.4	1.3	2.0	1.7	2.1
Range	1	1	1	1	1	1	1	1	1-3	1-3	1-2	1-3	1-3	1-3
Significance										*	**	**	**	**
Statistical method	UA	UA	UA	UA	UA	UA	UA	UA	DU	DU	DU	DU	DU	DU

Significantly different from control group (*: P<0.05, **: P<0.01). (Continued)

DU: Analysis by Dunnett's test.

UA: Unable to be analyzed because the value in the treated group was the same as the value in the control group.

Findings were graded as follows

Lacrimation 1: None, 2: mild, 3: marked.

Salivation 1: None, 2: mild, 3: marked.

Appendix 16-4 (Continued) Individual FOB of male rats

(silane, ethenyltrimethoxy- group at 1000 mg/kg)

Male No.	Observation of animals on observer's palm						
	Respiration						
	Pre	Day 7	Day 14	Day 21	Day 28	Day 35	Day 41
M04401	1	1	1	Death on Day 16 of administration			
M04402	1	1	1	1	1	1	1
M04403	1	1	1	1	1	1	1
M04404	1	1	1	1	1	1	1
M04405	1	1	1	1	1	1	1
M04406	1	1	1	1	1	1	1
M04407	1	1	1	1	1	1	1
M04408	1	1	1	1	1	1	1
M04409	1	1	1	1	1	1	1
M04410	1	1	1	1	1	1	1
M04411	1	1	1	1	1	1	1
M04412	1	1	1	Death on Day 17 of administration			
Number of males	12	12	12	10	10	10	10
Mean	1.0	1.0	1.0	1.0	1.0	1.0	1.0
Range	1	1	1	1	1	1	1
Significance							
Statistical method	UA	UA	UA	UA	UA	UA	UA

UA: Unable to be analyzed because the value in the treated group was the same as the value in the control group. (Continued)

Findings were graded as follows

Respiration 1: Normal, 2: bradypnea, 3: dyspnea.

Appendix 16-4 (Continued) Individual FOB of male rats

(silane, ethenyltrimethoxy- group at 1000 mg/kg)

Male No.	Open-field test													
	Frequency of rearing (during a 2-minute period)							Frequency of grooming (during a 2-minute period)						
	Pre	Day 7	Day 14	Day 21	Day 28	Day 35	Day 41	Pre	Day 7	Day 14	Day 21	Day 28	Day 35	Day 41
M04401	10	7	1	Death on Day 16 of administration				0	0	0	Death on Day 16 of administration			
M04402	10	0	0	2	1	4	1	0	0	0	0	0	0	0
M04403	0	1	0	1	2	3	0	0	0	0	0	0	0	0
M04404	7	3	4	6	11	12	6	0	0	0	0	0	0	0
M04405	15	4	6	3	5	5	6	0	0	0	0	0	0	0
M04406	9	8	7	4	6	9	6	0	0	0	0	0	0	0
M04407	3	8	0	0	3	11	9	0	0	0	0	0	0	0
M04408	18	8	6	6	16	5	15	0	0	0	0	0	0	0
M04409	3	0	0	0	3	1	4	0	0	0	0	0	0	0
M04410	12	2	0	3	2	3	4	0	0	0	0	0	0	0
M04411	8	8	1	2	3	12	6	0	0	0	0	0	0	0
M04412	5	5	0	Death on Day 17 of administration				0	0	0	Death on Day 17 of administration			
Number of males	12	12	12	10	10	10	10	12	12	12	10	10	10	10
Mean	8.3	4.5	2.1	2.7	5.2	6.5	5.7	0.0	0.0	0.0	0.0	0.0	0.0	0.0
S.D.	5.2	3.3	2.8	2.2	4.8	4.1	4.2	0.0	0.0	0.0	0.0	0.0	0.0	0.0
Significance														
Statistical method	DU	DU	DU	DU	DU	DU	DU	UA	UA	UA	UA	UA	UA	UA

DU: Analysis by Dunnett's test.

UA: Unable to be analyzed because the value in the treated group was the same as the value in the control group.

(Continued)

Appendix 16-4 (Continued) Individual FOB of male rats

(silane, ethenyltrimethoxy- group at 1000 mg/kg)

Male No.	Open-field test													
	Gait							Palpebral closure						
	Pre	Day 7	Day 14	Day 21	Day 28	Day 35	Day 41	Pre	Day 7	Day 14	Day 21	Day 28	Day 35	Day 41
M04401	1	1	1	Death on Day 16 of administration				1	1	1	Death on Day 16 of administration			
M04402	1	1	1	1	1	1	1	1	1	1	1	1	1	1
M04403	1	1	1	1	1	1	1	1	1	1	1	1	1	1
M04404	1	1	1	1	1	1	1	1	1	1	1	1	1	1
M04405	1	1	1	1	1	1	1	1	1	1	1	1	1	1
M04406	1	1	1	1	1	1	1	1	1	1	1	1	1	1
M04407	1	1	1	1	1	1	1	1	1	1	1	1	1	1
M04408	1	1	1	1	1	1	1	1	1	1	1	1	1	1
M04409	1	1	1	1	1	1	1	1	1	1	1	1	1	1
M04410	1	1	1	1	1	1	1	1	1	1	1	1	1	1
M04411	1	1	1	1	1	1	1	1	1	1	1	1	1	1
M04412	1	1	1	Death on Day 17 of administration				1	1	1	Death on Day 17 of administration			
Number of males	12	12	12	10	10	10	10	12	12	12	10	10	10	10
Mean	1.0	1.0	1.0	1.0	1.0	1.0	1.0	1.0	1.0	1.0	1.0	1.0	1.0	1.0
Range	1	1	1	1	1	1	1	1	1	1	1	1	1	1
Significance														
Statistical method	UA	UA	UA	UA	UA	UA	UA	UA	UA	UA	UA	UA	UA	UA

UA: Unable to be analyzed because the value in the treated group was the same as the value in the control group. (Continued)

Findings were graded as follows

Gait 1: Normal, 2: unmoving, 3: staggering, 4: hind-limbs extended and dragged, 5: all fours extended, 6: forelimbs extended and dragged; unable to support body, 7: standing on tiptoe.

Palpebral closure 1: Eyelids open normally, 2: eyelids half-closed, 3: eyelids closed.

Appendix 16-4 (Continued) Individual FOB of male rats

(silane, ethenyltrimethoxy- group at 1000 mg/kg)

Male No.	Open-field test													
	Consciousness							Behavioral abnormalities						
	Pre	Day 7	Day 14	Day 21	Day 28	Day 35	Day 41	Pre	Day 7	Day 14	Day 21	Day 28	Day 35	Day 41
M04401	2	2	2	Death on Day 16 of administration				1	1	1	Death on Day 16 of administration			
M04402	2	2	2	2	2	2	2	1	1	1	1	1	1	1
M04403	2	2	2	2	2	2	2	1	1	1	1	1	1	1
M04404	2	2	2	2	2	2	2	1	1	1	1	1	1	1
M04405	2	2	2	2	2	2	2	1	1	1	1	1	1	1
M04406	2	2	2	2	2	2	2	1	1	1	1	1	1	1
M04407	2	2	2	2	2	2	2	1	1	1	1	1	1	1
M04408	2	2	2	2	2	2	2	1	1	1	1	1	1	1
M04409	2	2	2	2	2	2	2	1	1	1	1	1	1	1
M04410	2	2	2	2	2	2	2	1	1	1	1	1	1	1
M04411	2	2	2	2	2	2	2	1	1	1	1	1	1	1
M04412	2	2	2	Death on Day 17 of administration				1	1	1	Death on Day 17 of administration			
Number of males	12	12	12	10	10	10	10	12	12	12	10	10	10	10
Mean	2.0	2.0	2.0	2.0	2.0	2.0	2.0	1.0	1.0	1.0	1.0	1.0	1.0	1.0
Range	2	2	2	2	2	2	2	1	1	1	1	1	1	1
Significance														
Statistical method	UA	UA	UA	UA	UA	UA	UA	UA	UA	UA	UA	UA	UA	UA

UA: Unable to be analyzed because the value in the treated group was the same as the value in the control group. (Continued)

Findings were graded as follows

Consciousness 1: Comatose; no response, 2: exploring behavior, 3: excited and moving spasmodically.

Behavioral abnormalities 1: Not observed, 2: straub's reaction, 3: moving backward, 4: writhing.

Appendix 16-4 (Continued) Individual FOB of male rats

(silane, ethenyltrimethoxy- group at 1000 mg/kg)

Male No.	Open-field test						
	Righting reflex						
	Pre	Day 7	Day 14	Day 21	Day 28	Day 35	Day 41
M04401	1	1	1	Death on Day 16 of administration			
M04402	1	1	1	1	1	1	1
M04403	1	1	1	1	1	1	1
M04404	1	1	1	1	1	1	1
M04405	1	1	1	1	1	1	1
M04406	1	1	1	1	1	1	1
M04407	1	1	1	1	1	1	1
M04408	1	1	1	1	1	1	1
M04409	1	1	1	1	1	1	1
M04410	1	1	1	1	1	1	1
M04411	1	1	1	1	1	1	1
M04412	1	1	1	Death on Day 17 of administration			
Number of males	12	12	12	10	10	10	10
Mean	1.0	1.0	1.0	1.0	1.0	1.0	1.0
Range	1	1	1	1	1	1	1
Significance							
Statistical method	UA	UA	UA	UA	UA	UA	UA

UA: Unable to be analyzed because the value in the treated group was the same as the value in the control group.
Findings were graded as follows
Righting reflex 1: Righting itself immediately, 2: requiring 3 seconds or longer to right itself, 3: unable to right itself.

Appendix 17-1 Individual FOB of female rats

(Control group)

Female No.	Observation of animals in cages													
	Posture							Palpebral closure						
	Pre	Day 8	Day 15	Day 1 (P)	Day 8 (P)	Day 15 (P)	Day 3 (L)	Pre	Day 8	Day 15	Day 1 (P)	Day 8 (P)	Day 15 (P)	Day 3 (L)
F01151	2	2	2	2	2	2	2	1	1	1	1	1	1	1
F01152	2	2	2	2	2	2	2	1	1	1	1	1	1	1
F01153	2	2	2	2	2	2	2	1	1	1	1	1	1	1
F01154	2	2	2	2	2	2	2	1	1	1	1	1	1	1
F01155	2	2	2	2	2	2	2	1	1	1	1	1	1	1
F01156	2	2	2	2	2	2	2	1	1	1	1	1	1	1
F01157	2	2	2	2	2	2	2	1	1	1	1	1	1	1
F01158	2	2	2	2	2	2	2	1	1	1	1	1	1	1
F01159	2	2	2	2	2	2	2	1	1	1	1	1	1	1
F01160	2	2	2	2	2	2	2	1	1	1	1	1	1	1
F01161	2	2	2	2	2	2	2	1	1	1	1	1	1	1
F01162	2	2	2	2	2	2	2	1	1	1	1	1	1	1
Number of females	12	12	12	12	12	12	12	12	12	12	12	12	12	12
Mean	2.0	2.0	2.0	2.0	2.0	2.0	2.0	1.0	1.0	1.0	1.0	1.0	1.0	1.0
Range	2	2	2	2	2	2	2	1	1	1	1	1	1	1

P: Pregnancy, L: lactation.

(Continued)

Findings were graded as follows

Posture 1: Prone or recumbent position, 2: resting normally, 3: moving or running about, 4: jumping.

Palpebral closure 1: Eyelids open normally, 2: eyelids half-closed, 3: eyelids closed.

Appendix 17-1 (Continued) Individual FOB of female rats

(Control group)

Female No.	Observation of animals in cages													
	Biting behavior							Clonic convulsions						
	Pre	Day 8	Day 15	Day 1 (P)	Day 8 (P)	Day 15 (P)	Day 3 (L)	Pre	Day 8	Day 15	Day 1 (P)	Day 8 (P)	Day 15 (P)	Day 3 (L)
F01151	1	1	1	1	1	1	1	1	1	1	1	1	1	1
F01152	1	1	1	1	1	1	1	1	1	1	1	1	1	1
F01153	1	1	1	1	1	1	1	1	1	1	1	1	1	1
F01154	1	1	1	1	1	1	1	1	1	1	1	1	1	1
F01155	1	1	1	1	1	1	1	1	1	1	1	1	1	1
F01156	1	1	1	1	1	1	1	1	1	1	1	1	1	1
F01157	1	1	1	1	1	1	1	1	1	1	1	1	1	1
F01158	1	1	1	1	1	1	1	1	1	1	1	1	1	1
F01159	1	1	1	1	1	1	1	1	1	1	1	1	1	1
F01160	1	1	1	1	1	1	1	1	1	1	1	1	1	1
F01161	1	1	1	1	1	1	1	1	1	1	1	1	1	1
F01162	1	1	1	1	1	1	1	1	1	1	1	1	1	1
Number of females	12	12	12	12	12	12	12	12	12	12	12	12	12	12
Mean	1.0	1.0	1.0	1.0	1.0	1.0	1.0	1.0	1.0	1.0	1.0	1.0	1.0	1.0
Range	1	1	1	1	1	1	1	1	1	1	1	1	1	1

P: Pregnancy, L: lactation.

(Continued)

Findings were graded as follows

Biting behavior 1: Not observed, 2: observed.

Clonic convulsions 1: Not observed, 2: jaw convulsions, 3: tremor.

Appendix 17-1 (Continued) Individual FOB of female rats

(Control group)

Female No.	Observation of animals in cages						
	Tonic convulsions						
	Pre	Day 8	Day 15	Day 1 (P)	Day 8 (P)	Day 15 (P)	Day 3 (L)
F01151	1	1	1	1	1	1	1
F01152	1	1	1	1	1	1	1
F01153	1	1	1	1	1	1	1
F01154	1	1	1	1	1	1	1
F01155	1	1	1	1	1	1	1
F01156	1	1	1	1	1	1	1
F01157	1	1	1	1	1	1	1
F01158	1	1	1	1	1	1	1
F01159	1	1	1	1	1	1	1
F01160	1	1	1	1	1	1	1
F01161	1	1	1	1	1	1	1
F01162	1	1	1	1	1	1	1
Number of females	12	12	12	12	12	12	12
Mean	1.0	1.0	1.0	1.0	1.0	1.0	1.0
Range	1	1	1	1	1	1	1

P: Pregnancy, L: lactation. (Continued)

Findings were graded as follows

Tonic convulsions 1: Not observed, 2: tonic extension, 3: opisthotonus convulsions, 4: saltatory convulsions, 5: asphyxial convulsions.

Appendix 17-1 (Continued) Individual FOB of female rats

(Control group)

Female No.	Observation of animals on observer's palm													
	Ease of removal from cage							Ease of handling						
	Pre	Day 8	Day 15	Day 1 (P)	Day 8 (P)	Day 15 (P)	Day 3 (L)	Pre	Day 8	Day 15	Day 1 (P)	Day 8 (P)	Day 15 (P)	Day 3 (L)
F01151	2	2	2	2	2	2	2	2	2	2	2	2	2	2
F01152	2	2	1	2	2	2	2	2	2	2	2	2	2	2
F01153	2	2	2	2	2	2	2	2	2	2	2	2	2	2
F01154	2	2	2	2	2	2	2	2	2	2	2	2	2	2
F01155	2	2	2	2	2	2	2	2	2	2	2	2	2	2
F01156	2	2	2	2	2	2	2	2	2	2	2	2	2	2
F01157	2	2	2	2	2	2	2	2	2	2	2	2	2	2
F01158	2	2	2	2	2	2	2	2	2	2	2	2	2	2
F01159	2	2	2	2	2	2	2	2	2	2	2	2	2	2
F01160	2	2	2	2	2	2	2	2	2	2	2	2	2	2
F01161	2	2	2	2	2	2	2	2	2	2	2	2	2	2
F01162	2	2	2	2	2	2	2	2	2	2	2	2	2	2
Number of females	12	12	12	12	12	12	12	12	12	12	12	12	12	12
Mean	2.0	2.0	1.9	2.0	2.0	2.0	2.0	2.0	2.0	2.0	2.0	2.0	2.0	2.0
Range	2	2	1-2	2	2	2	2	2	2	2	2	2	2	2

P: Pregnancy, L: lactation.

(Continued)

Findings were graded as follows

Ease of removal from cage 1: Docile and allowing itself to be handled, 2: rearing or cowering, 3: running about; hard to catch.

Ease of handling 1: Docile and allowing itself to be handled, 2: struggling slightly or vocalizing, 3: struggling and trying to bite observer's hand.

Appendix 17-1 (Continued) Individual FOB of female rats

(Control group)

Female No.	Observation of animals on observer's palm													
	Muscle tone							Fur conditions						
	Pre	Day 8	Day 15	Day 1 (P)	Day 8 (P)	Day 15 (P)	Day 3 (L)	Pre	Day 8	Day 15	Day 1 (P)	Day 8 (P)	Day 15 (P)	Day 3 (L)
F01151	2	2	2	2	2	2	2	1	1	1	1	1	1	1
F01152	2	2	2	2	2	2	2	1	1	1	1	1	1	1
F01153	2	2	2	2	2	2	2	1	1	1	1	1	1	1
F01154	2	2	2	2	2	2	2	1	1	1	1	1	1	1
F01155	2	2	2	2	2	2	2	1	1	1	1	1	1	1
F01156	2	2	2	2	2	2	2	1	1	1	1	1	1	1
F01157	2	2	2	2	2	2	2	1	1	1	1	1	1	1
F01158	2	2	2	2	2	2	2	1	1	1	1	1	1	1
F01159	2	2	2	2	2	2	2	1	1	1	1	1	1	1
F01160	2	2	2	2	2	2	2	1	1	1	1	1	1	1
F01161	2	2	2	2	2	2	2	1	1	1	1	1	1	1
F01162	2	2	2	2	2	2	2	1	1	1	1	1	1	1
Number of females	12	12	12	12	12	12	12	12	12	12	12	12	12	12
Mean	2.0	2.0	2.0	2.0	2.0	2.0	2.0	1.0	1.0	1.0	1.0	1.0	1.0	1.0
Range	2	2	2	2	2	2	2	1	1	1	1	1	1	1

P: Pregnancy, L: lactation.

(Continued)

Findings were graded as follows

Muscle tone 1: Decreased, 2: normal, 3: increased.

Fur conditions 1: Normal, 2: slightly soiled, 3: markedly soiled.

Appendix 17-1 (Continued) Individual FOB of female rats

(Control group)

Female No.	Observation of animals on observer's palm													
	Lacrimation							Salivation						
	Pre	Day 8	Day 15	Day 1 (P)	Day 8 (P)	Day 15 (P)	Day 3 (L)	Pre	Day 8	Day 15	Day 1 (P)	Day 8 (P)	Day 15 (P)	Day 3 (L)
F01151	1	1	1	1	1	1	1	1	1	1	1	1	1	1
F01152	1	1	1	1	1	1	1	1	1	1	1	1	1	1
F01153	1	1	1	1	1	1	1	1	1	1	1	1	1	1
F01154	1	1	1	1	1	1	1	1	1	1	1	1	1	1
F01155	1	1	1	1	1	1	1	1	1	1	1	1	1	1
F01156	1	1	1	1	1	1	1	1	1	1	1	1	1	1
F01157	1	1	1	1	1	1	1	1	1	1	1	1	1	1
F01158	1	1	1	1	1	1	1	1	1	1	1	1	1	1
F01159	1	1	1	1	1	1	1	1	1	1	1	1	1	1
F01160	1	1	1	1	1	1	1	1	1	1	1	1	1	1
F01161	1	1	1	1	1	1	1	1	1	1	1	1	1	1
F01162	1	1	1	1	1	1	1	1	1	1	1	1	1	1
Number of females	12	12	12	12	12	12	12	12	12	12	12	12	12	12
Mean	1.0	1.0	1.0	1.0	1.0	1.0	1.0	1.0	1.0	1.0	1.0	1.0	1.0	1.0
Range	1	1	1	1	1	1	1	1	1	1	1	1	1	1

P: Pregnancy, L: lactation.

(Continued)

Findings were graded as follows

Lacrimation 1: None, 2: mild, 3: marked.

Salivation 1: None, 2: mild, 3: marked.

Appendix 17-1 (Continued) Individual FOB of female rats

(Control group)

Female No.	Observation of animals on observer's palm						
	Respiration						
	Pre	Day 8	Day 15	Day 1 (P)	Day 8 (P)	Day 15 (P)	Day 3 (L)
F01151	1	1	1	1	1	1	1
F01152	1	1	1	1	1	1	1
F01153	1	1	1	1	1	1	1
F01154	1	1	1	1	1	1	1
F01155	1	1	1	1	1	1	1
F01156	1	1	1	1	1	1	1
F01157	1	1	1	1	1	1	1
F01158	1	1	1	1	1	1	1
F01159	1	1	1	1	1	1	1
F01160	1	1	1	1	1	1	1
F01161	1	1	1	1	1	1	1
F01162	1	1	1	1	1	1	1
Number of females	12	12	12	12	12	12	12
Mean	1.0	1.0	1.0	1.0	1.0	1.0	1.0
Range	1	1	1	1	1	1	1

P: Pregnancy, L: lactation. (Continued)

Findings were graded as follows

Respiration 1: Normal, 2: bradypnea, 3: dyspnea.

Appendix 17-1 (Continued) Individual FOB of female rats

(Control group)

Female No.	Open-field test													
	Frequency of rearing (during a 2-minute period)							Frequency of grooming (during a 2-minute period)						
	Pre	Day 8	Day 15	Day 1 (P)	Day 8 (P)	Day 15 (P)	Day 3 (L)	Pre	Day 8	Day 15	Day 1 (P)	Day 8 (P)	Day 15 (P)	Day 3 (L)
F01151	10	4	2	0	0	0	6	0	0	0	0	0	0	0
F01152	14	7	6	2	6	7	7	0	0	0	0	0	0	0
F01153	12	5	0	1	3	0	10	0	0	0	0	0	0	0
F01154	13	8	8	3	8	4	9	0	0	0	0	0	0	0
F01155	12	3	9	7	22	8	18	0	0	0	0	0	0	0
F01156	9	4	9	9	11	11	10	0	0	0	0	0	0	0
F01157	10	5	3	1	7	10	7	0	0	0	0	0	0	0
F01158	3	8	1	6	1	4	5	0	0	0	0	0	0	0
F01159	16	5	9	8	7	3	11	0	0	0	0	0	0	0
F01160	11	8	8	9	11	4	4	0	0	0	0	0	0	0
F01161	15	2	13	5	15	5	12	0	0	0	0	0	0	0
F01162	5	6	4	10	12	4	13	0	0	0	0	0	0	0
Number of females	12	12	12	12	12	12	12	12	12	12	12	12	12	12
Mean	10.8	5.4	6.0	5.1	8.6	5.0	9.3	0.0	0.0	0.0	0.0	0.0	0.0	0.0
S.D.	3.8	2.0	4.0	3.6	6.2	3.5	3.9	0.0	0.0	0.0	0.0	0.0	0.0	0.0

P: Pregnancy, L: lactation.

(Continued)

Appendix 17-1 (Continued) Individual FOB of female rats

(Control group)

Female No.	Open-field test													
	Gait							Palpebral closure						
	Pre	Day 8	Day 15	Day 1 (P)	Day 8 (P)	Day 15 (P)	Day 3 (L)	Pre	Day 8	Day 15	Day 1 (P)	Day 8 (P)	Day 15 (P)	Day 3 (L)
F01151	1	1	1	1	1	1	1	1	1	1	1	1	1	1
F01152	1	1	1	1	1	1	1	1	1	1	1	1	1	1
F01153	1	1	1	1	1	1	1	1	1	1	1	1	1	1
F01154	1	1	1	1	1	1	1	1	1	1	1	1	1	1
F01155	1	1	1	1	1	1	1	1	1	1	1	1	1	1
F01156	1	1	1	1	1	1	1	1	1	1	1	1	1	1
F01157	1	1	1	1	1	1	1	1	1	1	1	1	1	1
F01158	1	1	1	1	1	1	1	1	1	1	1	1	1	1
F01159	1	1	1	1	1	1	1	1	1	1	1	1	1	1
F01160	1	1	1	1	1	1	1	1	1	1	1	1	1	1
F01161	1	1	1	1	1	1	1	1	1	1	1	1	1	1
F01162	1	1	1	1	1	1	1	1	1	1	1	1	1	1
Number of females	12	12	12	12	12	12	12	12	12	12	12	12	12	12
Mean	1.0	1.0	1.0	1.0	1.0	1.0	1.0	1.0	1.0	1.0	1.0	1.0	1.0	1.0
Range	1	1	1	1	1	1	1	1	1	1	1	1	1	1

P: Pregnancy, L: lactation. (Continued)

Findings were graded as follows

Gait 1: Normal, 2: unmoving, 3: staggering, 4: hind-limbs extended and dragged, 5: all fours extended, 6: forelimbs extended and dragged; unable to support body, 7: standing on tiptoe.

Palpebral closure 1: Eyelids open normally, 2: eyelids half-closed, 3: eyelids closed.

Appendix 17-1 (Continued) Individual FOB of female rats

(Control group)

Female No.	Open-field test													
	Consciousness							Behavioral abnormalities						
	Pre	Day 8	Day 15	Day 1 (P)	Day 8 (P)	Day 15 (P)	Day 3 (L)	Pre	Day 8	Day 15	Day 1 (P)	Day 8 (P)	Day 15 (P)	Day 3 (L)
F01151	2	2	2	2	2	2	2	1	1	1	1	1	1	1
F01152	2	2	2	2	2	2	2	1	1	1	1	1	1	1
F01153	2	2	2	2	2	2	2	1	1	1	1	1	1	1
F01154	2	2	2	2	2	2	2	1	1	1	1	1	1	1
F01155	2	2	2	2	2	2	2	1	1	1	1	1	1	1
F01156	2	2	2	2	2	2	2	1	1	1	1	1	1	1
F01157	2	2	2	2	2	2	2	1	1	1	1	1	1	1
F01158	2	2	2	2	2	2	2	1	1	1	1	1	1	1
F01159	2	2	2	2	2	2	2	1	1	1	1	1	1	1
F01160	2	2	2	2	2	2	2	1	1	1	1	1	1	1
F01161	2	2	2	2	2	2	2	1	1	1	1	1	1	1
F01162	2	2	2	2	2	2	2	1	1	1	1	1	1	1
Number of females	12	12	12	12	12	12	12	12	12	12	12	12	12	12
Mean	2.0	2.0	2.0	2.0	2.0	2.0	2.0	1.0	1.0	1.0	1.0	1.0	1.0	1.0
Range	2	2	2	2	2	2	2	1	1	1	1	1	1	1

P: Pregnancy, L: lactation.

(Continued)

Findings were graded as follows

Consciousness 1: Comatose; no response, 2: exploring behavior, 3: excited and moving spasmodically.

Behavioral abnormalities 1: Not observed, 2: straub's reaction, 3: moving backward, 4: writhing.

Appendix 17-1 (Continued) Individual FOB of female rats

(Control group)

Female No.	Open-field test						
	Righting reflex						
	Pre	Day 8	Day 15	Day 1 (P)	Day 8 (P)	Day 15 (P)	Day 3 (L)
F01151	1	1	1	1	1	1	1
F01152	1	1	1	1	1	1	1
F01153	1	1	1	1	1	1	1
F01154	1	1	1	1	1	1	1
F01155	1	1	1	1	1	1	1
F01156	1	1	1	1	1	1	1
F01157	1	1	1	1	1	1	1
F01158	1	1	1	1	1	1	1
F01159	1	1	1	1	1	1	1
F01160	1	1	1	1	1	1	1
F01161	1	1	1	1	1	1	1
F01162	1	1	1	1	1	1	1
Number of females	12	12	12	12	12	12	12
Mean	1.0	1.0	1.0	1.0	1.0	1.0	1.0
Range	1	1	1	1	1	1	1

P: Pregnancy, L: lactation.
Findings were graded as follows
Righting reflex 1: Righting itself immediately, 2: requiring 3 seconds or longer to right itself, 3: unable to right itself.

Appendix 17-2 Individual FOB of female rats

(silane, ethenyltrimethoxy- group at 62.5 mg/kg)

Female No.	Observation of animals in cages													
	Posture							Palpebral closure						
	Pre	Day 8	Day 15	Day 1 (P)	Day 8 (P)	Day 15 (P)	Day 3 (L)	Pre	Day 8	Day 15	Day 1 (P)	Day 8 (P)	Day 15 (P)	Day 3 (L)
F02251	2	2	2	2	2	2	2	1	1	1	1	1	1	1
F02252	2	2	2	Non-copulation				1	1	1	Non-copulation			
F02253	2	2	2	2	2	2	2	1	1	1	1	1	1	1
F02254	2	2	2	2	2	2	2	1	1	1	1	1	1	1
F02255	2	2	2	2	2	2	2	1	1	1	1	1	1	1
F02256	2	2	2	2	2	2	2	1	1	1	1	1	1	1
F02257	2	2	2	2	2	2	2	1	1	1	1	1	1	1
F02258	2	2	2	2	2	2	2	1	1	1	1	1	1	1
F02259	2	2	2	2	2	2	2	1	1	1	1	1	1	2
F02260	2	2	2	2	2	2	2	1	1	1	1	1	1	1
F02261	2	2	2	2	2	2	2	1	1	1	1	1	1	1
F02262	2	2	2	2	2	2	2	1	1	1	1	1	1	1
Number of females	12	12	12	11	11	11	11	12	12	12	11	11	11	11
Mean	2.0	2.0	2.0	2.0	2.0	2.0	2.0	1.0	1.0	1.0	1.0	1.0	1.0	1.1
Range	2	2	2	2	2	2	2	1	1	1	1	1	1	1-2
Significance														
Statistical method	DU	UA	UA	UA	UA	UA	UA	DU	UA	UA	UA	UA	UA	DU

P: Pregnancy, L: lactation.

(Continued)

DU: Analysis by Dunnett's test.

UA: Unable to be analyzed because the value in the treated group was the same as the value in the control group.

Findings were graded as follows

Posture 1: Prone or recumbent position, 2: resting normally, 3: moving or running about, 4: jumping.

Palpebral closure 1: Eyelids open normally, 2: eyelids half-closed, 3: eyelids closed.

Appendix 17-2 (Continued) Individual FOB of female rats

(silane, ethenyltrimethoxy- group at 62.5 mg/kg)

Female No.	Observation of animals in cages													
	Biting behavior							Clonic convulsions						
	Pre	Day 8	Day 15	Day 1 (P)	Day 8 (P)	Day 15 (P)	Day 3 (L)	Pre	Day 8	Day 15	Day 1 (P)	Day 8 (P)	Day 15 (P)	Day 3 (L)
F02251	1	1	1	1	1	1	1	1	1	1	1	1	1	1
F02252	1	1	1	Non-copulation				1	1	1	Non-copulation			
F02253	1	1	1	1	1	1	1	1	1	1	1	1	1	1
F02254	1	1	1	1	1	1	1	1	1	1	1	1	1	1
F02255	1	1	1	1	1	1	1	1	1	1	1	1	1	1
F02256	1	1	1	1	1	1	1	1	1	1	1	1	1	1
F02257	1	1	1	1	1	1	1	1	1	1	1	1	1	1
F02258	1	1	1	1	1	1	1	1	1	1	1	1	1	1
F02259	1	1	1	1	1	1	1	1	1	1	1	1	1	1
F02260	1	1	1	1	1	1	1	1	1	1	1	1	1	1
F02261	1	1	1	1	1	1	1	1	1	1	1	1	1	1
F02262	1	1	1	1	1	1	1	1	1	1	1	1	1	1
Number of females	12	12	12	11	11	11	11	12	12	12	11	11	11	11
Mean	1.0	1.0	1.0	1.0	1.0	1.0	1.0	1.0	1.0	1.0	1.0	1.0	1.0	1.0
Range	1	1	1	1	1	1	1	1	1	1	1	1	1	1
Significance														
Statistical method	UA	UA	UA	UA	UA	UA	UA	UA	UA	UA	UA	UA	UA	UA

P: Pregnancy, L: lactation.

(Continued)

UA: Unable to be analyzed because the value in the treated group was the same as the value in the control group.

Findings were graded as follows

Biting behavior 1: Not observed, 2: observed.

Clonic convulsions 1: Not observed, 2: jaw convulsions, 3: tremor.

Appendix 17-2 (Continued) Individual FOB of female rats

(silane, ethenyltrimethoxy- group at 62.5 mg/kg)

Female No.	Observation of animals in cages						
	Tonic convulsions						
	Pre	Day 8	Day 15	Day 1 (P)	Day 8 (P)	Day 15 (P)	Day 3 (L)
F02251	1	1	1	1	1	1	1
F02252	1	1	1	Non-copulation			
F02253	1	1	1	1	1	1	1
F02254	1	1	1	1	1	1	1
F02255	1	1	1	1	1	1	1
F02256	1	1	1	1	1	1	1
F02257	1	1	1	1	1	1	1
F02258	1	1	1	1	1	1	1
F02259	1	1	1	1	1	1	1
F02260	1	1	1	1	1	1	1
F02261	1	1	1	1	1	1	1
F02262	1	1	1	1	1	1	1
Number of females	12	12	12	11	11	11	11
Mean	1.0	1.0	1.0	1.0	1.0	1.0	1.0
Range	1	1	1	1	1	1	1
Significance							
Statistical method	UA	UA	UA	UA	UA	UA	UA

P: Pregnancy, L: lactation. (Continued)

UA: Unable to be analyzed because the value in the treated group was the same as the value in the control group.

Findings were graded as follows

Tonic convulsions 1: Not observed, 2: tonic extension, 3: opisthotonus convulsions, 4: saltatory convulsions, 5: asphyxial convulsions.

Appendix 17-2 (Continued) Individual FOB of female rats

(silane, ethenyltrimethoxy- group at 62.5 mg/kg)

Female No.	Observation of animals on observer's palm													
	Ease of removal from cage							Ease of handling						
	Pre	Day 8	Day 15	Day 1 (P)	Day 8 (P)	Day 15 (P)	Day 3 (L)	Pre	Day 8	Day 15	Day 1 (P)	Day 8 (P)	Day 15 (P)	Day 3 (L)
F02251	2	2	1	2	2	2	2	2	2	1	2	2	2	2
F02252	2	2	1	Non-copulation				2	2	2	Non-copulation			
F02253	1	2	2	2	2	2	2	2	2	2	2	2	2	2
F02254	2	2	2	2	2	2	2	2	2	2	2	2	2	2
F02255	2	1	2	2	2	2	2	2	1	2	2	2	2	2
F02256	2	2	2	2	2	2	2	2	2	2	2	2	2	2
F02257	2	2	2	2	2	2	2	2	2	2	2	2	2	2
F02258	1	2	2	2	2	2	2	2	2	2	2	2	2	2
F02259	2	2	2	2	2	2	2	2	2	2	2	2	2	2
F02260	2	2	2	2	2	2	2	2	2	2	2	2	2	2
F02261	1	2	2	2	2	2	2	1	2	2	2	2	2	2
F02262	2	2	2	2	2	2	2	1	2	2	2	2	2	2
Number of females	12	12	12	11	11	11	11	12	12	12	11	11	11	11
Mean	1.8	1.9	1.8	2.0	2.0	2.0	2.0	1.8	1.9	1.9	2.0	2.0	2.0	2.0
Range	1-2	1-2	1-2	2	2	2	2	1-2	1-2	1-2	2	2	2	2
Significance														
Statistical method	DU	DU	DU	UA	UA	UA	UA	DU	DU	DU	UA	UA	UA	UA

P: Pregnancy, L: lactation.

(Continued)

DU: Analysis by Dunnett's test.

UA: Unable to be analyzed because the value in the treated group was the same as the value in the control group.

Findings were graded as follows

Ease of removal from cage 1: Docile and allowing itself to be handled, 2: rearing or cowering, 3: running about; hard to catch.

Ease of handling 1: Docile and allowing itself to be handled, 2: struggling slightly or vocalizing, 3: struggling and trying to bite observer's hand.

Appendix 17-2 (Continued) Individual FOB of female rats

(silane, ethenyltrimethoxy- group at 62.5 mg/kg)

Female No.	Observation of animals on observer's palm													
	Muscle tone							Fur conditions						
	Pre	Day 8	Day 15	Day 1 (P)	Day 8 (P)	Day 15 (P)	Day 3 (L)	Pre	Day 8	Day 15	Day 1 (P)	Day 8 (P)	Day 15 (P)	Day 3 (L)
F02251	2	2	2	2	2	2	2	1	1	1	1	1	1	1
F02252	2	2	2	Non-copulation				1	1	1	Non-copulation			
F02253	2	2	2	2	2	2	2	1	1	1	1	1	1	1
F02254	2	2	2	2	2	2	2	1	1	1	1	1	1	1
F02255	2	2	2	2	2	2	2	1	1	1	1	1	1	1
F02256	2	2	2	2	2	2	2	1	1	1	1	1	1	1
F02257	2	2	2	2	2	2	2	1	1	1	1	1	1	1
F02258	2	2	2	2	2	2	2	1	1	1	1	1	1	1
F02259	2	2	2	2	2	2	2	1	1	1	1	1	1	1
F02260	2	2	2	2	2	2	2	1	1	1	1	1	1	1
F02261	2	2	2	2	2	2	2	1	1	1	1	1	1	1
F02262	2	2	2	2	2	2	2	1	1	1	1	1	1	1
Number of females	12	12	12	11	11	11	11	12	12	12	11	11	11	11
Mean	2.0	2.0	2.0	2.0	2.0	2.0	2.0	1.0	1.0	1.0	1.0	1.0	1.0	1.0
Range	2	2	2	2	2	2	2	1	1	1	1	1	1	1
Significance														
Statistical method	UA	UA	UA	UA	UA	UA	UA	UA	UA	DU	UA	UA	UA	UA

P: Pregnancy, L: lactation.

(Continued)

DU: Analysis by Dunnett's test.

UA: Unable to be analyzed because the value in the treated group was the same as the value in the control group.

Findings were graded as follows

Muscle tone 1: Decreased, 2: normal, 3: increased.

Fur conditions 1: Normal, 2: slightly soiled, 3: markedly soiled.

Appendix 17-2 (Continued) Individual FOB of female rats

(silane, ethenyltrimethoxy- group at 62.5 mg/kg)

Female No.	Observation of animals on observer's palm													
	Lacrimation							Salivation						
	Pre	Day 8	Day 15	Day 1 (P)	Day 8 (P)	Day 15 (P)	Day 3 (L)	Pre	Day 8	Day 15	Day 1 (P)	Day 8 (P)	Day 15 (P)	Day 3 (L)
F02251	1	1	1	1	1	1	1	1	1	1	1	1	1	1
F02252	1	1	1	Non-copulation				1	1	1	Non-copulation			
F02253	1	1	1	1	1	1	1	1	1	1	1	1	1	1
F02254	1	1	1	1	1	1	1	1	1	1	1	1	1	1
F02255	1	1	1	1	1	1	1	1	1	1	1	1	1	1
F02256	1	1	1	1	1	1	1	1	1	1	1	1	1	1
F02257	1	1	1	1	1	1	1	1	1	1	1	1	1	1
F02258	1	1	1	1	1	1	1	1	1	1	1	1	1	1
F02259	1	1	1	1	1	1	1	1	1	1	1	1	1	1
F02260	1	1	1	1	1	1	1	1	1	1	1	1	1	1
F02261	1	1	1	1	1	1	1	1	1	1	1	1	1	1
F02262	1	1	1	1	1	1	1	1	1	1	1	1	1	1
Number of females	12	12	12	11	11	11	11	12	12	12	11	11	11	11
Mean	1.0	1.0	1.0	1.0	1.0	1.0	1.0	1.0	1.0	1.0	1.0	1.0	1.0	1.0
Range	1	1	1	1	1	1	1	1	1	1	1	1	1	1
Significance														
Statistical method	UA	UA	UA	UA	UA	UA	UA	UA	DU	DU	DU	DU	DU	DU

P: Pregnancy, L: lactation.

(Continued)

DU: Analysis by Dunnett's test.

UA: Unable to be analyzed because the value in the treated group was the same as the value in the control group.

Findings were graded as follows

Lacrimation 1: None, 2: mild, 3: marked.

Salivation 1: None, 2: mild, 3: marked.

Appendix 17-2 (Continued) Individual FOB of female rats

(silane, ethenyltrimethoxy- group at 62.5 mg/kg)

Female No.	Observation of animals on observer's palm						
	Respiration						
	Pre	Day 8	Day 15	Day 1 (P)	Day 8 (P)	Day 15 (P)	Day 3 (L)
F02251	1	1	1	1	1	1	1
F02252	1	1	1	Non-copulation			
F02253	1	1	1	1	1	1	1
F02254	1	1	1	1	1	1	1
F02255	1	1	1	1	1	1	1
F02256	1	1	1	1	1	1	1
F02257	1	1	1	1	1	1	1
F02258	1	1	1	1	1	1	1
F02259	1	1	1	1	1	1	1
F02260	1	1	1	1	1	1	1
F02261	1	1	1	1	1	1	1
F02262	1	1	1	1	1	1	1
Number of females	12	12	12	11	11	11	11
Mean	1.0	1.0	1.0	1.0	1.0	1.0	1.0
Range	1	1	1	1	1	1	1
Significance							
Statistical method	UA	UA	UA	UA	UA	UA	UA

P: Pregnancy, L: lactation. (Continued)

UA: Unable to be analyzed because the value in the treated group was the same as the value in the control group.

Findings were graded as follows

Respiration 1: Normal, 2: bradypnea, 3: dyspnea.

Appendix 17-2 (Continued) Individual FOB of female rats

(silane, ethenyltrimethoxy- group at 62.5 mg/kg)

Female No.	Open-field test													
	Frequency of rearing (during a 2-minute period)							Frequency of grooming (during a 2-minute period)						
	Pre	Day 8	Day 15	Day 1 (P)	Day 8 (P)	Day 15 (P)	Day 3 (L)	Pre	Day 8	Day 15	Day 1 (P)	Day 8 (P)	Day 15 (P)	Day 3 (L)
F02251	16	8	13	4	3	6	16	0	0	0	0	0	0	0
F02252	12	6	11	Non-copulation				0	0	0	Non-copulation			
F02253	12	6	12	6	8	7	11	0	0	0	0	0	0	0
F02254	4	0	3	0	1	0	5	0	0	0	0	0	0	0
F02255	15	6	16	5	10	1	9	0	0	0	0	0	0	0
F02256	4	7	2	2	3	7	6	0	0	0	0	0	0	0
F02257	2	9	2	1	3	1	4	0	0	0	0	0	0	0
F02258	13	8	4	6	1	3	10	0	0	0	0	0	0	1
F02259	1	7	11	10	8	6	15	0	0	0	0	0	0	0
F02260	14	5	13	11	10	7	5	0	0	0	0	0	0	0
F02261	16	3	3	0	5	1	1	0	0	0	0	0	0	0
F02262	1	5	8	4	1	4	0	0	0	0	0	0	0	0
Number of females	12	12	12	11	11	11	11	12	12	12	11	11	11	11
Mean	9.2	5.8	8.2	4.5	4.8	3.9	7.5	0.0	0.0	0.0	0.0	0.0	0.0	0.1
S.D.	6.2	2.4	5.1	3.7	3.6	2.8	5.2	0.0	0.0	0.0	0.0	0.0	0.0	0.3
Significance														
Statistical method	DU	DU	DT	DU	DU	DU	DU	UA	DU	DU	DU	UA	DU	DU

P: Pregnancy, L: lactation.

DU: Analysis by Dunnett's test.

DT: Analysis by Dunnett type mean rank test.

UA: Unable to be analyzed because the value in the treated group was the same as the value in the control group.

(Continued)

Appendix 17-2 (Continued) Individual FOB of female rats

(silane, ethenyltrimethoxy- group at 62.5 mg/kg)

Female No.	Open-field test													
	Gait							Palpebral closure						
	Pre	Day 8	Day 15	Day 1 (P)	Day 8 (P)	Day 15 (P)	Day 3 (L)	Pre	Day 8	Day 15	Day 1 (P)	Day 8 (P)	Day 15 (P)	Day 3 (L)
F02251	1	1	1	1	1	1	1	1	1	1	1	1	1	1
F02252	1	1	1	Non-copulation				1	1	1	Non-copulation			
F02253	1	1	1	1	1	1	1	1	1	1	1	1	1	1
F02254	1	1	1	1	1	1	1	1	1	1	1	1	1	1
F02255	1	1	1	1	1	1	1	1	1	1	1	1	1	1
F02256	1	1	1	1	1	1	1	1	1	1	1	1	1	1
F02257	1	1	1	1	1	1	1	1	1	1	1	1	1	1
F02258	1	1	1	1	1	1	1	1	1	1	1	1	1	1
F02259	1	1	1	1	1	1	1	1	1	1	1	1	1	1
F02260	1	1	1	1	1	1	1	1	1	1	1	1	1	1
F02261	1	1	1	1	1	1	1	1	1	1	1	1	1	1
F02262	1	1	1	1	1	1	1	1	1	1	1	1	1	1
Number of females	12	12	12	11	11	11	11	12	12	12	11	11	11	11
Mean	1.0	1.0	1.0	1.0	1.0	1.0	1.0	1.0	1.0	1.0	1.0	1.0	1.0	1.0
Range	1	1	1	1	1	1	1	1	1	1	1	1	1	1
Significance														
Statistical method	UA	UA	UA	UA	UA	UA	UA	UA	UA	UA	UA	UA	UA	UA

P: Pregnancy, L: lactation. (Continued)

UA: Unable to be analyzed because the value in the treated group was the same as the value in the control group.

Findings were graded as follows

Gait 1: Normal, 2: unmoving, 3: staggering, 4: hind-limbs extended and dragged, 5: all fours extended, 6: forelimbs extended and dragged; unable to support body, 7: standing on tiptoe.

Palpebral closure 1: Eyelids open normally, 2: eyelids half-closed, 3: eyelids closed.

Appendix 17-2 (Continued) Individual FOB of female rats

(silane, ethenyltrimethoxy- group at 62.5 mg/kg)

Female No.	Open-field test													
	Consciousness							Behavioral abnormalities						
	Pre	Day 8	Day 15	Day 1 (P)	Day 8 (P)	Day 15 (P)	Day 3 (L)	Pre	Day 8	Day 15	Day 1 (P)	Day 8 (P)	Day 15 (P)	Day 3 (L)
F02251	2	2	2	2	2	2	2	1	1	1	1	1	1	1
F02252	2	2	2	Non-copulation				1	1	1	Non-copulation			
F02253	2	2	2	2	2	2	2	1	1	1	1	1	1	1
F02254	2	2	2	2	2	2	2	1	1	1	1	1	1	1
F02255	2	2	2	2	2	2	2	1	1	1	1	1	1	1
F02256	2	2	2	2	2	2	2	1	1	1	1	1	1	1
F02257	2	2	2	2	2	2	2	1	1	1	1	1	1	1
F02258	2	2	2	2	2	2	2	1	1	1	1	1	1	1
F02259	2	2	2	2	2	2	2	1	1	1	1	1	1	1
F02260	2	2	2	2	2	2	2	1	1	1	1	1	1	1
F02261	2	2	2	2	2	2	2	1	1	1	1	1	1	1
F02262	2	2	2	2	2	2	2	1	1	1	1	1	1	1
Number of females	12	12	12	11	11	11	11	12	12	12	11	11	11	11
Mean	2.0	2.0	2.0	2.0	2.0	2.0	2.0	1.0	1.0	1.0	1.0	1.0	1.0	1.0
Range	2	2	2	2	2	2	2	1	1	1	1	1	1	1
Significance														
Statistical method	UA	UA	UA	UA	UA	UA	UA	UA	UA	UA	UA	UA	UA	UA

P: Pregnancy, L: lactation.

(Continued)

UA: Unable to be analyzed because the value in the treated group was the same as the value in the control group.

Findings were graded as follows

Consciousness 1: Comatose; no response, 2: exploring behavior, 3: excited and moving spasmodically.

Behavioral abnormalities 1: Not observed, 2: straub's reaction, 3: moving backward, 4: writhing.

Appendix 17-2 (Continued) Individual FOB of female rats

(silane, ethenyltrimethoxy- group at 62.5 mg/kg)

Female No.	Open-field test						
	Righting reflex						
	Pre	Day 8	Day 15	Day 1 (P)	Day 8 (P)	Day 15 (P)	Day 3 (L)
F02251	1	1	1	1	1	1	1
F02252	1	1	1	Non-copulation			
F02253	1	1	1	1	1	1	1
F02254	1	1	1	1	1	1	1
F02255	1	1	1	1	1	1	1
F02256	1	1	1	1	1	1	1
F02257	1	1	1	1	1	1	1
F02258	1	1	1	1	1	1	1
F02259	1	1	1	1	1	1	1
F02260	1	1	1	1	1	1	1
F02261	1	1	1	1	1	1	1
F02262	1	1	1	1	1	1	1
Number of females	12	12	12	11	11	11	11
Mean	1.0	1.0	1.0	1.0	1.0	1.0	1.0
Range	1	1	1	1	1	1	1
Significance							
Statistical method	UA	UA	UA	UA	UA	UA	UA

P: Pregnancy, L: lactation.

UA: Unable to be analyzed because the value in the treated group was the same as the value in the control group.

Findings were graded as follows

Righting reflex 1: Righting itself immediately, 2: requiring 3 seconds or longer to right itself, 3: unable to right itself.

Appendix 17-3 Individual FOB of female rats

(silane, ethenyltrimethoxy- group at 250 mg/kg)

Female No.	Observation of animals in cages													
	Posture							Palpebral closure						
	Pre	Day 8	Day 15	Day 1 (P)	Day 8 (P)	Day 15 (P)	Day 3 (L)	Pre	Day 8	Day 15	Day 1 (P)	Day 8 (P)	Day 15 (P)	Day 3 (L)
F03351	2	2	2	2	2	2	2	1	1	1	1	1	1	1
F03352	2	2	2	Non-copulation				1	1	1	Non-copulation			
F03353	2	2	2	2	2	2	2	1	1	1	1	1	1	3
F03354	2	2	2	2	2	2	2	1	1	1	1	1	1	1
F03355	2	2	2	2	2	2	2	1	1	1	1	1	1	1
F03356	2	2	2	2	2	2	2	1	1	1	1	1	1	1
F03357	3	2	2	2	2	2	2	1	1	1	1	1	1	1
F03358	2	2	2	2	2	2	2	1	1	1	1	1	1	1
F03359	2	2	2	2	2	2	2	1	1	1	1	1	1	1
F03360	2	2	2	2	2	2	2	1	1	1	1	1	1	1
F03361	2	2	2	2	2	2	2	1	1	1	1	1	1	1
F03362	2	2	2	2	2	2	2	3	1	1	1	1	1	1
Number of females	12	12	12	11	11	11	11	12	12	12	11	11	11	11
Mean	2.1	2.0	2.0	2.0	2.0	2.0	2.0	1.2	1.0	1.0	1.0	1.0	1.0	1.2
Range	2-3	2	2	2	2	2	2	1-3	1	1	1	1	1	1-3
Significance														
Statistical method	DU	UA	UA	UA	UA	UA	UA	DU	UA	UA	UA	UA	UA	DU

P: Pregnancy, L: lactation.

(Continued)

DU: Analysis by Dunnett's test.

UA: Unable to be analyzed because the value in the treated group was the same as the value in the control group.

Findings were graded as follows

Posture 1: Prone or recumbent position, 2: resting normally, 3: moving or running about, 4: jumping.

Palpebral closure 1: Eyelids open normally, 2: eyelids half-closed, 3: eyelids closed.

Appendix 17-3 (Continued) Individual FOB of female rats

(silane, ethenyltrimethoxy- group at 250 mg/kg)

Female No.	Observation of animals in cages													
	Biting behavior							Clonic convulsions						
	Pre	Day 8	Day 15	Day 1 (P)	Day 8 (P)	Day 15 (P)	Day 3 (L)	Pre	Day 8	Day 15	Day 1 (P)	Day 8 (P)	Day 15 (P)	Day 3 (L)
F03351	1	1	1	1	1	1	1	1	1	1	1	1	1	1
F03352	1	1	1	Non-copulation				1	1	1	Non-copulation			
F03353	1	1	1	1	1	1	1	1	1	1	1	1	1	1
F03354	1	1	1	1	1	1	1	1	1	1	1	1	1	1
F03355	1	1	1	1	1	1	1	1	1	1	1	1	1	1
F03356	1	1	1	1	1	1	1	1	1	1	1	1	1	1
F03357	1	1	1	1	1	1	1	1	1	1	1	1	1	1
F03358	1	1	1	1	1	1	1	1	1	1	1	1	1	1
F03359	1	1	1	1	1	1	1	1	1	1	1	1	1	1
F03360	1	1	1	1	1	1	1	1	1	1	1	1	1	1
F03361	1	1	1	1	1	1	1	1	1	1	1	1	1	1
F03362	1	1	1	1	1	1	1	1	1	1	1	1	1	1
Number of females	12	12	12	11	11	11	11	12	12	12	11	11	11	11
Mean	1.0	1.0	1.0	1.0	1.0	1.0	1.0	1.0	1.0	1.0	1.0	1.0	1.0	1.0
Range	1	1	1	1	1	1	1	1	1	1	1	1	1	1
Significance														
Statistical method	UA	UA	UA	UA	UA	UA	UA	UA	UA	UA	UA	UA	UA	UA

P: Pregnancy, L: lactation.

(Continued)

UA: Unable to be analyzed because the value in the treated group was the same as the value in the control group.

Findings were graded as follows

Biting behavior 1: Not observed, 2: observed.

Clonic convulsions 1: Not observed, 2: jaw convulsions, 3: tremor.

Appendix 17-3 (Continued) Individual FOB of female rats

(silane, ethenyltrimethoxy- group at 250 mg/kg)

Female No.	Observation of animals in cages						
	Tonic convulsions						
	Pre	Day 8	Day 15	Day 1 (P)	Day 8 (P)	Day 15 (P)	Day 3 (L)
F03351	1	1	1	1	1	1	1
F03352	1	1	1	Non-copulation			
F03353	1	1	1	1	1	1	1
F03354	1	1	1	1	1	1	1
F03355	1	1	1	1	1	1	1
F03356	1	1	1	1	1	1	1
F03357	1	1	1	1	1	1	1
F03358	1	1	1	1	1	1	1
F03359	1	1	1	1	1	1	1
F03360	1	1	1	1	1	1	1
F03361	1	1	1	1	1	1	1
F03362	1	1	1	1	1	1	1
Number of females	12	12	12	11	11	11	11
Mean	1.0	1.0	1.0	1.0	1.0	1.0	1.0
Range	1	1	1	1	1	1	1
Significance							
Statistical method	UA	UA	UA	UA	UA	UA	UA

P: Pregnancy, L: lactation. (Continued)

UA: Unable to be analyzed because the value in the treated group was the same as the value in the control group.

Findings were graded as follows

Tonic convulsions 1: Not observed, 2: tonic extension, 3: opisthotonus convulsions, 4: saltatory convulsions, 5: asphyxial convulsions.

Appendix 17-3 (Continued) Individual FOB of female rats

(silane, ethenyltrimethoxy- group at 250 mg/kg)

Female No.	Observation of animals on observer's palm													
	Ease of removal from cage							Ease of handling						
	Pre	Day 8	Day 15	Day 1 (P)	Day 8 (P)	Day 15 (P)	Day 3 (L)	Pre	Day 8	Day 15	Day 1 (P)	Day 8 (P)	Day 15 (P)	Day 3 (L)
F03351	2	2	2	2	2	2	2	2	2	2	2	2	2	2
F03352	2	2	1	Non-copulation				2	2	1	Non-copulation			
F03353	2	2	2	2	2	2	2	2	2	2	2	2	2	2
F03354	2	1	2	2	2	2	2	2	2	1	2	2	2	2
F03355	2	2	2	2	2	2	2	2	2	2	2	2	2	2
F03356	2	2	2	2	2	2	2	2	2	2	2	2	2	2
F03357	2	2	2	2	2	2	2	2	2	2	2	2	2	2
F03358	2	2	2	2	2	2	2	2	2	2	2	2	2	2
F03359	2	2	2	2	2	2	2	2	2	2	2	2	2	2
F03360	1	2	2	2	2	2	2	2	2	2	2	2	2	2
F03361	1	2	2	2	2	2	2	2	2	2	2	2	2	2
F03362	1	2	2	2	2	2	2	2	2	2	2	2	2	2
Number of females	12	12	12	11	11	11	11	12	12	12	11	11	11	11
Mean	1.8	1.9	1.9	2.0	2.0	2.0	2.0	2.0	2.0	1.8	2.0	2.0	2.0	2.0
Range	1-2	1-2	1-2	2	2	2	2	2	2	1-2	2	2	2	2
Significance														
Statistical method	DU	DU	DU	UA	UA	UA	UA	DU	DU	DU	UA	UA	UA	UA

P: Pregnancy, L: lactation.

(Continued)

DU: Analysis by Dunnett's test.

UA: Unable to be analyzed because the value in the treated group was the same as the value in the control group.

Findings were graded as follows

Ease of removal from cage 1: Docile and allowing itself to be handled, 2: rearing or cowering, 3: running about; hard to catch.

Ease of handling 1: Docile and allowing itself to be handled, 2: struggling slightly or vocalizing, 3: struggling and trying to bite observer's hand.

Appendix 17-3 (Continued) Individual FOB of female rats

(silane, ethenyltrimethoxy- group at 250 mg/kg)

Female No.	Observation of animals on observer's palm													
	Muscle tone							Fur conditions						
	Pre	Day 8	Day 15	Day 1 (P)	Day 8 (P)	Day 15 (P)	Day 3 (L)	Pre	Day 8	Day 15	Day 1 (P)	Day 8 (P)	Day 15 (P)	Day 3 (L)
F03351	2	2	2	2	2	2	2	1	1	1	1	1	1	1
F03352	2	2	2	Non-copulation				1	1	2	Non-copulation			
F03353	2	2	2	2	2	2	2	1	1	1	1	1	1	1
F03354	2	2	2	2	2	2	2	1	1	1	1	1	1	1
F03355	2	2	2	2	2	2	2	1	1	1	1	1	1	1
F03356	2	2	2	2	2	2	2	1	1	1	1	1	1	1
F03357	2	2	2	2	2	2	2	1	1	1	1	1	1	1
F03358	2	2	2	2	2	2	2	1	1	1	1	1	1	1
F03359	2	2	2	2	2	2	2	1	1	1	1	1	1	1
F03360	2	2	2	2	2	2	2	1	1	1	1	1	1	1
F03361	2	2	2	2	2	2	2	1	1	1	1	1	1	1
F03362	2	2	2	2	2	2	2	1	1	1	1	1	1	1
Number of females	12	12	12	11	11	11	11	12	12	12	11	11	11	11
Mean	2.0	2.0	2.0	2.0	2.0	2.0	2.0	1.0	1.0	1.1	1.0	1.0	1.0	1.0
Range	2	2	2	2	2	2	2	1	1	1-2	1	1	1	1
Significance														
Statistical method	UA	UA	UA	UA	UA	UA	UA	UA	UA	DU	UA	UA	UA	UA

P: Pregnancy, L: lactation.

(Continued)

DU: Analysis by Dunnett's test.

UA: Unable to be analyzed because the value in the treated group was the same as the value in the control group.

Findings were graded as follows

Muscle tone 1: Decreased, 2: normal, 3: increased.

Fur conditions 1: Normal, 2: slightly soiled, 3: markedly soiled.

Appendix 17-3 (Continued) Individual FOB of female rats

(silane, ethenyltrimethoxy- group at 250 mg/kg)

Female No.	Observation of animals on observer's palm													
	Lacrimation							Salivation						
	Pre	Day 8	Day 15	Day 1 (P)	Day 8 (P)	Day 15 (P)	Day 3 (L)	Pre	Day 8	Day 15	Day 1 (P)	Day 8 (P)	Day 15 (P)	Day 3 (L)
F03351	1	1	1	1	1	1	1	1	1	1	1	1	1	1
F03352	1	1	1	Non-copulation				1	1	1	Non-copulation			
F03353	1	1	1	1	1	1	1	1	1	1	1	1	1	1
F03354	1	1	1	1	1	1	1	1	1	1	1	1	1	1
F03355	1	1	1	1	1	1	1	1	1	1	1	1	1	1
F03356	1	1	1	1	1	1	1	1	1	1	1	1	1	1
F03357	1	1	1	1	1	1	1	1	1	1	1	1	1	1
F03358	1	1	1	1	1	1	1	1	1	1	1	1	1	1
F03359	1	1	1	1	1	1	1	1	1	1	1	1	1	1
F03360	1	1	1	1	1	1	1	1	1	1	1	1	1	1
F03361	1	1	1	1	1	1	1	1	1	1	1	1	1	1
F03362	1	1	1	1	1	1	1	1	1	1	1	1	1	1
Number of females	12	12	12	11	11	11	11	12	12	12	11	11	11	11
Mean	1.0	1.0	1.0	1.0	1.0	1.0	1.0	1.0	1.0	1.0	1.0	1.0	1.0	1.0
Range	1	1	1	1	1	1	1	1	1	1	1	1	1	1
Significance														
Statistical method	UA	UA	UA	UA	UA	UA	UA	UA	DU	DU	DU	DU	DU	DU

P: Pregnancy, L: lactation.

(Continued)

DU: Analysis by Dunnett's test.

UA: Unable to be analyzed because the value in the treated group was the same as the value in the control group.

Findings were graded as follows

Lacrimation 1: None, 2: mild, 3: marked.

Salivation 1: None, 2: mild, 3: marked.

Appendix 17-3 (Continued) Individual FOB of female rats

(silane, ethenyltrimethoxy- group at 250 mg/kg)

Female No.	Observation of animals on observer's palm						
	Respiration						
	Pre	Day 8	Day 15	Day 1 (P)	Day 8 (P)	Day 15 (P)	Day 3 (L)
F03351	1	1	1	1	1	1	1
F03352	1	1	1	Non-copulation			
F03353	1	1	1	1	1	1	1
F03354	1	1	1	1	1	1	1
F03355	1	1	1	1	1	1	1
F03356	1	1	1	1	1	1	1
F03357	1	1	1	1	1	1	1
F03358	1	1	1	1	1	1	1
F03359	1	1	1	1	1	1	1
F03360	1	1	1	1	1	1	1
F03361	1	1	1	1	1	1	1
F03362	1	1	1	1	1	1	1
Number of females	12	12	12	11	11	11	11
Mean	1.0	1.0	1.0	1.0	1.0	1.0	1.0
Range	1	1	1	1	1	1	1
Significance							
Statistical method	UA	UA	UA	UA	UA	UA	UA

P: Pregnancy, L: lactation. (Continued)

UA: Unable to be analyzed because the value in the treated group was the same as the value in the control group.

Findings were graded as follows

Respiration 1: Normal, 2: bradypnea, 3: dyspnea.

Appendix 17-3 (Continued) Individual FOB of female rats

(silane, ethenyltrimethoxy- group at 250 mg/kg)

Female No.	Open-field test													
	Frequency of rearing (during a 2-minute period)							Frequency of grooming (during a 2-minute period)						
	Pre	Day 8	Day 15	Day 1 (P)	Day 8 (P)	Day 15 (P)	Day 3 (L)	Pre	Day 8	Day 15	Day 1 (P)	Day 8 (P)	Day 15 (P)	Day 3 (L)
F03351	15	6	0	8	3	6	4	0	0	0	0	0	0	0
F03352	3	5	9	Non-copulation				0	0	0	Non-copulation			
F03353	19	10	9	5	4	8	1	0	0	0	0	0	0	0
F03354	14	8	7	11	13	12	12	0	0	0	0	0	1	0
F03355	16	12	10	9	15	16	22	0	0	1	0	0	0	0
F03356	3	4	5	1	9	6	7	0	0	0	0	0	0	0
F03357	18	6	10	7	9	10	5	0	0	0	0	0	0	0
F03358	10	6	10	7	9	6	0	0	0	0	0	0	0	0
F03359	12	4	6	4	5	13	3	0	0	0	0	0	0	0
F03360	13	4	1	3	3	5	1	0	0	0	0	0	0	0
F03361	8	6	2	8	0	5	0	0	0	0	0	0	0	0
F03362	6	5	2	7	5	0	8	0	0	0	0	0	0	0
Number of females	12	12	12	11	11	11	11	12	12	12	11	11	11	11
Mean	11.4	6.3	5.9	6.4	6.8	7.9	5.7	0.0	0.0	0.1	0.0	0.0	0.1	0.0
S.D.	5.5	2.5	3.8	2.9	4.6	4.5	6.6	0.0	0.0	0.3	0.0	0.0	0.3	0.0
Significance														
Statistical method	DU	DU	DT	DU	DU	DU	DU	UA	DU	DU	DU	UA	DU	DU

P: Pregnancy, L: lactation.

DU: Analysis by Dunnett's test.

DT: Analysis by Dunnett type mean rank test.

UA: Unable to be analyzed because the value in the treated group was the same as the value in the control group.

(Continued)

Appendix 17-3 (Continued) Individual FOB of female rats

(silane, ethenyltrimethoxy- group at 250 mg/kg)

Female No.	Open-field test													
	Gait							Palpebral closure						
	Pre	Day 8	Day 15	Day 1 (P)	Day 8 (P)	Day 15 (P)	Day 3 (L)	Pre	Day 8	Day 15	Day 1 (P)	Day 8 (P)	Day 15 (P)	Day 3 (L)
F03351	1	1	1	1	1	1	1	1	1	1	1	1	1	1
F03352	1	1	1	Non-copulation				1	1	1	Non-copulation			
F03353	1	1	1	1	1	1	1	1	1	1	1	1	1	1
F03354	1	1	1	1	1	1	1	1	1	1	1	1	1	1
F03355	1	1	1	1	1	1	1	1	1	1	1	1	1	1
F03356	1	1	1	1	1	1	1	1	1	1	1	1	1	1
F03357	1	1	1	1	1	1	1	1	1	1	1	1	1	1
F03358	1	1	1	1	1	1	1	1	1	1	1	1	1	1
F03359	1	1	1	1	1	1	1	1	1	1	1	1	1	1
F03360	1	1	1	1	1	1	1	1	1	1	1	1	1	1
F03361	1	1	1	1	1	1	1	1	1	1	1	1	1	1
F03362	1	1	1	1	1	1	1	1	1	1	1	1	1	1
Number of females	12	12	12	11	11	11	11	12	12	12	11	11	11	11
Mean	1.0	1.0	1.0	1.0	1.0	1.0	1.0	1.0	1.0	1.0	1.0	1.0	1.0	1.0
Range	1	1	1	1	1	1	1	1	1	1	1	1	1	1
Significance														
Statistical method	UA	UA	UA	UA	UA	UA	UA	UA	UA	UA	UA	UA	UA	UA

P: Pregnancy, L: lactation. (Continued)

UA: Unable to be analyzed because the value in the treated group was the same as the value in the control group.

Findings were graded as follows

Gait 1: Normal, 2: unmoving, 3: staggering, 4: hind-limbs extended and dragged, 5: all fours extended, 6: forelimbs extended and dragged; unable to support body, 7: standing on tiptoe.

Palpebral closure 1: Eyelids open normally, 2: eyelids half-closed, 3: eyelids closed.

Appendix 17-3 (Continued) Individual FOB of female rats

(silane, ethenyltrimethoxy- group at 250 mg/kg)

Female No.	Open-field test													
	Consciousness							Behavioral abnormalities						
	Pre	Day 8	Day 15	Day 1 (P)	Day 8 (P)	Day 15 (P)	Day 3 (L)	Pre	Day 8	Day 15	Day 1 (P)	Day 8 (P)	Day 15 (P)	Day 3 (L)
F03351	2	2	2	2	2	2	2	1	1	1	1	1	1	1
F03352	2	2	2	Non-copulation				1	1	1	Non-copulation			
F03353	2	2	2	2	2	2	2	1	1	1	1	1	1	1
F03354	2	2	2	2	2	2	2	1	1	1	1	1	1	1
F03355	2	2	2	2	2	2	2	1	1	1	1	1	1	1
F03356	2	2	2	2	2	2	2	1	1	1	1	1	1	1
F03357	2	2	2	2	2	2	2	1	1	1	1	1	1	1
F03358	2	2	2	2	2	2	2	1	1	1	1	1	1	1
F03359	2	2	2	2	2	2	2	1	1	1	1	1	1	1
F03360	2	2	2	2	2	2	2	1	1	1	1	1	1	1
F03361	2	2	2	2	2	2	2	1	1	1	1	1	1	1
F03362	2	2	2	2	2	2	2	1	1	1	1	1	1	1
Number of females	12	12	12	11	11	11	11	12	12	12	11	11	11	11
Mean	2.0	2.0	2.0	2.0	2.0	2.0	2.0	1.0	1.0	1.0	1.0	1.0	1.0	1.0
Range	2	2	2	2	2	2	2	1	1	1	1	1	1	1
Significance														
Statistical method	UA	UA	UA	UA	UA	UA	UA	UA	UA	UA	UA	UA	UA	UA

P: Pregnancy, L: lactation. (Continued)

UA: Unable to be analyzed because the value in the treated group was the same as the value in the control group.

Findings were graded as follows

Consciousness 1: Comatose; no response, 2: exploring behavior, 3: excited and moving spasmodically.

Behavioral abnormalities 1: Not observed, 2: straub's reaction, 3: moving backward, 4: writhing.

Appendix 17-3 (Continued) Individual FOB of female rats

(silane, ethenyltrimethoxy- group at 250 mg/kg)

Female No.	Open-field test						
	Righting reflex						
	Pre	Day 8	Day 15	Day 1 (P)	Day 8 (P)	Day 15 (P)	Day 3 (L)
F03351	1	1	1	1	1	1	1
F03352	1	1	1	Non-copulation			
F03353	1	1	1	1	1	1	1
F03354	1	1	1	1	1	1	1
F03355	1	1	1	1	1	1	1
F03356	1	1	1	1	1	1	1
F03357	1	1	1	1	1	1	1
F03358	1	1	1	1	1	1	1
F03359	1	1	1	1	1	1	1
F03360	1	1	1	1	1	1	1
F03361	1	1	1	1	1	1	1
F03362	1	1	1	1	1	1	1
Number of females	12	12	12	11	11	11	11
Mean	1.0	1.0	1.0	1.0	1.0	1.0	1.0
Range	1	1	1	1	1	1	1
Significance							
Statistical method	UA	UA	UA	UA	UA	UA	UA

P: Pregnancy, L: lactation.

UA: Unable to be analyzed because the value in the treated group was the same as the value in the control group.

Findings were graded as follows

Righting reflex 1: Righting itself immediately, 2: requiring 3 seconds or longer to right itself, 3: unable to right itself.

Appendix 17-4 Individual FOB of female rats

(silane, ethenyltrimethoxy- group at 1000 mg/kg)

Female No.	Observation of animals in cages													
	Posture							Palpebral closure						
	Pre	Day 8	Day 15	Day 1 (P)	Day 8 (P)	Day 15 (P)	Day 3 (L)	Pre	Day 8	Day 15	Day 1 (P)	Day 8 (P)	Day 15 (P)	Day 3 (L)
F04451	2	2	2	2	2	2	2	1	1	1	1	1	1	1
F04452	2	2	2	Non-copulation				1	1	1	Non-copulation			
F04453	2	2	2	2	2	2	2	1	1	1	1	1	1	1
F04454	2	2	2	2	2	2	2	1	1	1	1	1	1	1
F04455	2	Death on Day 8 of administration						1	Death on Day 8 of administration					
F04456	3	2	2	2	2	2	2	1	1	1	1	1	1	1
F04457	2	2	2	2	2	2	2	1	1	1	1	1	1	1
F04458	2	2	2	2	2	2	2	1	1	1	1	1	1	1
F04459	2	2	2	2	2	2	2	1	1	1	1	1	1	1
F04460	2	2	2	2	2	2	2	1	1	1	1	1	1	1
F04461	2	2	2	2	2	2	2	1	1	1	1	1	1	1
F04462	2	2	2	2	2	2	2	1	1	1	1	1	1	1
Number of females	12	11	11	10	10	10	10	12	11	11	10	10	10	10
Mean	2.1	2.0	2.0	2.0	2.0	2.0	2.0	1.0	1.0	1.0	1.0	1.0	1.0	1.0
Range	2-3	2	2	2	2	2	2	1	1	1	1	1	1	1
Significance														
Statistical method	DU	UA	UA	UA	UA	UA	UA	DU	UA	UA	UA	UA	UA	DU

P: Pregnancy, L: lactation.

(Continued)

DU: Analysis by Dunnett's test.

UA: Unable to be analyzed because the value in the treated group was the same as the value in the control group.

Findings were graded as follows

Posture 1: Prone or recumbent position, 2: resting normally, 3: moving or running about, 4: jumping.

Palpebral closure 1: Eyelids open normally, 2: eyelids half-closed, 3: eyelids closed.

Appendix 17-4 (Continued) Individual FOB of female rats

(silane, ethenyltrimethoxy- group at 1000 mg/kg)

Female No.	Observation of animals in cages													
	Biting behavior							Clonic convulsions						
	Pre	Day 8	Day 15	Day 1 (P)	Day 8 (P)	Day 15 (P)	Day 3 (L)	Pre	Day 8	Day 15	Day 1 (P)	Day 8 (P)	Day 15 (P)	Day 3 (L)
F04451	1	1	1	1	1	1	1	1	1	1	1	1	1	1
F04452	1	1	1	Non-copulation				1	1	1	Non-copulation			
F04453	1	1	1	1	1	1	1	1	1	1	1	1	1	1
F04454	1	1	1	1	1	1	1	1	1	1	1	1	1	1
F04455	1	Death on Day 8 of administration						1	Death on Day 8 of administration					
F04456	1	1	1	1	1	1	1	1	1	1	1	1	1	1
F04457	1	1	1	1	1	1	1	1	1	1	1	1	1	1
F04458	1	1	1	1	1	1	1	1	1	1	1	1	1	1
F04459	1	1	1	1	1	1	1	1	1	1	1	1	1	1
F04460	1	1	1	1	1	1	1	1	1	1	1	1	1	1
F04461	1	1	1	1	1	1	1	1	1	1	1	1	1	1
F04462	1	1	1	1	1	1	1	1	1	1	1	1	1	1
Number of females	12	11	11	10	10	10	10	12	11	11	10	10	10	10
Mean	1.0	1.0	1.0	1.0	1.0	1.0	1.0	1.0	1.0	1.0	1.0	1.0	1.0	1.0
Range	1	1	1	1	1	1	1	1	1	1	1	1	1	1
Significance														
Statistical method	UA	UA	UA	UA	UA	UA	UA	UA	UA	UA	UA	UA	UA	UA

P: Pregnancy, L: lactation.

(Continued)

UA: Unable to be analyzed because the value in the treated group was the same as the value in the control group.

Findings were graded as follows

Biting behavior 1: Not observed, 2: observed.

Clonic convulsions 1: Not observed, 2: jaw convulsions, 3: tremor.

Appendix 17-4 (Continued) Individual FOB of female rats

(silane, ethenyltrimethoxy- group at 1000 mg/kg)

Female No.	Observation of animals in cages						
	Tonic convulsions						
	Pre	Day 8	Day 15	Day 1 (P)	Day 8 (P)	Day 15 (P)	Day 3 (L)
F04451	1	1	1	1	1	1	1
F04452	1	1	1	Non-copulation			
F04453	1	1	1	1	1	1	1
F04454	1	1	1	1	1	1	1
F04455	1	Death on Day 8 of administration					
F04456	1	1	1	1	1	1	1
F04457	1	1	1	1	1	1	1
F04458	1	1	1	1	1	1	1
F04459	1	1	1	1	1	1	1
F04460	1	1	1	1	1	1	1
F04461	1	1	1	1	1	1	1
F04462	1	1	1	1	1	1	1
Number of females	12	11	11	10	10	10	10
Mean	1.0	1.0	1.0	1.0	1.0	1.0	1.0
Range	1	1	1	1	1	1	1
Significance							
Statistical method	UA	UA	UA	UA	UA	UA	UA

P: Pregnancy, L: lactation. (Continued)

UA: Unable to be analyzed because the value in the treated group was the same as the value in the control group.

Findings were graded as follows

Tonic convulsions 1: Not observed, 2: tonic extension, 3: opisthotonus convulsions, 4: saltatory convulsions, 5: asphyxial convulsions.

Appendix 17-4 (Continued) Individual FOB of female rats

(silane, ethenyltrimethoxy- group at 1000 mg/kg)

Female No.	Observation of animals on observer's palm													
	Ease of removal from cage							Ease of handling						
	Pre	Day 8	Day 15	Day 1 (P)	Day 8 (P)	Day 15 (P)	Day 3 (L)	Pre	Day 8	Day 15	Day 1 (P)	Day 8 (P)	Day 15 (P)	Day 3 (L)
F04451	2	2	2	2	2	2	2	2	2	2	2	2	2	2
F04452	1	2	2	Non-copulation				1	2	2	Non-copulation			
F04453	2	2	2	2	2	2	2	2	2	2	2	2	2	2
F04454	2	2	2	2	2	2	2	2	2	2	2	2	2	2
F04455	2	Death on Day 8 of administration						2	Death on Day 8 of administration					
F04456	2	2	2	2	2	2	2	2	2	2	2	2	2	2
F04457	2	2	2	2	2	2	2	2	2	2	2	2	2	2
F04458	2	2	2	2	2	2	2	2	2	2	2	2	2	2
F04459	2	2	2	2	2	2	2	2	2	2	2	2	2	2
F04460	2	2	2	2	2	2	2	2	2	2	2	2	2	2
F04461	2	2	2	2	2	2	2	2	2	2	2	2	2	2
F04462	2	2	2	2	2	2	2	2	2	2	2	2	2	2
Number of females	12	11	11	10	10	10	10	12	11	11	10	10	10	10
Mean	1.9	2.0	2.0	2.0	2.0	2.0	2.0	1.9	2.0	2.0	2.0	2.0	2.0	2.0
Range	1-2	2	2	2	2	2	2	1-2	2	2	2	2	2	2
Significance														
Statistical method	DU	DU	DU	UA	UA	UA	UA	DU	DU	DU	UA	UA	UA	UA

P: Pregnancy, L: lactation.

(Continued)

DU: Analysis by Dunnett's test.

UA: Unable to be analyzed because the value in the treated group was the same as the value in the control group.

Findings were graded as follows

Ease of removal from cage 1: Docile and allowing itself to be handled, 2: rearing or cowering, 3: running about; hard to catch.

Ease of handling 1: Docile and allowing itself to be handled, 2: struggling slightly or vocalizing, 3: struggling and trying to bite observer's hand.

Appendix 17-4 (Continued) Individual FOB of female rats

(silane, ethenyltrimethoxy- group at 1000 mg/kg)

Female No.	Observation of animals on observer's palm													
	Muscle tone							Fur conditions						
	Pre	Day 8	Day 15	Day 1 (P)	Day 8 (P)	Day 15 (P)	Day 3 (L)	Pre	Day 8	Day 15	Day 1 (P)	Day 8 (P)	Day 15 (P)	Day 3 (L)
F04451	2	2	2	2	2	2	2	1	1	1	1	1	1	1
F04452	2	2	2	Non-copulation				1	1	1	Non-copulation			
F04453	2	2	2	2	2	2	2	1	1	1	1	1	1	1
F04454	2	2	2	2	2	2	2	1	1	1	1	1	1	1
F04455	2	Death on Day 8 of administration						1	Death on Day 8 of administration					
F04456	2	2	2	2	2	2	2	1	1	1	1	1	1	1
F04457	2	2	2	2	2	2	2	1	1	1	1	1	1	1
F04458	2	2	2	2	2	2	2	1	1	1	1	1	1	1
F04459	2	2	2	2	2	2	2	1	1	1	1	1	1	1
F04460	2	2	2	2	2	2	2	1	1	1	1	1	1	1
F04461	2	2	2	2	2	2	2	1	1	1	1	1	1	1
F04462	2	2	2	2	2	2	2	1	1	1	1	1	1	1
Number of females	12	11	11	10	10	10	10	12	11	11	10	10	10	10
Mean	2.0	2.0	2.0	2.0	2.0	2.0	2.0	1.0	1.0	1.0	1.0	1.0	1.0	1.0
Range	2	2	2	2	2	2	2	1	1	1	1	1	1	1
Significance														
Statistical method	UA	UA	UA	UA	UA	UA	UA	UA	UA	DU	UA	UA	UA	UA

P: Pregnancy, L: lactation.

(Continued)

DU: Analysis by Dunnett's test.

UA: Unable to be analyzed because the value in the treated group was the same as the value in the control group.

Findings were graded as follows

Muscle tone 1: Decreased, 2: normal, 3: increased.

Fur conditions 1: Normal, 2: slightly soiled, 3: markedly soiled.

Appendix 17-4 (Continued) Individual FOB of female rats

(silane, ethenyltrimethoxy- group at 1000 mg/kg)

Female No.	Observation of animals on observer's palm													
	Lacrimation							Salivation						
	Pre	Day 8	Day 15	Day 1 (P)	Day 8 (P)	Day 15 (P)	Day 3 (L)	Pre	Day 8	Day 15	Day 1 (P)	Day 8 (P)	Day 15 (P)	Day 3 (L)
F04451	1	1	1	1	1	1	1	1	1	1	1	1	1	2
F04452	1	1	1	Non-copulation				1	1	1	Non-copulation			
F04453	1	1	1	1	1	1	1	1	1	1	2	2	2	1
F04454	1	1	1	1	1	1	1	1	1	1	1	1	1	1
F04455	1	Death on Day 8 of administration						1	Death on Day 8 of administration					
F04456	1	1	1	1	1	1	1	1	1	1	1	1	1	1
F04457	1	1	1	1	1	1	1	1	1	1	2	1	2	2
F04458	1	1	1	1	1	1	1	1	1	1	1	2	2	1
F04459	1	1	1	1	1	1	1	1	1	1	1	1	1	1
F04460	1	1	1	1	1	1	1	1	3	3	3	3	3	2
F04461	1	1	1	1	1	1	1	1	1	3	3	1	1	2
F04462	1	1	1	1	1	1	1	1	1	1	2	1	2	3
Number of females	12	11	11	10	10	10	10	12	11	11	10	10	10	10
Mean	1.0	1.0	1.0	1.0	1.0	1.0	1.0	1.0	1.2	1.4	1.7	1.4	1.6	1.6
Range	1	1	1	1	1	1	1	1	1-3	1-3	1-3	1-3	1-3	1-3
Significance											**	*	**	**
Statistical method	UA	UA	UA	UA	UA	UA	UA	UA	DU	DU	DU	DU	DU	DU

P: Pregnancy, L: lactation. (Continued)

Significantly different from control group (*: P<0.05, **: P<0.01).

DU: Analysis by Dunnett's test.

UA: Unable to be analyzed because the value in the treated group was the same as the value in the control group.

Findings were graded as follows

Lacrimation 1: None, 2: mild, 3: marked.

Salivation 1: None, 2: mild, 3: marked.

Appendix 17-4 (Continued) Individual FOB of female rats

(silane, ethenyltrimethoxy- group at 1000 mg/kg)

Female No.	Observation of animals on observer's palm						
	Respiration						
	Pre	Day 8	Day 15	Day 1 (P)	Day 8 (P)	Day 15 (P)	Day 3 (L)
F04451	1	1	1	1	1	1	1
F04452	1	1	1	Non-copulation			
F04453	1	1	1	1	1	1	1
F04454	1	1	1	1	1	1	1
F04455	1	Death on Day 8 of administration					
F04456	1	1	1	1	1	1	1
F04457	1	1	1	1	1	1	1
F04458	1	1	1	1	1	1	1
F04459	1	1	1	1	1	1	1
F04460	1	1	1	1	1	1	1
F04461	1	1	1	1	1	1	1
F04462	1	1	1	1	1	1	1
Number of females	12	11	11	10	10	10	10
Mean	1.0	1.0	1.0	1.0	1.0	1.0	1.0
Range	1	1	1	1	1	1	1
Significance							
Statistical method	UA	UA	UA	UA	UA	UA	UA

P: Pregnancy, L: lactation. (Continued)

UA: Unable to be analyzed because the value in the treated group was the same as the value in the control group.

Findings were graded as follows

Respiration 1: Normal, 2: bradypnea, 3: dyspnea.

Appendix 17-4 (Continued) Individual FOB of female rats

(silane, ethenyltrimethoxy- group at 1000 mg/kg)

Female No.	Open-field test													
	Frequency of rearing (during a 2-minute period)							Frequency of grooming (during a 2-minute period)						
	Pre	Day 8	Day 15	Day 1 (P)	Day 8 (P)	Day 15 (P)	Day 3 (L)	Pre	Day 8	Day 15	Day 1 (P)	Day 8 (P)	Day 15 (P)	Day 3 (L)
F04451	4	7	3	7	7	2	7	0	0	0	0	0	0	0
F04452	10	10	2	Non-copulation				0	0	0	Non-copulation			
F04453	1	8	2	3	2	0	10	0	0	0	0	0	0	0
F04454	4	4	4	2	1	1	4	0	1	0	0	0	0	0
F04455	11	Death on Day 8 of administration						0	Death on Day 8 of administration					
F04456	13	6	4	0	2	5	8	0	0	0	0	0	0	0
F04457	0	8	6	8	5	3	2	0	0	0	0	0	0	0
F04458	13	7	3	4	5	1	4	0	0	0	0	0	0	0
F04459	4	6	7	6	3	2	2	0	0	0	1	0	0	0
F04460	10	9	5	7	10	13	13	0	0	0	0	0	0	0
F04461	6	4	2	10	4	2	8	0	0	0	0	0	0	0
F04462	6	2	4	5	0	3	1	0	0	0	0	0	0	0
Number of females	12	11	11	10	10	10	10	12	11	11	10	10	10	10
Mean	6.8	6.5	3.8	5.2	3.9	3.2	5.9	0.0	0.1	0.0	0.1	0.0	0.0	0.0
S.D.	4.5	2.4	1.7	3.0	3.0	3.7	3.9	0.0	0.3	0.0	0.3	0.0	0.0	0.0
Significance														
Statistical method	DU	DU	DT	DU	DU	DU	DU	UA	DU	DU	DU	UA	DU	DU

P: Pregnancy, L: lactation.

DU: Analysis by Dunnett's test.

DT: Analysis by Dunnett type mean rank test.

UA: Unable to be analyzed because the value in the treated group was the same as the value in the control group.

(Continued)

Appendix 17-4 (Continued) Individual FOB of female rats

(silane, ethenyltrimethoxy- group at 1000 mg/kg)

Female No.	Open-field test													
	Gait							Palpebral closure						
	Pre	Day 8	Day 15	Day 1 (P)	Day 8 (P)	Day 15 (P)	Day 3 (L)	Pre	Day 8	Day 15	Day 1 (P)	Day 8 (P)	Day 15 (P)	Day 3 (L)
F04451	1	1	1	1	1	1	1	1	1	1	1	1	1	1
F04452	1	1	1	Non-copulation				1	1	1	Non-copulation			
F04453	1	1	1	1	1	1	1	1	1	1	1	1	1	1
F04454	1	1	1	1	1	1	1	1	1	1	1	1	1	1
F04455	1	Death on Day 8 of administration						1	Death on Day 8 of administration					
F04456	1	1	1	1	1	1	1	1	1	1	1	1	1	1
F04457	1	1	1	1	1	1	1	1	1	1	1	1	1	1
F04458	1	1	1	1	1	1	1	1	1	1	1	1	1	1
F04459	1	1	1	1	1	1	1	1	1	1	1	1	1	1
F04460	1	1	1	1	1	1	1	1	1	1	1	1	1	1
F04461	1	1	1	1	1	1	1	1	1	1	1	1	1	1
F04462	1	1	1	1	1	1	1	1	1	1	1	1	1	1
Number of females	12	11	11	10	10	10	10	12	11	11	10	10	10	10
Mean	1.0	1.0	1.0	1.0	1.0	1.0	1.0	1.0	1.0	1.0	1.0	1.0	1.0	1.0
Range	1	1	1	1	1	1	1	1	1	1	1	1	1	1
Significance														
Statistical method	UA	UA	UA	UA	UA	UA	UA	UA	UA	UA	UA	UA	UA	UA

P: Pregnancy, L: lactation. (Continued)

UA: Unable to be analyzed because the value in the treated group was the same as the value in the control group.

Findings were graded as follows

Gait 1: Normal, 2: unmoving, 3: staggering, 4: hind-limbs extended and dragged, 5: all fours extended, 6: forelimbs extended and dragged; unable to support body, 7: standing on tiptoe.

Palpebral closure 1: Eyelids open normally, 2: eyelids half-closed, 3: eyelids closed.

Appendix 17-4 (Continued) Individual FOB of female rats

(silane, ethenyltrimethoxy- group at 1000 mg/kg)

Female No.	Open-field test													
	Consciousness							Behavioral abnormalities						
	Pre	Day 8	Day 15	Day 1 (P)	Day 8 (P)	Day 15 (P)	Day 3 (L)	Pre	Day 8	Day 15	Day 1 (P)	Day 8 (P)	Day 15 (P)	Day 3 (L)
F04451	2	2	2	2	2	2	2	1	1	1	1	1	1	1
F04452	2	2	2	Non-copulation				1	1	1	Non-copulation			
F04453	2	2	2	2	2	2	2	1	1	1	1	1	1	1
F04454	2	2	2	2	2	2	2	1	1	1	1	1	1	1
F04455	2	Death on Day 8 of administration						1	Death on Day 8 of administration					
F04456	2	2	2	2	2	2	2	1	1	1	1	1	1	1
F04457	2	2	2	2	2	2	2	1	1	1	1	1	1	1
F04458	2	2	2	2	2	2	2	1	1	1	1	1	1	1
F04459	2	2	2	2	2	2	2	1	1	1	1	1	1	1
F04460	2	2	2	2	2	2	2	1	1	1	1	1	1	1
F04461	2	2	2	2	2	2	2	1	1	1	1	1	1	1
F04462	2	2	2	2	2	2	2	1	1	1	1	1	1	1
Number of females	12	11	11	10	10	10	10	12	11	11	10	10	10	10
Mean	2.0	2.0	2.0	2.0	2.0	2.0	2.0	1.0	1.0	1.0	1.0	1.0	1.0	1.0
Range	2	2	2	2	2	2	2	1	1	1	1	1	1	1
Significance														
Statistical method	UA	UA	UA	UA	UA	UA	UA	UA	UA	UA	UA	UA	UA	UA

P: Pregnancy, L: lactation. (Continued)

UA: Unable to be analyzed because the value in the treated group was the same as the value in the control group.

Findings were graded as follows

Consciousness 1: Comatose; no response, 2: exploring behavior, 3: excited and moving spasmodically.

Behavioral abnormalities 1: Not observed, 2: straub's reaction, 3: moving backward, 4: writhing.

Appendix 17-4 (Continued) Individual FOB of female rats

(silane, ethenyltrimethoxy- group at 1000 mg/kg)

Female No.	Open-field test						
	Righting reflex						
	Pre	Day 8	Day 15	Day 1 (P)	Day 8 (P)	Day 15 (P)	Day 3 (L)
F04451	1	1	1	1	1	1	1
F04452	1	1	1	Non-copulation			
F04453	1	1	1	1	1	1	1
F04454	1	1	1	1	1	1	1
F04455	1	Death on Day 8 of administration					
F04456	1	1	1	1	1	1	1
F04457	1	1	1	1	1	1	1
F04458	1	1	1	1	1	1	1
F04459	1	1	1	1	1	1	1
F04460	1	1	1	1	1	1	1
F04461	1	1	1	1	1	1	1
F04462	1	1	1	1	1	1	1
Number of females	12	11	11	10	10	10	10
Mean	1.0	1.0	1.0	1.0	1.0	1.0	1.0
Range	1	1	1	1	1	1	1
Significance							
Statistical method	UA	UA	UA	UA	UA	UA	UA

P: Pregnancy, L: lactation.

UA: Unable to be analyzed because the value in the treated group was the same as the value in the control group.

Findings were graded as follows

Righting reflex 1: Righting itself immediately, 2: requiring 3 seconds or longer to right itself, 3: unable to right itself.

Appendix 18-1 Individual FOB of female rats (recovery group)

(Control group)

Female No.	Observation of animals in cages													
	Posture							Palpebral closure						
	Pre	Day 8	Day 15	Day 22	Day 29	Day 36	Day 42	Pre	Day 8	Day 15	Day 22	Day 29	Day 36	Day 42
F01171	2	2	2	2	2	2	2	1	1	1	1	1	1	1
F01172	2	2	2	2	2	2	2	1	1	1	1	1	1	1
F01173	2	2	2	2	2	2	2	1	1	1	1	1	1	1
F01174	3	2	2	2	2	2	2	1	1	1	1	1	1	1
F01175	2	2	2	2	2	2	2	1	1	1	1	1	1	1
F01176	2	2	2	2	2	2	2	1	1	1	1	1	2	1
Number of females	6	6	6	6	6	6	6	6	6	6	6	6	6	6
Mean	2.2	2.0	2.0	2.0	2.0	2.0	2.0	1.0	1.0	1.0	1.0	1.0	1.2	1.0
Range	2-3	2	2	2	2	2	2	1	1	1	1	1	1-2	1

Findings were graded as follows (Continued)

Posture 1: Prone or recumbent position, 2: resting normally, 3: moving or running about, 4: jumping.

Palpebral closure 1: Eyelids open normally, 2: eyelids half-closed, 3: eyelids closed.

Appendix 18-1 (Continued) Individual FOB of female rats (recovery group)

(Control group)

Female No.	Observation of animals in cages													
	Biting behavior							Clonic convulsions						
	Pre	Day 8	Day 15	Day 22	Day 29	Day 36	Day 42	Pre	Day 8	Day 15	Day 22	Day 29	Day 36	Day 42
F01171	1	1	1	1	1	1	1	1	1	1	1	1	1	1
F01172	1	1	1	1	1	1	1	1	1	1	1	1	1	1
F01173	1	1	1	1	1	1	1	1	1	1	1	1	1	1
F01174	1	1	1	1	1	1	1	1	1	1	1	1	1	1
F01175	1	1	1	1	1	1	1	1	1	1	1	1	1	1
F01176	1	1	1	1	1	1	1	1	1	1	1	1	1	1
Number of females	6	6	6	6	6	6	6	6	6	6	6	6	6	6
Mean	1.0	1.0	1.0	1.0	1.0	1.0	1.0	1.0	1.0	1.0	1.0	1.0	1.0	1.0
Range	1	1	1	1	1	1	1	1	1	1	1	1	1	1

Findings were graded as follows

Biting behavior 1: Not observed, 2: observed.

Clonic convulsions 1: Not observed, 2: jaw convulsions, 3: tremor.

(Continued)

Appendix 18-1 (Continued) Individual FOB of female rats (recovery group)

(Control group)

Female No.	Observation of animals in cages						
	Tonic convulsions						
	Pre	Day 8	Day 15	Day 22	Day 29	Day 36	Day 42
F01171	1	1	1	1	1	1	1
F01172	1	1	1	1	1	1	1
F01173	1	1	1	1	1	1	1
F01174	1	1	1	1	1	1	1
F01175	1	1	1	1	1	1	1
F01176	1	1	1	1	1	1	1
Number of females	6	6	6	6	6	6	6
Mean	1.0	1.0	1.0	1.0	1.0	1.0	1.0
Range	1	1	1	1	1	1	1

Findings were graded as follows (Continued)

Tonic convulsions 1: Not observed, 2: tonic extension, 3: opisthotonus convulsions, 4: saltatory convulsions, 5: asphyxial convulsions.

Appendix 18-1 (Continued) Individual FOB of female rats (recovery group)

(Control group)

Female No.	Observation of animals on observer's palm													
	Ease of removal from cage							Ease of handling						
	Pre	Day 8	Day 15	Day 22	Day 29	Day 36	Day 42	Pre	Day 8	Day 15	Day 22	Day 29	Day 36	Day 42
F01171	2	2	2	2	2	2	2	2	2	2	2	2	2	2
F01172	2	2	2	2	2	2	2	2	2	2	2	2	2	2
F01173	2	2	2	2	2	2	2	2	2	2	2	2	2	2
F01174	2	2	2	2	2	2	2	1	2	2	2	2	2	2
F01175	2	2	2	2	2	2	2	2	2	2	2	2	2	2
F01176	2	2	2	2	2	2	2	2	2	2	2	2	2	2
Number of females	6	6	6	6	6	6	6	6	6	6	6	6	6	6
Mean	2.0	2.0	2.0	2.0	2.0	2.0	2.0	1.8	2.0	2.0	2.0	2.0	2.0	2.0
Range	2	2	2	2	2	2	2	1-2	2	2	2	2	2	2

Findings were graded as follows (Continued)

Ease of removal from cage 1: Docile and allowing itself to be handled, 2: rearing or cowering, 3: running about; hard to catch.

Ease of handling 1: Docile and allowing itself to be handled, 2: struggling slightly or vocalizing, 3: struggling and trying to bite observer's hand.

Appendix 18-1 (Continued) Individual FOB of female rats (recovery group)

(Control group)

Female No.	Observation of animals on observer's palm													
	Muscle tone							Fur conditions						
	Pre	Day 8	Day 15	Day 22	Day 29	Day 36	Day 42	Pre	Day 8	Day 15	Day 22	Day 29	Day 36	Day 42
F01171	2	2	2	2	2	2	2	1	1	1	1	1	1	1
F01172	2	2	2	2	2	2	2	1	1	1	1	1	1	1
F01173	2	2	2	2	2	2	2	1	1	1	1	1	1	1
F01174	2	2	2	2	2	2	2	1	1	1	1	1	1	1
F01175	2	2	2	2	2	2	2	1	1	1	1	1	1	1
F01176	2	2	2	2	2	2	2	1	1	1	1	1	1	1
Number of females	6	6	6	6	6	6	6	6	6	6	6	6	6	6
Mean	2.0	2.0	2.0	2.0	2.0	2.0	2.0	1.0	1.0	1.0	1.0	1.0	1.0	1.0
Range	2	2	2	2	2	2	2	1	1	1	1	1	1	1

Findings were graded as follows

Muscle tone 1: Decreased, 2: normal, 3: increased.

Fur conditions 1: Normal, 2: slightly soiled, 3: markedly soiled.

(Continued)

Appendix 18-1 (Continued) Individual FOB of female rats (recovery group)

(Control group)

Female No.	Observation of animals on observer's palm													
	Lacrimation							Salivation						
	Pre	Day 8	Day 15	Day 22	Day 29	Day 36	Day 42	Pre	Day 8	Day 15	Day 22	Day 29	Day 36	Day 42
F01171	1	1	1	1	1	1	1	1	1	1	1	1	1	1
F01172	1	1	1	1	1	1	1	1	1	1	1	1	1	1
F01173	1	1	1	1	1	1	1	1	1	1	1	1	1	1
F01174	1	1	1	1	1	1	1	1	1	1	1	1	1	1
F01175	1	1	1	1	1	1	1	1	1	1	1	1	1	1
F01176	1	1	1	1	1	1	1	1	1	1	1	1	1	1
Number of females	6	6	6	6	6	6	6	6	6	6	6	6	6	6
Mean	1.0	1.0	1.0	1.0	1.0	1.0	1.0	1.0	1.0	1.0	1.0	1.0	1.0	1.0
Range	1	1	1	1	1	1	1	1	1	1	1	1	1	1

Findings were graded as follows (Continued)

Lacrimation 1: None, 2: mild, 3: marked.

Salivation 1: None, 2: mild, 3: marked.

Appendix 18-1 (Continued) Individual FOB of female rats (recovery group)

(Control group)

Female No.	Observation of animals on observer's palm						
	Respiration						
	Pre	Day 8	Day 15	Day 22	Day 29	Day 36	Day 42
F01171	1	1	1	1	1	1	1
F01172	1	1	1	1	1	1	1
F01173	1	1	1	1	1	1	1
F01174	1	1	1	1	1	1	1
F01175	1	1	1	1	1	1	1
F01176	1	1	1	1	1	1	1
Number of females	6	6	6	6	6	6	6
Mean	1.0	1.0	1.0	1.0	1.0	1.0	1.0
Range	1	1	1	1	1	1	1

Findings were graded as follows (Continued)

Respiration 1: Normal, 2: bradypnea, 3: dyspnea.

Appendix 18-1 (Continued) Individual FOB of female rats (recovery group)

(Control group)

Female No.	Open-field test													
	Frequency of rearing (during a 2-minute period)							Frequency of grooming (during a 2-minute period)						
	Pre	Day 8	Day 15	Day 22	Day 29	Day 36	Day 42	Pre	Day 8	Day 15	Day 22	Day 29	Day 36	Day 42
F01171	3	1	1	0	2	2	1	0	0	0	0	0	0	0
F01172	5	0	0	3	7	5	0	0	0	0	0	0	0	0
F01173	10	5	5	1	1	1	5	0	0	0	0	0	0	0
F01174	12	1	5	5	9	5	6	0	0	0	0	0	0	0
F01175	9	1	12	10	4	4	6	0	0	0	0	0	0	0
F01176	11	8	7	6	11	7	7	0	0	0	0	0	0	0
Number of females	6	6	6	6	6	6	6	6	6	6	6	6	6	6
Mean	8.3	2.7	5.0	4.2	5.7	4.0	4.2	0.0	0.0	0.0	0.0	0.0	0.0	0.0
S.D.	3.6	3.1	4.3	3.7	4.0	2.2	2.9	0.0	0.0	0.0	0.0	0.0	0.0	0.0

(Continued)

Appendix 18-1 (Continued) Individual FOB of female rats (recovery group)

(Control group)

Female No.	Open-field test													
	Gait							Palpebral closure						
	Pre	Day 8	Day 15	Day 22	Day 29	Day 36	Day 42	Pre	Day 8	Day 15	Day 22	Day 29	Day 36	Day 42
F01171	1	1	1	1	1	1	1	1	1	1	1	1	1	1
F01172	1	1	1	1	1	1	1	1	1	1	1	1	1	1
F01173	1	1	1	1	1	1	1	1	1	1	1	1	1	1
F01174	1	1	1	1	1	1	1	1	1	1	1	1	1	1
F01175	1	1	1	1	1	1	1	1	1	1	1	1	1	1
F01176	1	1	1	1	1	1	1	1	1	1	1	1	1	1
Number of females	6	6	6	6	6	6	6	6	6	6	6	6	6	6
Mean	1.0	1.0	1.0	1.0	1.0	1.0	1.0	1.0	1.0	1.0	1.0	1.0	1.0	1.0
Range	1	1	1	1	1	1	1	1	1	1	1	1	1	1

Findings were graded as follows (Continued)

Gait 1: Normal, 2: unmoving, 3: staggering, 4: hind-limbs extended and dragged, 5: all fours extended, 6: forelimbs extended and dragged; unable to support body, 7: standing on tiptoe.

Palpebral closure 1: Eyelids open normally, 2: eyelids half-closed, 3: eyelids closed.

Appendix 18-1 (Continued) Individual FOB of female rats (recovery group)

(Control group)

Female No.	Open-field test													
	Consciousness							Behavioral abnormalities						
	Pre	Day 8	Day 15	Day 22	Day 29	Day 36	Day 42	Pre	Day 8	Day 15	Day 22	Day 29	Day 36	Day 42
F01171	2	2	2	2	2	2	2	1	1	1	1	1	1	1
F01172	2	2	2	2	2	2	2	1	1	1	1	1	1	1
F01173	2	2	2	2	2	2	2	1	1	1	1	1	1	1
F01174	2	2	2	2	2	2	2	1	1	1	1	1	1	1
F01175	2	2	2	2	2	2	2	1	1	1	1	1	1	1
F01176	2	2	2	2	2	2	2	1	1	1	1	1	1	1
Number of females	6	6	6	6	6	6	6	6	6	6	6	6	6	6
Mean	2.0	2.0	2.0	2.0	2.0	2.0	2.0	1.0	1.0	1.0	1.0	1.0	1.0	1.0
Range	2	2	2	2	2	2	2	1	1	1	1	1	1	1

Findings were graded as follows (Continued)

Consciousness 1: Comatose; no response, 2: exploring behavior, 3: excited and moving spasmodically.

Behavioral abnormalities 1: Not observed, 2: straub's reaction, 3: moving backward, 4: writhing.

Appendix 18-1 (Continued) Individual FOB of female rats (recovery group)

(Control group)

Female No.	Open-field test						
	Righting reflex						
	Pre	Day 8	Day 15	Day 22	Day 29	Day 36	Day 42
F01171	1	1	1	1	1	1	1
F01172	1	1	1	1	1	1	1
F01173	1	1	1	1	1	1	1
F01174	1	1	1	1	1	1	1
F01175	1	1	1	1	1	1	1
F01176	1	1	1	1	1	1	1
Number of females	6	6	6	6	6	6	6
Mean	1.0	1.0	1.0	1.0	1.0	1.0	1.0
Range	1	1	1	1	1	1	1

Findings were graded as follows

Righting reflex 1: Righting itself immediately, 2: requiring 3 seconds or longer to right itself, 3: unable to right itself.

Appendix 18-2 Individual FOB of female rats (recovery group)

(silane, ethenyltrimethoxy- group at 250 mg/kg)

Female No.	Observation of animals in cages													
	Posture							Palpebral closure						
	Pre	Day 8	Day 15	Day 22	Day 29	Day 36	Day 42	Pre	Day 8	Day 15	Day 22	Day 29	Day 36	Day 42
F03371	2	2	2	2	2	2	2	1	1	1	1	1	1	1
F03372	2	2	2	2	2	2	2	1	1	1	1	1	1	1
F03373	2	2	2	2	2	2	2	1	1	1	1	1	1	1
F03374	2	2	2	2	2	2	2	1	1	1	1	1	1	1
F03375	2	2	2	2	2	2	2	1	1	1	1	1	1	1
F03376	2	2	2	2	2	2	2	3	1	1	1	1	1	1
Number of females	6	6	6	6	6	6	6	6	6	6	6	6	6	6
Mean	2.0	2.0	2.0	2.0	2.0	2.0	2.0	1.3	1.0	1.0	1.0	1.0	1.0	1.0
Range	2	2	2	2	2	2	2	1-3	1	1	1	1	1	1
Significance														
Statistical method	DU	UA	UA	UA	UA	UA	UA	DU	UA	UA	UA	UA	DU	UA

DU: Analysis by Dunnett's test. (Continued)

UA: Unable to be analyzed because the value in the treated group was the same as the value in the control group.

Findings were graded as follows

Posture 1: Prone or recumbent position, 2: resting normally, 3: moving or running about, 4: jumping.

Palpebral closure 1: Eyelids open normally, 2: eyelids half-closed, 3: eyelids closed.

Appendix 18-2 (Continued) Individual FOB of female rats (recovery group)

(silane, ethenyltrimethoxy- group at 250 mg/kg)

Female No.	Observation of animals in cages													
	Biting behavior							Clonic convulsions						
	Pre	Day 8	Day 15	Day 22	Day 29	Day 36	Day 42	Pre	Day 8	Day 15	Day 22	Day 29	Day 36	Day 42
F03371	1	1	1	1	1	1	1	1	1	1	1	1	1	1
F03372	1	1	1	1	1	1	1	1	1	1	1	1	1	1
F03373	1	1	1	1	1	1	1	1	1	1	1	1	1	1
F03374	1	1	1	1	1	1	1	1	1	1	1	1	1	1
F03375	1	1	1	1	1	1	1	1	1	1	1	1	1	1
F03376	1	1	1	1	1	1	1	1	1	1	1	1	1	1
Number of females	6	6	6	6	6	6	6	6	6	6	6	6	6	6
Mean	1.0	1.0	1.0	1.0	1.0	1.0	1.0	1.0	1.0	1.0	1.0	1.0	1.0	1.0
Range	1	1	1	1	1	1	1	1	1	1	1	1	1	1
Significance														
Statistical method	UA	UA	UA	UA	UA	UA	UA	UA	UA	UA	UA	UA	UA	UA

UA: Unable to be analyzed because the value in the treated group was the same as the value in the control group. (Continued)

Findings were graded as follows

Biting behavior 1: Not observed, 2: observed.

Clonic convulsions 1: Not observed, 2: jaw convulsions, 3: tremor.

Appendix 18-2 (Continued) Individual FOB of female rats (recovery group)

(silane, ethenyltrimethoxy- group at 250 mg/kg)

Female No.	Observation of animals in cages						
	Tonic convulsions						
	Pre	Day 8	Day 15	Day 22	Day 29	Day 36	Day 42
F03371	1	1	1	1	1	1	1
F03372	1	1	1	1	1	1	1
F03373	1	1	1	1	1	1	1
F03374	1	1	1	1	1	1	1
F03375	1	1	1	1	1	1	1
F03376	1	1	1	1	1	1	1
Number of females	6	6	6	6	6	6	6
Mean	1.0	1.0	1.0	1.0	1.0	1.0	1.0
Range	1	1	1	1	1	1	1
Significance							
Statistical method	UA	UA	UA	UA	UA	UA	UA

UA: Unable to be analyzed because the value in the treated group was the same as the value in the control group. (Continued)

Findings were graded as follows

Tonic convulsions 1: Not observed, 2: tonic extension, 3: opisthotonus convulsions, 4: saltatory convulsions, 5: asphyxial convulsions.

Appendix 18-2 (Continued) Individual FOB of female rats (recovery group)

(silane, ethenyltrimethoxy- group at 250 mg/kg)

Female No.	Observation of animals on observer's palm													
	Ease of removal from cage							Ease of handling						
	Pre	Day 8	Day 15	Day 22	Day 29	Day 36	Day 42	Pre	Day 8	Day 15	Day 22	Day 29	Day 36	Day 42
F03371	1	2	2	2	2	2	2	1	2	2	2	2	2	2
F03372	1	2	2	2	2	2	2	1	2	2	2	2	2	2
F03373	1	2	2	2	2	2	2	2	2	2	2	2	2	2
F03374	2	2	2	2	2	2	2	2	2	2	2	2	2	2
F03375	2	2	2	2	2	2	2	2	2	2	2	2	2	2
F03376	2	2	2	2	2	2	2	2	2	2	2	2	2	2
Number of females	6	6	6	6	6	6	6	6	6	6	6	6	6	6
Mean	1.5	2.0	2.0	2.0	2.0	2.0	2.0	1.7	2.0	2.0	2.0	2.0	2.0	2.0
Range	1-2	2	2	2	2	2	2	1-2	2	2	2	2	2	2
Significance	*													
Statistical method	DU	UA	UA	UA	UA	UA	UA	DU	UA	UA	UA	UA	UA	UA

Significantly different from control group (*: P<0.05). (Continued)

DU: Analysis by Dunnett's test.

UA: Unable to be analyzed because the value in the treated group was the same as the value in the control group.

Findings were graded as follows

Ease of removal from cage 1: Docile and allowing itself to be handled, 2: rearing or cowering, 3: running about; hard to catch.

Ease of handling 1: Docile and allowing itself to be handled, 2: struggling slightly or vocalizing, 3: struggling and trying to bite observer's hand.

Appendix 18-2 (Continued) Individual FOB of female rats (recovery group)

(silane, ethenyltrimethoxy- group at 250 mg/kg)

Female No.	Observation of animals on observer's palm													
	Muscle tone							Fur conditions						
	Pre	Day 8	Day 15	Day 22	Day 29	Day 36	Day 42	Pre	Day 8	Day 15	Day 22	Day 29	Day 36	Day 42
F03371	2	2	2	2	2	2	2	1	1	1	1	1	1	1
F03372	2	2	2	2	2	2	2	1	1	1	1	1	1	1
F03373	2	2	2	2	2	2	2	1	1	1	1	1	1	1
F03374	2	2	2	2	2	2	2	1	1	1	1	1	1	1
F03375	2	2	2	2	2	2	2	1	1	1	1	1	1	1
F03376	2	2	2	2	2	2	2	1	1	1	1	1	1	1
Number of females	6	6	6	6	6	6	6	6	6	6	6	6	6	6
Mean	2.0	2.0	2.0	2.0	2.0	2.0	2.0	1.0	1.0	1.0	1.0	1.0	1.0	1.0
Range	2	2	2	2	2	2	2	1	1	1	1	1	1	1
Significance														
Statistical method	UA	UA	UA	UA	UA	DU	UA	UA	UA	UA	UA	UA	UA	UA

DU: Analysis by Dunnett's test. (Continued)

UA: Unable to be analyzed because the value in the treated group was the same as the value in the control group.

Findings were graded as follows

Muscle tone 1: Decreased, 2: normal, 3: increased.

Fur conditions 1: Normal, 2: slightly soiled, 3: markedly soiled.

Appendix 18-2 (Continued) Individual FOB of female rats (recovery group)

(silane, ethenyltrimethoxy- group at 250 mg/kg)

Female No.	Observation of animals on observer's palm													
	Lacrimation							Salivation						
	Pre	Day 8	Day 15	Day 22	Day 29	Day 36	Day 42	Pre	Day 8	Day 15	Day 22	Day 29	Day 36	Day 42
F03371	1	1	1	1	1	1	1	1	1	1	1	1	1	1
F03372	1	1	1	1	1	1	1	1	1	1	1	1	1	1
F03373	1	1	1	1	1	1	1	1	1	1	1	1	1	1
F03374	1	1	1	1	1	1	1	1	1	1	1	1	1	1
F03375	1	1	1	1	1	1	1	1	1	1	1	1	1	1
F03376	1	1	1	1	1	1	1	1	1	1	1	1	1	1
Number of females	6	6	6	6	6	6	6	6	6	6	6	6	6	6
Mean	1.0	1.0	1.0	1.0	1.0	1.0	1.0	1.0	1.0	1.0	1.0	1.0	1.0	1.0
Range	1	1	1	1	1	1	1	1	1	1	1	1	1	1
Significance														
Statistical method	UA	UA	UA	UA	UA	UA	UA	UA	DU	DU	DU	DU	DU	DU

DU: Analysis by Dunnett's test. (Continued)

UA: Unable to be analyzed because the value in the treated group was the same as the value in the control group.

Findings were graded as follows

Lacrimation 1: None, 2: mild, 3: marked.

Salivation 1: None, 2: mild, 3: marked.

Appendix 18-2 (Continued) Individual FOB of female rats (recovery group)

(silane, ethenyltrimethoxy- group at 250 mg/kg)

Female No.	Observation of animals on observer's palm						
	Respiration						
	Pre	Day 8	Day 15	Day 22	Day 29	Day 36	Day 42
F03371	1	1	1	1	1	1	1
F03372	1	1	1	1	1	1	1
F03373	1	1	1	1	1	1	1
F03374	1	1	1	1	1	1	1
F03375	1	1	1	1	1	1	1
F03376	1	1	1	1	1	1	1
Number of females	6	6	6	6	6	6	6
Mean	1.0	1.0	1.0	1.0	1.0	1.0	1.0
Range	1	1	1	1	1	1	1
Significance							
Statistical method	UA	UA	UA	UA	UA	UA	UA

UA: Unable to be analyzed because the value in the treated group was the same as the value in the control group. (Continued)

Findings were graded as follows

Respiration 1: Normal, 2: bradypnea, 3: dyspnea.

Appendix 18-2 (Continued) Individual FOB of female rats (recovery group)

(silane, ethenyltrimethoxy- group at 250 mg/kg)

Female No.	Open-field test													
	Frequency of rearing (during a 2-minute period)							Frequency of grooming (during a 2-minute period)						
	Pre	Day 8	Day 15	Day 22	Day 29	Day 36	Day 42	Pre	Day 8	Day 15	Day 22	Day 29	Day 36	Day 42
F03371	7	6	7	8	11	14	13	0	0	0	0	0	0	0
F03372	13	8	7	2	7	11	12	0	0	0	0	0	0	0
F03373	15	13	10	13	22	17	14	0	0	0	0	0	0	0
F03374	10	3	4	9	4	7	5	0	0	0	0	0	0	0
F03375	8	6	10	6	7	3	6	0	0	0	0	0	0	0
F03376	1	4	3	3	1	3	8	0	0	0	0	0	0	0
Number of females	6	6	6	6	6	6	6	6	6	6	6	6	6	6
Mean	9.0	6.7	6.8	6.8	8.7	9.2	9.7	0.0	0.0	0.0	0.0	0.0	0.0	0.0
S.D.	4.9	3.6	2.9	4.1	7.3	5.8	3.8	0.0	0.0	0.0	0.0	0.0	0.0	0.0
Significance														
Statistical method	DU	DU	DU	DU	DU	DU	DU	UA	UA	UA	UA	UA	UA	UA

DU: Analysis by Dunnett's test.

UA: Unable to be analyzed because the value in the treated group was the same as the value in the control group.

(Continued)

Appendix 18-2 (Continued) Individual FOB of female rats (recovery group)

(silane, ethenyltrimethoxy- group at 250 mg/kg)

Female No.	Open-field test													
	Gait							Palpebral closure						
	Pre	Day 8	Day 15	Day 22	Day 29	Day 36	Day 42	Pre	Day 8	Day 15	Day 22	Day 29	Day 36	Day 42
F03371	1	1	1	1	1	1	1	1	1	1	1	1	1	1
F03372	1	1	1	1	1	1	1	1	1	1	1	1	1	1
F03373	1	1	1	1	1	1	1	1	1	1	1	1	1	1
F03374	1	1	1	1	1	1	1	1	1	1	1	1	1	1
F03375	1	1	1	1	1	1	1	1	1	1	1	1	1	1
F03376	1	1	1	1	1	1	1	1	1	1	1	1	1	1
Number of females	6	6	6	6	6	6	6	6	6	6	6	6	6	6
Mean	1.0	1.0	1.0	1.0	1.0	1.0	1.0	1.0	1.0	1.0	1.0	1.0	1.0	1.0
Range	1	1	1	1	1	1	1	1	1	1	1	1	1	1
Significance														
Statistical method	UA	UA	UA	UA	UA	UA	UA	UA	UA	UA	UA	UA	UA	UA

UA: Unable to be analyzed because the value in the treated group was the same as the value in the control group. (Continued)

Findings were graded as follows

Gait 1: Normal, 2: unmoving, 3: staggering, 4: hind-limbs extended and dragged, 5: all fours extended, 6: forelimbs extended and dragged; unable to support body, 7: standing on tiptoe.

Palpebral closure 1: Eyelids open normally, 2: eyelids half-closed, 3: eyelids closed.

Appendix 18-2 (Continued) Individual FOB of female rats (recovery group)

(silane, ethenyltrimethoxy- group at 250 mg/kg)

Female No.	Open-field test													
	Consciousness							Behavioral abnormalities						
	Pre	Day 8	Day 15	Day 22	Day 29	Day 36	Day 42	Pre	Day 8	Day 15	Day 22	Day 29	Day 36	Day 42
F03371	2	2	2	2	2	2	2	1	1	1	1	1	1	1
F03372	2	2	2	2	2	2	2	1	1	1	1	1	1	1
F03373	2	2	2	2	2	2	2	1	1	1	1	1	1	1
F03374	2	2	2	2	2	2	2	1	1	1	1	1	1	1
F03375	2	2	2	2	2	2	2	1	1	1	1	1	1	1
F03376	2	2	2	2	2	2	2	1	1	1	1	1	1	1
Number of females	6	6	6	6	6	6	6	6	6	6	6	6	6	6
Mean	2.0	2.0	2.0	2.0	2.0	2.0	2.0	1.0	1.0	1.0	1.0	1.0	1.0	1.0
Range	2	2	2	2	2	2	2	1	1	1	1	1	1	1
Significance														
Statistical method	UA	UA	UA	UA	UA	UA	UA	UA	UA	UA	UA	UA	UA	UA

UA: Unable to be analyzed because the value in the treated group was the same as the value in the control group. (Continued)

Findings were graded as follows

Consciousness 1: Comatose; no response, 2: exploring behavior, 3: excited and moving spasmodically.

Behavioral abnormalities 1: Not observed, 2: straub's reaction, 3: moving backward, 4: writhing.

Appendix 18-2 (Continued) Individual FOB of female rats (recovery group)

(silane, ethenyltrimethoxy- group at 250 mg/kg)

Female No.	Open-field test						
	Righting reflex						
	Pre	Day 8	Day 15	Day 22	Day 29	Day 36	Day 42
F03371	1	1	1	1	1	1	1
F03372	1	1	1	1	1	1	1
F03373	1	1	1	1	1	1	1
F03374	1	1	1	1	1	1	1
F03375	1	1	1	1	1	1	1
F03376	1	1	1	1	1	1	1
Number of females	6	6	6	6	6	6	6
Mean	1.0	1.0	1.0	1.0	1.0	1.0	1.0
Range	1	1	1	1	1	1	1
Significance							
Statistical method	UA	UA	UA	UA	UA	UA	UA

UA: Unable to be analyzed because the value in the treated group was the same as the value in the control group.
Findings were graded as follows
Righting reflex 1: Righting itself immediately, 2: requiring 3 seconds or longer to right itself, 3: unable to right itself.

Appendix 18-3 Individual FOB of female rats (recovery group)

(silane, ethenyltrimethoxy- group at 1000 mg/kg)

Female No.	Observation of animals in cages													
	Posture							Palpebral closure						
	Pre	Day 8	Day 15	Day 22	Day 29	Day 36	Day 42	Pre	Day 8	Day 15	Day 22	Day 29	Day 36	Day 42
F04471	2	2	2	2	2	2	2	1	1	1	1	1	1	1
F04472	2	2	2	2	2	2	2	1	1	1	1	1	1	1
F04473	2	2	2	2	2	2	2	1	1	1	1	1	1	1
F04474	2	2	2	2	2	2	2	1	1	1	1	1	1	1
F04475	3	2	2	2	2	2	2	1	1	1	1	1	3	1
F04476	2	2	2	2	2	2	2	1	1	1	1	1	1	1
Number of females	6	6	6	6	6	6	6	6	6	6	6	6	6	6
Mean	2.2	2.0	2.0	2.0	2.0	2.0	2.0	1.0	1.0	1.0	1.0	1.0	1.3	1.0
Range	2-3	2	2	2	2	2	2	1	1	1	1	1	1-3	1
Significance														
Statistical method	DU	UA	UA	UA	UA	UA	UA	DU	UA	UA	UA	UA	DU	UA

DU: Analysis by Dunnett's test. (Continued)

UA: Unable to be analyzed because the value in the treated group was the same as the value in the control group.

Findings were graded as follows

Posture 1: Prone or recumbent position, 2: resting normally, 3: moving or running about, 4: jumping.

Palpebral closure 1: Eyelids open normally, 2: eyelids half-closed, 3: eyelids closed.

Appendix 18-3 (Continued) Individual FOB of female rats (recovery group)

(silane, ethenyltrimethoxy- group at 1000 mg/kg)

Female No.	Observation of animals in cages													
	Biting behavior							Clonic convulsions						
	Pre	Day 8	Day 15	Day 22	Day 29	Day 36	Day 42	Pre	Day 8	Day 15	Day 22	Day 29	Day 36	Day 42
F04471	1	1	1	1	1	1	1	1	1	1	1	1	1	1
F04472	1	1	1	1	1	1	1	1	1	1	1	1	1	1
F04473	1	1	1	1	1	1	1	1	1	1	1	1	1	1
F04474	1	1	1	1	1	1	1	1	1	1	1	1	1	1
F04475	1	1	1	1	1	1	1	1	1	1	1	1	1	1
F04476	1	1	1	1	1	1	1	1	1	1	1	1	1	1
Number of females	6	6	6	6	6	6	6	6	6	6	6	6	6	6
Mean	1.0	1.0	1.0	1.0	1.0	1.0	1.0	1.0	1.0	1.0	1.0	1.0	1.0	1.0
Range	1	1	1	1	1	1	1	1	1	1	1	1	1	1
Significance														
Statistical method	UA	UA	UA	UA	UA	UA	UA	UA	UA	UA	UA	UA	UA	UA

UA: Unable to be analyzed because the value in the treated group was the same as the value in the control group. (Continued)

Findings were graded as follows

Biting behavior 1: Not observed, 2: observed.

Clonic convulsions 1: Not observed, 2: jaw convulsions, 3: tremor.

Appendix 18-3 (Continued) Individual FOB of female rats (recovery group)

(silane, ethenyltrimethoxy- group at 1000 mg/kg)

Female No.	Observation of animals in cages						
	Tonic convulsions						
	Pre	Day 8	Day 15	Day 22	Day 29	Day 36	Day 42
F04471	1	1	1	1	1	1	1
F04472	1	1	1	1	1	1	1
F04473	1	1	1	1	1	1	1
F04474	1	1	1	1	1	1	1
F04475	1	1	1	1	1	1	1
F04476	1	1	1	1	1	1	1
Number of females	6	6	6	6	6	6	6
Mean	1.0	1.0	1.0	1.0	1.0	1.0	1.0
Range	1	1	1	1	1	1	1
Significance							
Statistical method	UA	UA	UA	UA	UA	UA	UA

UA: Unable to be analyzed because the value in the treated group was the same as the value in the control group. (Continued)

Findings were graded as follows

Tonic convulsions 1: Not observed, 2: tonic extension, 3: opisthotonus convulsions, 4: saltatory convulsions, 5: asphyxial convulsions.

Appendix 18-3 (Continued) Individual FOB of female rats (recovery group)

(silane, ethenyltrimethoxy- group at 1000 mg/kg)

Female No.	Observation of animals on observer's palm													
	Ease of removal from cage							Ease of handling						
	Pre	Day 8	Day 15	Day 22	Day 29	Day 36	Day 42	Pre	Day 8	Day 15	Day 22	Day 29	Day 36	Day 42
F04471	2	2	2	2	2	2	2	1	2	2	2	2	2	2
F04472	2	2	2	2	2	2	2	1	2	2	2	2	2	2
F04473	2	2	2	2	2	2	2	2	2	2	2	2	2	2
F04474	2	2	2	2	2	2	2	2	2	2	2	2	2	2
F04475	2	2	2	2	2	2	2	2	2	2	2	2	2	2
F04476	2	2	2	2	2	2	2	2	2	2	2	2	2	2
Number of females	6	6	6	6	6	6	6	6	6	6	6	6	6	6
Mean	2.0	2.0	2.0	2.0	2.0	2.0	2.0	1.7	2.0	2.0	2.0	2.0	2.0	2.0
Range	2	2	2	2	2	2	2	1-2	2	2	2	2	2	2
Significance														
Statistical method	DU	UA	UA	UA	UA	UA	UA	DU	UA	UA	UA	UA	UA	UA

DU: Analysis by Dunnett's test. (Continued)

UA: Unable to be analyzed because the value in the treated group was the same as the value in the control group.

Findings were graded as follows

Ease of removal from cage 1: Docile and allowing itself to be handled, 2: rearing or cowering, 3: running about; hard to catch.

Ease of handling 1: Docile and allowing itself to be handled, 2: struggling slightly or vocalizing, 3: struggling and trying to bite observer's hand.

Appendix 18-3 (Continued) Individual FOB of female rats (recovery group)

(silane, ethenyltrimethoxy- group at 1000 mg/kg)

Female No.	Observation of animals on observer's palm													
	Muscle tone							Fur conditions						
	Pre	Day 8	Day 15	Day 22	Day 29	Day 36	Day 42	Pre	Day 8	Day 15	Day 22	Day 29	Day 36	Day 42
F04471	2	2	2	2	2	2	2	1	1	1	1	1	1	1
F04472	2	2	2	2	2	2	2	1	1	1	1	1	1	1
F04473	2	2	2	2	2	2	2	1	1	1	1	1	1	1
F04474	2	2	2	2	2	2	2	1	1	1	1	1	1	1
F04475	2	2	2	2	2	2	2	1	1	1	1	1	1	1
F04476	2	2	2	2	2	1	2	1	1	1	1	1	1	1
Number of females	6	6	6	6	6	6	6	6	6	6	6	6	6	6
Mean	2.0	2.0	2.0	2.0	2.0	1.8	2.0	1.0	1.0	1.0	1.0	1.0	1.0	1.0
Range	2	2	2	2	2	1-2	2	1	1	1	1	1	1	1
Significance														
Statistical method	UA	UA	UA	UA	UA	DU	UA	UA	UA	UA	UA	UA	UA	UA

DU: Analysis by Dunnett's test. (Continued)

UA: Unable to be analyzed because the value in the treated group was the same as the value in the control group.

Findings were graded as follows

Muscle tone 1: Decreased, 2: normal, 3: increased.

Fur conditions 1: Normal, 2: slightly soiled, 3: markedly soiled.

Appendix 18-3 (Continued) Individual FOB of female rats (recovery group)

(silane, ethenyltrimethoxy- group at 1000 mg/kg)

Female No.	Observation of animals on observer's palm													
	Lacrimation							Salivation						
	Pre	Day 8	Day 15	Day 22	Day 29	Day 36	Day 42	Pre	Day 8	Day 15	Day 22	Day 29	Day 36	Day 42
F04471	1	1	1	1	1	1	1	1	1	1	1	1	2	1
F04472	1	1	1	1	1	1	1	1	1	1	1	1	1	1
F04473	1	1	1	1	1	1	1	1	1	1	1	2	2	1
F04474	1	1	1	1	1	1	1	1	1	1	2	1	1	1
F04475	1	1	1	1	1	1	1	1	1	2	2	1	1	2
F04476	1	1	1	1	1	1	1	1	3	2	2	1	2	2
Number of females	6	6	6	6	6	6	6	6	6	6	6	6	6	6
Mean	1.0	1.0	1.0	1.0	1.0	1.0	1.0	1.0	1.3	1.3	1.5	1.2	1.5	1.3
Range	1	1	1	1	1	1	1	1	1-3	1-2	1-2	1-2	1-2	1-2
Significance											*		*	
Statistical method	UA	UA	UA	UA	UA	UA	UA	UA	DU	DU	DU	DU	DU	DU

Significantly different from control group (*: P<0.05). (Continued)

DU: Analysis by Dunnett's test.

UA: Unable to be analyzed because the value in the treated group was the same as the value in the control group.

Findings were graded as follows

Lacrimation 1: None, 2: mild, 3: marked.

Salivation 1: None, 2: mild, 3: marked.

Appendix 18-3 (Continued) Individual FOB of female rats (recovery group)

(silane, ethenyltrimethoxy- group at 1000 mg/kg)

Female No.	Observation of animals on observer's palm						
	Respiration						
	Pre	Day 8	Day 15	Day 22	Day 29	Day 36	Day 42
F04471	1	1	1	1	1	1	1
F04472	1	1	1	1	1	1	1
F04473	1	1	1	1	1	1	1
F04474	1	1	1	1	1	1	1
F04475	1	1	1	1	1	1	1
F04476	1	1	1	1	1	1	1
Number of females	6	6	6	6	6	6	6
Mean	1.0	1.0	1.0	1.0	1.0	1.0	1.0
Range	1	1	1	1	1	1	1
Significance							
Statistical method	UA	UA	UA	UA	UA	UA	UA

UA: Unable to be analyzed because the value in the treated group was the same as the value in the control group. (Continued)

Findings were graded as follows

Respiration 1: Normal, 2: bradypnea, 3: dyspnea.

Appendix 18-3 (Continued) Individual FOB of female rats (recovery group)

(silane, ethenyltrimethoxy- group at 1000 mg/kg)

Female No.	Open-field test													
	Frequency of rearing (during a 2-minute period)							Frequency of grooming (during a 2-minute period)						
	Pre	Day 8	Day 15	Day 22	Day 29	Day 36	Day 42	Pre	Day 8	Day 15	Day 22	Day 29	Day 36	Day 42
F04471	15	5	7	3	9	8	0	0	0	0	0	0	0	0
F04472	16	3	3	2	8	8	4	0	0	0	0	0	0	0
F04473	4	2	4	3	0	0	3	0	0	0	0	0	0	0
F04474	16	9	17	7	12	10	14	0	0	0	0	0	0	0
F04475	15	11	5	0	9	3	7	0	0	0	0	0	0	0
F04476	9	2	0	0	4	2	5	0	0	0	0	0	0	0
Number of females	6	6	6	6	6	6	6	6	6	6	6	6	6	6
Mean	12.5	5.3	6.0	2.5	7.0	5.2	5.5	0.0	0.0	0.0	0.0	0.0	0.0	0.0
S.D.	4.9	3.8	5.9	2.6	4.3	4.0	4.8	0.0	0.0	0.0	0.0	0.0	0.0	0.0
Significance														
Statistical method	DU	DU	DU	DU	DU	DU	DU	UA	UA	UA	UA	UA	UA	UA

DU: Analysis by Dunnett's test.

UA: Unable to be analyzed because the value in the treated group was the same as the value in the control group.

(Continued)

Appendix 18-3 (Continued) Individual FOB of female rats (recovery group)

(silane, ethenyltrimethoxy- group at 1000 mg/kg)

Female No.	Open-field test													
	Gait							Palpebral closure						
	Pre	Day 8	Day 15	Day 22	Day 29	Day 36	Day 42	Pre	Day 8	Day 15	Day 22	Day 29	Day 36	Day 42
F04471	1	1	1	1	1	1	1	1	1	1	1	1	1	1
F04472	1	1	1	1	1	1	1	1	1	1	1	1	1	1
F04473	1	1	1	1	1	1	1	1	1	1	1	1	1	1
F04474	1	1	1	1	1	1	1	1	1	1	1	1	1	1
F04475	1	1	1	1	1	1	1	1	1	1	1	1	1	1
F04476	1	1	1	1	1	1	1	1	1	1	1	1	1	1
Number of females	6	6	6	6	6	6	6	6	6	6	6	6	6	6
Mean	1.0	1.0	1.0	1.0	1.0	1.0	1.0	1.0	1.0	1.0	1.0	1.0	1.0	1.0
Range	1	1	1	1	1	1	1	1	1	1	1	1	1	1
Significance														
Statistical method	UA	UA	UA	UA	UA	UA	UA	UA	UA	UA	UA	UA	UA	UA

UA: Unable to be analyzed because the value in the treated group was the same as the value in the control group. (Continued)

Findings were graded as follows

Gait 1: Normal, 2: unmoving, 3: staggering, 4: hind-limbs extended and dragged, 5: all fours extended, 6: forelimbs extended and dragged; unable to support body, 7: standing on tiptoe.

Palpebral closure 1: Eyelids open normally, 2: eyelids half-closed, 3: eyelids closed.

Appendix 18-3 (Continued) Individual FOB of female rats (recovery group)

(silane, ethenyltrimethoxy- group at 1000 mg/kg)

Female No.	Open-field test													
	Consciousness							Behavioral abnormalities						
	Pre	Day 8	Day 15	Day 22	Day 29	Day 36	Day 42	Pre	Day 8	Day 15	Day 22	Day 29	Day 36	Day 42
F04471	2	2	2	2	2	2	2	1	1	1	1	1	1	1
F04472	2	2	2	2	2	2	2	1	1	1	1	1	1	1
F04473	2	2	2	2	2	2	2	1	1	1	1	1	1	1
F04474	2	2	2	2	2	2	2	1	1	1	1	1	1	1
F04475	2	2	2	2	2	2	2	1	1	1	1	1	1	1
F04476	2	2	2	2	2	2	2	1	1	1	1	1	1	1
Number of females	6	6	6	6	6	6	6	6	6	6	6	6	6	6
Mean	2.0	2.0	2.0	2.0	2.0	2.0	2.0	1.0	1.0	1.0	1.0	1.0	1.0	1.0
Range	2	2	2	2	2	2	2	1	1	1	1	1	1	1
Significance														
Statistical method	UA	UA	UA	UA	UA	UA	UA	UA	UA	UA	UA	UA	UA	UA

UA: Unable to be analyzed because the value in the treated group was the same as the value in the control group. (Continued)

Findings were graded as follows

Consciousness 1: Comatose; no response, 2: exploring behavior, 3: excited and moving spasmodically.

Behavioral abnormalities 1: Not observed, 2: straub's reaction, 3: moving backward, 4: writhing.

Appendix 18-3 (Continued) Individual FOB of female rats (recovery group)

(silane, ethenyltrimethoxy- group at 1000 mg/kg)

Female No.	Open-field test						
	Righting reflex						
	Pre	Day 8	Day 15	Day 22	Day 29	Day 36	Day 42
F04471	1	1	1	1	1	1	1
F04472	1	1	1	1	1	1	1
F04473	1	1	1	1	1	1	1
F04474	1	1	1	1	1	1	1
F04475	1	1	1	1	1	1	1
F04476	1	1	1	1	1	1	1
Number of females	6	6	6	6	6	6	6
Mean	1.0	1.0	1.0	1.0	1.0	1.0	1.0
Range	1	1	1	1	1	1	1
Significance							
Statistical method	UA	UA	UA	UA	UA	UA	UA

UA: Unable to be analyzed because the value in the treated group was the same as the value in the control group.
Findings were graded as follows
Righting reflex 1: Righting itself immediately, 2: requiring 3 seconds or longer to right itself, 3: unable to right itself.

Appendix 19-1 Individual sensory response of male rats on termination of administration period

(Control group)

Male No.	Pupillary reflex	Approaching behavior	Response to touch	Auditory reflex	Pain reflex
M01101	1	2	2	2	3
M01102	1	2	2	2	3
M01103	1	2	2	2	3
M01104	1	2	2	2	3
M01105	1	2	2	2	3
M01106	1	2	2	2	3
Number of males	6	6	6	6	6
Mean	1.0	2.0	2.0	2.0	3.0
Range	1	2	2	2	3

Findings were graded as follows

Pupillary reflex 1: Normal pupillary contraction observed, 2: pupils completely dilated, 3: pupils completely contracted.

Approaching behavior 1: Not observed, 2: approaching and sniffing stimulus, 3: reacting to stimulus, including vocalizing, 4: jumping at or biting at stimulus.

Response to touch 1: No response, 2: looking back and leaving stimulus, 3: reacting to stimulus, including vocalizing, 4: jumping at or biting at stimulus.

Auditory reflex 1: Not observed, 2: hesitating at stimulus or moving ears, 3: jumping at and trying to bite at the source of sound.

Pain reflex 1: Not observed, 2: slowly looking back or slowly moving forward to escape from stimulus, 3: quickly moving forward to escape from stimulus or biting at it immediately after looking back, 4: jumping forward to escape from stimulus, 5: loudly vocalizing and biting at stimulus after suddenly looking back.

Appendix 19-2 Individual sensory response of male rats on termination of administration period

(silane, ethenyltrimethoxy- group at 62.5 mg/kg)

Male No.	Pupillary reflex	Approaching behavior	Response to touch	Auditory reflex	Pain reflex
M02201	1	2	2	2	3
M02202	1	2	2	2	3
M02203	1	2	2	2	3
M02204	1	2	2	2	3
M02205	1	2	2	2	3
M02206	1	2	2	2	3
Number of males	6	6	6	6	6
Mean	1.0	2.0	2.0	2.0	3.0
Range	1	2	2	2	3
Significance					
Statistical method	UA	UA	UA	UA	UA

UA: Unable to be analyzed because the value in the treated group was the same as the value in the control group.

Findings were graded as follows

Pupillary reflex	1: Normal pupillary contraction observed, 2: pupils completely dilated, 3: pupils completely contracted.
Approaching behavior	1: Not observed, 2: approaching and sniffing stimulus, 3: reacting to stimulus, including vocalizing, 4: jumping at or biting at stimulus.
Response to touch	1: No response, 2: looking back and leaving stimulus, 3: reacting to stimulus, including vocalizing, 4: jumping at or biting at stimulus.
Auditory reflex	1: Not observed, 2: hesitating at stimulus or moving ears, 3: jumping at and trying to bite at the source of sound.
Pain reflex	1: Not observed, 2: slowly looking back or slowly moving forward to escape from stimulus, 3: quickly moving forward to escape from stimulus or biting at it immediately after looking back, 4: jumping forward to escape from stimulus, 5: loudly vocalizing and biting at stimulus after suddenly looking back.

Appendix 19-3 Individual sensory response of male rats on termination of administration period

(silane, ethenyltrimethoxy- group at 250 mg/kg)

Male No.	Pupillary reflex	Approaching behavior	Response to touch	Auditory reflex	Pain reflex
M03301	1	2	2	2	3
M03302	1	2	2	2	3
M03303	1	2	2	2	3
M03304	1	2	2	2	3
M03305	1	2	2	2	3
M03306	1	2	2	2	3
Number of males	6	6	6	6	6
Mean	1.0	2.0	2.0	2.0	3.0
Range	1	2	2	2	3
Significance					
Statistical method	UA	UA	UA	UA	UA

UA: Unable to be analyzed because the value in the treated group was the same as the value in the control group.

Findings were graded as follows

Pupillary reflex 1: Normal pupillary contraction observed, 2: pupils completely dilated, 3: pupils completely contracted.

Approaching behavior 1: Not observed, 2: approaching and sniffing stimulus, 3: reacting to stimulus, including vocalizing, 4: jumping at or biting at stimulus.

Response to touch 1: No response, 2: looking back and leaving stimulus, 3: reacting to stimulus, including vocalizing, 4: jumping at or biting at stimulus.

Auditory reflex 1: Not observed, 2: hesitating at stimulus or moving ears, 3: jumping at and trying to bite at the source of sound.

Pain reflex 1: Not observed, 2: slowly looking back or slowly moving forward to escape from stimulus, 3: quickly moving forward to escape from stimulus or biting at it immediately after looking back, 4: jumping forward to escape from stimulus, 5: loudly vocalizing and biting at stimulus after suddenly looking back.

Appendix 19-4 Individual sensory response of male rats on termination of administration period

(silane, ethenyltrimethoxy- group at 1000 mg/kg)

Male No.	Pupillary reflex	Approaching behavior	Response to touch	Auditory reflex	Pain reflex
M04401	Death on Day 16 of administration				
M04402	1	2	2	2	3
M04403	1	2	2	2	3
M04404	1	2	2	2	3
M04405	1	2	2	2	3
M04406	1	2	2	2	3
Number of males	5	5	5	5	5
Mean	1.0	2.0	2.0	2.0	3.0
Range	1	2	2	2	3
Significance					
Statistical method	UA	UA	UA	UA	UA

UA: Unable to be analyzed because the value in the treated group was the same as the value in the control group.

Findings were graded as follows

Pupillary reflex 1: Normal pupillary contraction observed, 2: pupils completely dilated, 3: pupils completely contracted.

Approaching behavior 1: Not observed, 2: approaching and sniffing stimulus, 3: reacting to stimulus, including vocalizing, 4: jumping at or biting at stimulus.

Response to touch 1: No response, 2: looking back and leaving stimulus, 3: reacting to stimulus, including vocalizing, 4: jumping at or biting at stimulus.

Auditory reflex 1: Not observed, 2: hesitating at stimulus or moving ears, 3: jumping at and trying to bite at the source of sound.

Pain reflex 1: Not observed, 2: slowly looking back or slowly moving forward to escape from stimulus, 3: quickly moving forward to escape from stimulus or biting at it immediately after looking back, 4: jumping forward to escape from stimulus, 5: loudly vocalizing and biting at stimulus after suddenly looking back.

Appendix 20-1 Individual sensory response of female rats on termination of administration period

(Control group)

Female No.	Pupillary reflex	Approaching behavior	Response to touch	Auditory reflex	Pain reflex
F01151	1	2	2	2	3
F01152	1	2	2	2	3
F01153	1	2	2	2	3
F01154	1	2	2	2	3
F01155	1	2	2	2	3
F01156	1	2	2	2	3
Number of females	6	6	6	6	6
Mean	1.0	2.0	2.0	2.0	3.0
Range	1	2	2	2	3

Findings were graded as follows

Pupillary reflex 1: Normal pupillary contraction observed, 2: pupils completely dilated, 3: pupils completely contracted.

Approaching behavior 1: Not observed, 2: approaching and sniffing stimulus, 3: reacting to stimulus, including vocalizing, 4: jumping at or biting at stimulus.

Response to touch 1: No response, 2: looking back and leaving stimulus, 3: reacting to stimulus, including vocalizing, 4: jumping at or biting at stimulus.

Auditory reflex 1: Not observed, 2: hesitating at stimulus or moving ears, 3: jumping at and trying to bite at the source of sound.

Pain reflex 1: Not observed, 2: slowly looking back or slowly moving forward to escape from stimulus, 3: quickly moving forward to escape from stimulus or biting at it immediately after looking back, 4: jumping forward to escape from stimulus, 5: loudly vocalizing and biting at stimulus after suddenly looking back.

Appendix 20-2 Individual sensory response of female rats on termination of administration period

(silane, ethenyltrimethoxy- group at 62.5 mg/kg)

Female No.	Pupillary reflex	Approaching behavior	Response to touch	Auditory reflex	Pain reflex
F02251	1	2	2	2	3
F02253	1	2	2	2	3
F02254	1	2	2	2	3
F02255	1	2	2	2	3
F02256	1	2	2	2	3
F02257	1	2	2	2	3
Number of females	6	6	6	6	6
Mean	1.0	2.0	2.0	2.0	3.0
Range	1	2	2	2	3
Significance					
Statistical method	UA	UA	UA	UA	UA

UA: Unable to be analyzed because the value in the treated group was the same as the value in the control group.

Findings were graded as follows

Pupillary reflex 1: Normal pupillary contraction observed, 2: pupils completely dilated, 3: pupils completely contracted.

Approaching behavior 1: Not observed, 2: approaching and sniffing stimulus, 3: reacting to stimulus, including vocalizing, 4: jumping at or biting at stimulus.

Response to touch 1: No response, 2: looking back and leaving stimulus, 3: reacting to stimulus, including vocalizing, 4: jumping at or biting at stimulus.

Auditory reflex 1: Not observed, 2: hesitating at stimulus or moving ears, 3: jumping at and trying to bite at the source of sound.

Pain reflex 1: Not observed, 2: slowly looking back or slowly moving forward to escape from stimulus, 3: quickly moving forward to escape from stimulus or biting at it immediately after looking back, 4: jumping forward to escape from stimulus, 5: loudly vocalizing and biting at stimulus after suddenly looking back.

Appendix 20-3 Individual sensory response of female rats on termination of administration period

(silane, ethenyltrimethoxy- group at 250 mg/kg)

Female No.	Pupillary reflex	Approaching behavior	Response to touch	Auditory reflex	Pain reflex
F03351	1	2	2	2	3
F03353	1	2	2	2	3
F03354	1	2	2	2	3
F03355	1	2	2	2	3
F03356	1	2	2	2	3
F03357	1	2	2	2	3
Number of females	6	6	6	6	6
Mean	1.0	2.0	2.0	2.0	3.0
Range	1	2	2	2	3
Significance					
Statistical method	UA	UA	UA	UA	UA

UA: Unable to be analyzed because the value in the treated group was the same as the value in the control group.

Findings were graded as follows

Pupillary reflex 1: Normal pupillary contraction observed, 2: pupils completely dilated, 3: pupils completely contracted.

Approaching behavior 1: Not observed, 2: approaching and sniffing stimulus, 3: reacting to stimulus, including vocalizing, 4: jumping at or biting at stimulus.

Response to touch 1: No response, 2: looking back and leaving stimulus, 3: reacting to stimulus, including vocalizing, 4: jumping at or biting at stimulus.

Auditory reflex 1: Not observed, 2: hesitating at stimulus or moving ears, 3: jumping at and trying to bite at the source of sound.

Pain reflex 1: Not observed, 2: slowly looking back or slowly moving forward to escape from stimulus, 3: quickly moving forward to escape from stimulus or biting at it immediately after looking back, 4: jumping forward to escape from stimulus, 5: loudly vocalizing and biting at stimulus after suddenly looking back.

Appendix 20-4 Individual sensory response of female rats on termination of administration period

(silane, ethenyltrimethoxy- group at 1000 mg/kg)

Female No.	Pupillary reflex	Approaching behavior	Response to touch	Auditory reflex	Pain reflex
F04451	1	2	2	2	3
F04453	1	2	2	2	3
F04454	1	2	2	2	3
F04456	1	2	2	2	3
F04457	1	2	2	2	3
F04458	1	2	2	2	3
Number of females	6	6	6	6	6
Mean	1.0	2.0	2.0	2.0	3.0
Range	1	2	2	2	3
Significance					
Statistical method	UA	UA	UA	UA	UA

UA: Unable to be analyzed because the value in the treated group was the same as the value in the control group.

Findings were graded as follows

Pupillary reflex 1: Normal pupillary contraction observed, 2: pupils completely dilated, 3: pupils completely contracted.

Approaching behavior 1: Not observed, 2: approaching and sniffing stimulus, 3: reacting to stimulus, including vocalizing, 4: jumping at or biting at stimulus.

Response to touch 1: No response, 2: looking back and leaving stimulus, 3: reacting to stimulus, including vocalizing, 4: jumping at or biting at stimulus.

Auditory reflex 1: Not observed, 2: hesitating at stimulus or moving ears, 3: jumping at and trying to bite at the source of sound.

Pain reflex 1: Not observed, 2: slowly looking back or slowly moving forward to escape from stimulus, 3: quickly moving forward to escape from stimulus or biting at it immediately after looking back, 4: jumping forward to escape from stimulus, 5: loudly vocalizing and biting at stimulus after suddenly looking back.

Appendix 21-1 Individual grip strength (g) of male rats on termination of administration period

(Control group)

Male No.	Forelimb	Hindlimb
M01101	1170	82
M01102	923	94
M01103	431	88
M01104	1022	66
M01105	1218	215
M01106	1009	91
Number of males	6	6
Mean	962	106
S.D.	282	54

Appendix 21-2 Individual grip strength (g) of male rats on termination of administration period

(silane, ethenyltrimethoxy- group at 62.5 mg/kg)

Male No.	Forelimb	Hindlimb
M02201	1261	108
M02202	942	139
M02203	742	108
M02204	754	128
M02205	898	142
M02206	523	92
Number of males	6	6
Mean	853	120
S.D.	248	20
Significance		
Statistical method	DU	DU

DU: Analysis by Dunnett's test.

Appendix 21-3 Individual grip strength (g) of male rats on termination of administration period

(silane, ethenyltrimethoxy- group at 250 mg/kg)

Male No.	Forelimb	Hindlimb
M03301	894	162
M03302	1123	98
M03303	784	124
M03304	678	80
M03305	1473	118
M03306	1021	106
Number of males	6	6
Mean	996	115
S.D.	283	28
Significance		
Statistical method	DU	DU

DU: Analysis by Dunnett's test.

Appendix 21-4 Individual grip strength (g) of male rats on termination of administration period

(silane, ethenyltrimethoxy- group at 1000 mg/kg)

Male No.	Forelimb	Hindlimb
M04401	Death on Day 16 of administration	
M04402	1119	120
M04403	1028	172
M04404	517	116
M04405	1111	225
M04406	739	99
Number of males	5	5
Mean	903	146
S.D.	265	52
Significance		
Statistical method	DU	DU

DU: Analysis by Dunnett's test.

Appendix 22-1 Individual grip strength (g) of female rats on termination of administration period

(Control group)

Female No.	Forelimb	Hindlimb
F01151	1604	341
F01152	962	148
F01153	968	136
F01154	783	107
F01155	938	63
F01156	931	142
Number of females	6	6
Mean	1031	156
S.D.	289	96

Appendix 22-2 Individual grip strength (g) of female rats on termination of administration period

(silane, ethenyltrimethoxy- group at 62.5 mg/kg)

Female No.	Forelimb	Hindlimb
F02251	1082	161
F02253	759	125
F02254	829	64
F02255	1088	130
F02256	800	234
F02257	741	156
Number of females	6	6
Mean	883	145
S.D.	159	56
Significance		
Statistical method	DU	DU

DU: Analysis by Dunnett's test.

Appendix 22-3 Individual grip strength (g) of female rats on termination of administration period

(silane, ethenyltrimethoxy- group at 250 mg/kg)

Female No.	Forelimb	Hindlimb
F03351	1408	167
F03353	955	199
F03354	1108	128
F03355	1354	156
F03356	861	107
F03357	1101	122
Number of females	6	6
Mean	1131	147
S.D.	215	34
Significance		
Statistical method	DU	DU

DU: Analysis by Dunnett's test.

Appendix 22-4 Individual grip strength (g) of female rats on termination of administration period

(silane, ethenyltrimethoxy- group at 1000 mg/kg)

Female No.	Forelimb	Hindlimb
F04451	744	84
F04453	1322	174
F04454	1243	90
F04456	1209	103
F04457	999	100
F04458	1010	118
Number of females	6	6
Mean	1088	112
S.D.	212	33
Significance		
Statistical method	DU	DU

DU: Analysis by Dunnett's test.

Appendix 23-1 Individual spontaneous motor activity of male rats on termination of administration period

(Control group)

Male No.	Ambulatory counts							Vertical counts						
	Minutes after administration							Minutes after administration						
	10	20	30	40	50	60	Total	10	20	30	40	50	60	Total
M01101	678	98	112	23	0	18	929	32	4	13	0	0	0	49
M01102	1317	448	75	356	122	655	2973	29	18	0	13	8	35	103
M01103	458	157	11	15	23	32	696	27	10	0	0	1	1	39
M01104	317	0	205	2	96	3	623	20	0	9	0	4	0	33
M01105	1019	495	109	0	0	352	1975	46	12	9	0	0	8	75
M01106	875	339	15	169	0	128	1526	32	19	0	0	0	0	51
Number of males	6	6	6	6	6	6	6	6	6	6	6	6	6	6
Mean	777	256	88	94	40	198	1454	31	11	5	2	2	7	58
S.D.	370	201	72	143	55	259	908	9	8	6	5	3	14	26

Appendix 23-2 Individual spontaneous motor activity of male rats on termination of administration period

(silane, ethenyltrimethoxy- group at 62.5 mg/kg)

Male No.	Ambulatory counts							Vertical counts						
	Minutes after administration							Minutes after administration						
	10	20	30	40	50	60	Total	10	20	30	40	50	60	Total
M02201	481	0	14	5	0	0	500	20	0	0	0	0	0	20
M02202	791	104	121	320	2	114	1452	45	7	15	15	0	5	87
M02203	948	73	33	0	7	0	1061	19	2	1	0	0	0	22
M02204	320	165	1	0	115	0	601	3	7	0	0	0	0	10
M02205	1186	442	0	84	2	8	1722	56	19	0	0	0	0	75
M02206	245	315	52	0	52	110	774	15	6	2	0	4	6	33
Number of males	6	6	6	6	6	6	6	6	6	6	6	6	6	6
Mean	662	183	37	68	30	39	1018	26	7	3	3	1	2	41
S.D.	373	165	46	128	46	57	487	20	7	6	6	2	3	32
Significance														
Statistical method	DU	DT	DT	DU	DT	DT	DT	DU	DU	DU	DT	DU	DT	DU

DU: Analysis by Dunnett's test.
DT: Analysis by Dunnett type mean rank test.

Appendix 23-3 Individual spontaneous motor activity of male rats on termination of administration period

(silane, ethenyltrimethoxy- group at 250 mg/kg)

Male No.	Ambulatory counts							Vertical counts						
	Minutes after administration							Minutes after administration						
	10	20	30	40	50	60	Total	10	20	30	40	50	60	Total
M03301	832	238	477	226	53	0	1826	38	25	3	0	0	0	66
M03302	566	287	278	49	149	0	1329	42	10	0	4	9	0	65
M03303	2963	1384	881	134	441	700	6503	36	25	5	0	3	0	69
M03304	2324	222	209	36	364	0	3155	25	0	0	0	0	1	26
M03305	1294	958	418	420	410	341	3841	10	0	0	0	3	1	14
M03306	817	67	23	323	70	63	1363	8	15	3	2	0	1	29
Number of males	6	6	6	6	6	6	6	6	6	6	6	6	6	6
Mean	1466	526	381	198	248	184	3003	27	13	2	1	3	1	45
S.D.	963	523	293	154	177	285	1993	15	11	2	2	4	1	24
Significance					*									
Statistical method	DU	DT	DT	DU	DT	DT	DT	DU	DU	DU	DT	DU	DT	DU

Significantly different from control group (*: P<0.05).
DU: Analysis by Dunnett's test.
DT: Analysis by Dunnett type mean rank test.

Appendix 23-4 Individual spontaneous motor activity of male rats on termination of administration period

(silane, ethenyltrimethoxy- group at 1000 mg/kg)

Male No.	Ambulatory counts							Vertical counts						
	Minutes after administration							Minutes after administration						
	10	20	30	40	50	60	Total	10	20	30	40	50	60	Total
M04401	Death on Day 16 of administration													
M04402	376	44	104	2	0	0	526	22	1	3	0	0	0	26
M04403	1108	323	116	0	0	16	1563	24	26	3	0	0	0	53
M04404	1321	512	522	225	259	19	2858	30	23	10	3	13	0	79
M04405	1081	124	5	872	6	0	2088	44	2	0	24	0	0	70
M04406	852	222	569	14	186	6	1849	31	5	23	0	5	0	64
Number of males	5	5	5	5	5	5	5	5	5	5	5	5	5	5
Mean	948	245	263	223	90	8	1777	30	11	8	5	4	0	58
S.D.	360	182	262	375	124	9	849	9	12	9	10	6	0	20
Significance														
Statistical method	DU	DT	DT	DU	DT	DT	DT	DU	DU	DU	DT	DU	DT	DU

DU: Analysis by Dunnett's test.
DT: Analysis by Dunnett type mean rank test.

Appendix 24-1 Individual spontaneous motor activity of female rats on termination of administration period

(Control group)

Female No.	Ambulatory counts							Vertical counts						
	Minutes after administration							Minutes after administration						
	10	20	30	40	50	60	Total	10	20	30	40	50	60	Total
F01151	262	86	448	1	0	1	798	6	0	8	0	0	0	14
F01152	476	1	0	6	104	15	602	18	0	0	0	0	0	18
F01153	1094	3	1	1	4	206	1309	40	5	3	10	0	2	60
F01154	1245	257	0	5	0	130	1637	38	6	0	0	0	0	44
F01155	1490	186	0	136	0	7	1819	62	7	0	2	0	0	71
F01156	1370	3	1	1	0	0	1375	43	0	0	0	0	0	43
Number of females	6	6	6	6	6	6	6	6	6	6	6	6	6	6
Mean	990	89	75	25	18	60	1257	35	3	2	2	0	0	42
S.D.	503	110	183	54	42	87	473	20	3	3	4	0	1	22

Appendix 24-2 Individual spontaneous motor activity of female rats on termination of administration period

(silane, ethenyltrimethoxy- group at 62.5 mg/kg)

Female No.	Ambulatory counts							Vertical counts						
	Minutes after administration							Minutes after administration						
	10	20	30	40	50	60	Total	10	20	30	40	50	60	Total
F02251	399	0	0	0	0	0	399	10	0	0	0	0	0	10
F02253	303	0	0	0	0	90	393	8	0	0	0	0	0	8
F02254	350	311	0	0	5	261	927	5	7	0	0	0	5	17
F02255	799	0	211	58	18	518	1604	23	0	4	0	0	10	37
F02256	530	8	626	182	259	0	1605	12	0	13	8	9	0	42
F02257	1657	0	1	0	0	0	1658	36	0	0	0	0	0	36
Number of females	6	6	6	6	6	6	6	6	6	6	6	6	6	6
Mean	673	53	140	40	47	145	1098	16	1	3	1	2	3	25
S.D.	514	126	253	73	104	209	607	12	3	5	3	4	4	15
Significance														
Statistical method	DU	DT	DU	DT	DT	DT	DT	DU	DU	DU	DU	DT	DT	DU

DU: Analysis by Dunnett's test.
DT: Analysis by Dunnett type mean rank test.

Appendix 24-3 Individual spontaneous motor activity of female rats on termination of administration period

(silane, ethenyltrimethoxy- group at 250 mg/kg)

Female No.	Ambulatory counts							Vertical counts						
	Minutes after administration							Minutes after administration						
	10	20	30	40	50	60	Total	10	20	30	40	50	60	Total
F03351	704	0	0	0	0	0	704	14	1	0	0	0	0	15
F03353	880	0	8	0	0	85	973	17	0	0	0	0	0	17
F03354	660	132	90	20	408	0	1310	19	7	3	0	10	0	39
F03355	1091	42	1	26	0	181	1341	21	3	1	4	2	2	33
F03356	1219	1077	496	480	495	437	4204	32	0	0	0	2	0	34
F03357	2085	549	555	249	692	719	4849	56	10	7	0	3	4	80
Number of females	6	6	6	6	6	6	6	6	6	6	6	6	6	6
Mean	1107	300	192	129	266	237	2230	27	4	2	1	3	1	36
S.D.	526	434	261	197	305	287	1806	16	4	3	2	4	2	23
Significance														
Statistical method	DU	DT	DU	DT	DT	DT	DT	DU	DU	DU	DU	DT	DT	DU

DU: Analysis by Dunnett's test.
DT: Analysis by Dunnett type mean rank test.

Appendix 24-4 Individual spontaneous motor activity of female rats on termination of administration period

(silane, ethenyltrimethoxy- group at 1000 mg/kg)

Female No.	Ambulatory counts							Vertical counts						
	Minutes after administration							Minutes after administration						
	10	20	30	40	50	60	Total	10	20	30	40	50	60	Total
F04451	276	533	385	345	74	131	1744	9	6	11	7	0	1	34
F04453	301	2	8	0	168	10	489	5	0	1	1	7	3	17
F04454	526	439	5	0	5	0	975	12	8	0	0	0	0	20
F04456	1018	377	4	0	541	0	1940	22	8	0	0	11	0	41
F04457	1591	119	0	0	0	46	1756	38	1	0	0	0	2	41
F04458	1388	951	0	0	8	0	2347	34	15	0	0	0	0	49
Number of females	6	6	6	6	6	6	6	6	6	6	6	6	6	6
Mean	850	404	67	58	133	31	1542	20	6	2	1	3	1	34
S.D.	566	335	156	141	210	52	682	14	5	4	3	5	1	13
Significance														
Statistical method	DU	DT	DU	DT	DT	DT	DT	DU	DU	DU	DU	DT	DT	DU

DU: Analysis by Dunnett's test.
DT: Analysis by Dunnett type mean rank test.

Appendix 25-1 Individual urinary examination of male rats on Day 2 of administration

(Control group)

Male No.	UV mL	S.G.
M01101	8.0	1.049
M01102	7.9	1.054
M01103	25.4	1.027
M01104	9.5	1.068
M01105	10.7	1.060
M01106	8.7	1.076
Number of males	6	6
Mean	11.7	1.056
S.D.	6.8	0.017

(Continued)

Appendix 25-1 (Continued) Individual urinary examination of male rats on Day 2 of administration

(Control group)

Male No.	Color	pH	Protein	Glucose	Ketone body	Bilirubin	Occult blood	Urobili-nogen	Urinary sediments				
									Epithelial cells	Erythrocytes	Leukocytes	Casts	Crystals
M01101	Light yellow	9.0	+	−	−	−	−	±	±	±	±	−	−
M01102	Light yellow	9.0	++	−	+	−	−	+	±	±	±	−	−
M01103	Light yellow	9.0	+	−	−	−	−	±	±	±	±	−	−
M01104	Light yellow	9.0	+	−	−	−	−	±	±	±	±	−	+
M01105	Light yellow	9.0	+	−	−	−	−	±	±	±	±	−	+
M01106	Light yellow	8.5	+	−	−	−	−	±	±	±	±	−	+
Number of males	6	6	6	6	6	6	6	6	6	6	6	6	6

Protein: −; negative, ±; 10～20 mg/dL, +; 30 mg/dL, ++; 100 mg/dL, +++; 300 mg/dL, ++++; 1000 mg/dL.
Glucose: −; negative, ±; 40～60 mg/dL, +; 100 mg/dL, ++; 250 mg/dL, +++; 500 mg/dL, ++++; 2000 mg/dL.
Ketone body: −; negative, +; slight, ++; moderate, +++; marked.
Bilirubin: −; negative, +; 0.5 mg/dL, ++; 1.0 mg/dL, +++; 2.0 mg/dL.
Occult blood: −; negative, ±; trace, +; slight, ++; moderate, +++; marked.
Urobilinogen: ±; normal, +; 1 mg/dL, ++; 4 mg/dL, +++; 8 mg/dL, ++++; 12 mg/dL.
Epithelial cells: ±; 0～20 cells/100 fields, +; 21～100 cells/100 fields, ++; 101～200 cells/100 fields, +++; ≧201 cells/100 fields.
Erythrocytes: ±; 0～20 cells/100 fields, +; 21～100 cells/100 fields, ++; 101～200 cells/100 fields, +++; 201～500 cells/100 fields ++++; ≧501 cells/100 fields.
Leukocytes: ±; 0～20 cells/100 fields, +; 21～100 cells/100 fields, ++; 101～200 cells/100 fields, +++; 201～500 cells/100 fields ++++; ≧501 cells/100 fields.
Casts: −; not observed, +; observed.
Crystals: −; not observed, +; observed.

Appendix 25-2 Individual urinary examination of male rats on Day 2 of administration

(silane, ethenyltrimethoxy- group at 62.5 mg/kg)

Male No.	UV mL	S.G.
M02201	16.0	1.049
M02202	20.8	1.025
M02203	14.3	1.048
M02204	13.5	1.041
M02205	14.9	1.046
M02206	9.3	1.066
Number of males	6	6
Mean	14.8	1.046
S.D.	3.7	0.013
Significance		
Statistical method	DU	DU

DU: Analysis by Dunnett's test.

(Continued)

Appendix 25-2 (Continued) Individual urinary examination of male rats on Day 2 of administration

(silane, ethenyltrimethoxy- group at 62.5 mg/kg)

Male No.	Color	pH	Protein	Glucose	Ketone body	Bilirubin	Occult blood	Urobilinogen	Urinary sediments				
									Epithelial cells	Erythrocytes	Leukocytes	Casts	Crystals
M02201	Light yellow	9.0	+	−	+	−	−	±	±	±	±	−	+
M02202	Light yellow	9.0	++	−	−	−	−	±	±	±	±	−	−
M02203	Light yellow	8.5	±	−	−	−	−	±	±	±	±	−	−
M02204	Light yellow	9.0	+	−	−	−	−	±	±	±	±	−	+
M02205	Light yellow	8.0	+	−	−	−	−	±	±	±	±	−	−
M02206	Light yellow	9.0	++	−	−	−	−	±	±	±	±	−	+
Number of males	6	6	6	6	6	6	6	6	6	6	6	6	6

Protein: −; negative, ±; 10～20 mg/dL, +; 30 mg/dL, ++; 100 mg/dL, +++; 300 mg/dL, ++++; 1000 mg/dL.
Glucose: −; negative, ±; 40～60 mg/dL, +; 100 mg/dL, ++; 250 mg/dL, +++; 500 mg/dL, ++++; 2000 mg/dL.
Ketone body: −; negative, +; slight, ++; moderate, +++; marked.
Bilirubin: −; negative, +; 0.5 mg/dL, ++; 1.0 mg/dL, +++; 2.0 mg/dL.
Occult blood: −; negative, ±; trace, +; slight, ++; moderate, +++; marked.
Urobilinogen: ±; normal, +; 1 mg/dL, ++; 4 mg/dL, +++; 8 mg/dL, ++++; 12 mg/dL.
Epithelial cells: ±; 0～20 cells/100 fields, +; 21～100 cells/100 fields, ++; 101～200 cells/100 fields, +++; ≧201 cells/100 fields.
Erythrocytes: ±; 0～20 cells/100 fields, +; 21～100 cells/100 fields, ++; 101～200 cells/100 fields, +++; 201～500 cells/100 fields ++++; ≧501 cells/100 fields.
Leukocytes: ±; 0～20 cells/100 fields, +; 21～100 cells/100 fields, ++; 101～200 cells/100 fields, +++; 201～500 cells/100 fields ++++; ≧501 cells/100 fields.
Casts: −; not observed, +; observed.
Crystals: −; not observed, +; observed.

Appendix 25-3 Individual urinary examination of male rats on Day 2 of administration

(silane, ethenyltrimethoxy- group at 250 mg/kg)

Male No.	UV mL	S.G.
M03301	15.8	1.026
M03302	8.7	1.049
M03303	9.8	1.052
M03304	8.4	1.058
M03305	16.1	1.032
M03306	15.4	1.043
Number of males	6	6
Mean	12.4	1.043
S.D.	3.8	0.012
Significance		
Statistical method	DU	DU

DU: Analysis by Dunnett's test.

(Continued)

Appendix 25-3 (Continued) Individual urinary examination of male rats on Day 2 of administration

(silane, ethenyltrimethoxy- group at 250 mg/kg)

Male No.	Color	pH	Protein	Glucose	Ketone body	Bilirubin	Occult blood	Urobili-nogen	Urinary sediments				
									Epithelial cells	Erythrocytes	Leukocytes	Casts	Crystals
M03301	Light yellow	9.0	+	−	−	−	−	±	±	±	±	−	+
M03302	Light yellow	9.0	+	−	+	−	++	±	±	++	±	−	−
M03303	Light yellow	6.0	+	−	−	−	±	±	±	±	±	−	+
M03304	Light yellow	9.0	+	−	−	−	−	±	±	±	±	−	−
M03305	Light yellow	8.5	+	−	−	−	−	±	±	±	±	−	−
M03306	Light yellow	9.0	±	−	−	−	−	±	±	±	±	−	+
Number of males	6	6	6	6	6	6	6	6	6	6	6	6	6

Protein: −; negative, ±; 10～20 mg/dL, +; 30 mg/dL, ++; 100 mg/dL, +++; 300 mg/dL, ++++; 1000 mg/dL.
Glucose: −; negative, ±; 40～60 mg/dL, +; 100 mg/dL, ++; 250 mg/dL, +++; 500 mg/dL, ++++; 2000 mg/dL.
Ketone body: −; negative, +; slight, ++; moderate, +++; marked.
Bilirubin: −; negative, +; 0.5 mg/dL, ++; 1.0 mg/dL, +++; 2.0 mg/dL.
Occult blood: −; negative, ±; trace, +; slight, ++; moderate, +++; marked.
Urobilinogen: ±; normal, +; 1 mg/dL, ++; 4 mg/dL, +++; 8 mg/dL, ++++; 12 mg/dL.
Epithelial cells: ±; 0～20 cells/100 fields, +; 21～100 cells/100 fields, ++; 101～200 cells/100 fields, +++; ≧201 cells/100 fields.
Erythrocytes: ±; 0～20 cells/100 fields, +; 21～100 cells/100 fields, ++; 101～200 cells/100 fields, +++; 201～500 cells/100 fields ++++; ≧501 cells/100 fields.
Leukocytes: ±; 0～20 cells/100 fields, +; 21～100 cells/100 fields, ++; 101～200 cells/100 fields, +++; 201～500 cells/100 fields ++++; ≧501 cells/100 fields.
Casts: −; not observed, +; observed.
Crystals: −; not observed, +; observed.

Appendix 25-4 Individual urinary examination of male rats on Day 2 of administration

(silane, ethenyltrimethoxy- group at 1000 mg/kg)

Male No.	UV mL	S.G.
M04401	25.3	1.020
M04402	15.3	1.026
M04403	14.8	1.031
M04404	19.7	1.029
M04405	33.6	1.018
M04406	20.5	1.025
Number of males	6	6
Mean	21.5	1.025
S.D.	7.0	0.005
Significance	*	**
Statistical method	DU	DU

Significantly different from control group (*: P<0.05, **: P<0.01). (Continued)
DU: Analysis by Dunnett's test.

Appendix 25-4 (Continued) Individual urinary examination of male rats on Day 2 of administration

(silane, ethenyltrimethoxy- group at 1000 mg/kg)

Male No.	Color	pH	Protein	Glucose	Ketone body	Bilirubin	Occult blood	Urobilinogen	Urinary sediments				
									Epithelial cells	Erythrocytes	Leukocytes	Casts	Crystals
M04401	Light yellow	8.5	++	−	−	−	−	±	±	±	±	−	−
M04402	Light yellow	6.0	++	−	−	−	+	±	±	+	±	−	+
M04403	Light yellow	9.0	++	−	−	−	+++	±	+	++++	±	−	+
M04404	Light yellow	9.0	++	−	−	−	−	±	±	±	±	−	−
M04405	Light yellow	6.5	+++	−	−	−	−	±	±	±	±	−	−
M04406	Light yellow	9.0	+	−	−	−	−	±	±	±	±	−	−
Number of males	6	6	6	6	6	6	6	6	6	6	6	6	6

Protein: −; negative, ±; 10～20 mg/dL, +; 30 mg/dL, ++; 100 mg/dL, +++; 300 mg/dL, ++++; 1000 mg/dL.
Glucose: −; negative, ±; 40～60 mg/dL, +; 100 mg/dL, ++; 250 mg/dL, +++; 500 mg/dL, ++++; 2000 mg/dL.
Ketone body: −; negative, +; slight, ++; moderate, +++; marked.
Bilirubin: −; negative, +; 0.5 mg/dL, ++; 1.0 mg/dL, +++; 2.0 mg/dL.
Occult blood: −; negative, ±; trace, +; slight, ++; moderate, +++; marked.
Urobilinogen: ±; normal, +; 1 mg/dL, ++; 4 mg/dL, +++; 8 mg/dL, ++++; 12 mg/dL.
Epithelial cells: ±; 0～20 cells/100 fields, +; 21～100 cells/100 fields, ++; 101～200 cells/100 fields, +++; ≧201 cells/100 fields.
Erythrocytes: ±; 0～20 cells/100 fields, +; 21～100 cells/100 fields, ++; 101～200 cells/100 fields, +++; 201～500 cells/100 fields ++++; ≧501 cells/100 fields.
Leukocytes: ±; 0～20 cells/100 fields, +; 21～100 cells/100 fields, ++; 101～200 cells/100 fields, +++; 201～500 cells/100 fields ++++; ≧501 cells/100 fields.
Casts: −; not observed, +; observed.
Crystals: −; not observed, +; observed.

Appendix 26-1 Individual urinary examination of female rats on Day 2 of administration

(Control group)

Female No.	UV mL	S.G.
F01151	9.6	1.034
F01152	5.6	1.056
F01153	5.6	1.062
F01154	5.1	1.048
F01155	4.8	1.068
F01156	8.5	1.050
Number of females	6	6
Mean	6.5	1.053
S.D.	2.0	0.012

(Continued)

Appendix 26-1 (Continued) Individual urinary examination of female rats on Day 2 of administration

(Control group)

Female No.	Color	pH	Protein	Glucose	Ketone body	Bilirubin	Occult blood	Urobilinogen	Urinary sediments				
									Epithelial cells	Erythrocytes	Leukocytes	Casts	Crystals
F01151	Light yellow	9.0	−	−	−	−	−	±	±	±	±	−	+
F01152	Light yellow	9.0	±	−	−	−	−	±	±	±	±	−	−
F01153	Light yellow	9.0	±	−	−	−	−	±	±	±	±	−	+
F01154	Light yellow	6.0	−	−	−	−	−	±	±	±	±	−	−
F01155	Light yellow	9.0	±	−	−	−	−	±	±	±	±	−	+
F01156	Light yellow	8.5	−	−	−	−	−	±	±	±	±	−	−
Number of females	6	6	6	6	6	6	6	6	6	6	6	6	6

Protein: −; negative, ±; 10～20 mg/dL, +; 30 mg/dL, ++; 100 mg/dL, +++; 300 mg/dL, ++++; 1000 mg/dL.
Glucose: −; negative, ±; 40～60 mg/dL, +; 100 mg/dL, ++; 250 mg/dL, +++; 500 mg/dL, ++++; 2000 mg/dL.
Ketone body: −; negative, +; slight, ++; moderate, +++; marked.
Bilirubin: −; negative, +; 0.5 mg/dL, ++; 1.0 mg/dL, +++; 2.0 mg/dL.
Occult blood: −; negative, ±; trace, +; slight, ++; moderate, +++; marked.
Urobilinogen: ±; normal, +; 1 mg/dL, ++; 4 mg/dL, +++; 8 mg/dL, ++++; 12 mg/dL.
Epithelial cells: ±; 0～20 cells/100 fields, +; 21～100 cells/100 fields, ++; 101～200 cells/100 fields, +++; ≧201 cells/100 fields.
Erythrocytes: ±; 0～20 cells/100 fields, +; 21～100 cells/100 fields, ++; 101～200 cells/100 fields, +++; 201～500 cells/100 fields ++++; ≧501 cells/100 fields.
Leukocytes: ±; 0～20 cells/100 fields, +; 21～100 cells/100 fields, ++; 101～200 cells/100 fields, +++; 201～500 cells/100 fields ++++; ≧501 cells/100 fields.
Casts: −; not observed, +; observed.
Crystals: −; not observed, +; observed.

Appendix 26-2 Individual urinary examination of female rats on Day 2 of administration

(silane, ethenyltrimethoxy- group at 62.5 mg/kg)

Female No.	UV mL	S.G.
F02251	3.9	1.078
F02252	3.7	1.072
F02253	4.5	1.076
F02254	9.8	1.054
F02255	11.4	1.036
F02256	6.9	1.042
Number of females	6	6
Mean	6.7	1.060
S.D.	3.3	0.018
Significance		
Statistical method	DT	DU

DT: Analysis by Dunnett type mean rank test.
DU: Analysis by Dunnett's test.

(Continued)

Appendix 26-2 (Continued) Individual urinary examination of female rats on Day 2 of administration

(silane, ethenyltrimethoxy- group at 62.5 mg/kg)

Female No.	Color	pH	Protein	Glucose	Ketone body	Bilirubin	Occult blood	Urobili-nogen	Urinary sediments				
									Epithelial cells	Erythrocytes	Leukocytes	Casts	Crystals
F02251	Light yellow	9.0	−	−	−	−	−	±	±	±	±	−	−
F02252	Light yellow	8.5	+	−	−	−	−	±	±	±	±	−	+
F02253	Light yellow	9.0	+	−	−	−	−	+	±	±	±	−	−
F02254	Light yellow	9.0	+	−	−	−	−	±	±	±	±	−	−
F02255	Light yellow	8.5	−	−	−	−	−	±	±	±	±	−	+
F02256	Light yellow	8.5	−	−	−	−	−	±	±	±	±	−	+
Number of females	6	6	6	6	6	6	6	6	6	6	6	6	6

Protein: −; negative, ±; 10～20 mg/dL, +; 30 mg/dL, ++; 100 mg/dL, +++; 300 mg/dL, ++++; 1000 mg/dL.
Glucose: −; negative, ±; 40～60 mg/dL, +; 100 mg/dL, ++; 250 mg/dL, +++; 500 mg/dL, ++++; 2000 mg/dL.
Ketone body: −; negative, +; slight, ++; moderate, +++; marked.
Bilirubin: −; negative, +; 0.5 mg/dL, ++; 1.0 mg/dL, +++; 2.0 mg/dL.
Occult blood: −; negative, ±; trace, +; slight, ++; moderate, +++; marked.
Urobilinogen: ±; normal, +; 1 mg/dL, ++; 4 mg/dL, +++; 8 mg/dL, ++++; 12 mg/dL.
Epithelial cells: ±; 0～20 cells/100 fields, +; 21～100 cells/100 fields, ++; 101～200 cells/100 fields, +++; ≧201 cells/100 fields.
Erythrocytes: ±; 0～20 cells/100 fields, +; 21～100 cells/100 fields, ++; 101～200 cells/100 fields, +++; 201～500 cells/100 fields ++++; ≧501 cells/100 fields.
Leukocytes: ±; 0～20 cells/100 fields, +; 21～100 cells/100 fields, ++; 101～200 cells/100 fields, +++; 201～500 cells/100 fields ++++; ≧501 cells/100 fields.
Casts: −; not observed, +; observed.
Crystals: −; not observed, +; observed.

Appendix 26-3 Individual urinary examination of female rats on Day 2 of administration

(silane, ethenyltrimethoxy- group at 250 mg/kg)

Female No.	UV mL	S.G.
F03351	27.4	1.018
F03352	7.2	1.060
F03353	8.7	1.049
F03354	8.1	1.049
F03355	6.1	1.041
F03356	9.0	1.046
Number of females	6	6
Mean	11.1	1.044
S.D.	8.1	0.014
Significance		
Statistical method	DT	DU

DT: Analysis by Dunnett type mean rank test.
DU: Analysis by Dunnett's test.

(Continued)

Appendix 26-3 (Continued) Individual urinary examination of female rats on Day 2 of administration

(silane, ethenyltrimethoxy- group at 250 mg/kg)

Female No.	Color	pH	Protein	Glucose	Ketone body	Bilirubin	Occult blood	Urobili-nogen	Urinary sediments				
									Epithelial cells	Erythrocytes	Leukocytes	Casts	Crystals
F03351	Light yellow	8.5	−	−	−	−	−	±	±	±	±	−	−
F03352	Light yellow	9.0	+	−	−	−	+++	±	±	++++	±	−	−
F03353	Light yellow	9.0	−	−	−	−	−	±	±	±	±	−	+
F03354	Light yellow	9.0	±	−	−	−	−	±	±	±	±	−	+
F03355	Light yellow	9.0	+	−	−	−	+++	±	±	++++	±	−	−
F03356	Light yellow	9.0	−	−	−	−	−	±	±	±	±	−	−
Number of females	6	6	6	6	6	6	6	6	6	6	6	6	6

Protein: −; negative, ±; 10～20 mg/dL, +; 30 mg/dL, ++; 100 mg/dL, +++; 300 mg/dL, ++++; 1000 mg/dL.
Glucose: −; negative, ±; 40～60 mg/dL, +; 100 mg/dL, ++; 250 mg/dL, +++; 500 mg/dL, ++++; 2000 mg/dL.
Ketone body: −; negative, +; slight, ++; moderate, +++; marked.
Bilirubin: −; negative, +; 0.5 mg/dL, ++; 1.0 mg/dL, +++; 2.0 mg/dL.
Occult blood: −; negative, ±; trace, +; slight, ++; moderate, +++; marked.
Urobilinogen: ±; normal, +; 1 mg/dL, ++; 4 mg/dL, +++; 8 mg/dL, ++++; 12 mg/dL.
Epithelial cells: ±; 0～20 cells/100 fields, +; 21～100 cells/100 fields, ++; 101～200 cells/100 fields, +++; ≧201 cells/100 fields.
Erythrocytes: ±; 0～20 cells/100 fields, +; 21～100 cells/100 fields, ++; 101～200 cells/100 fields, +++; 201～500 cells/100 fields ++++; ≧501 cells/100 fields.
Leukocytes: ±; 0～20 cells/100 fields, +; 21～100 cells/100 fields, ++; 101～200 cells/100 fields, +++; 201～500 cells/100 fields ++++; ≧501 cells/100 fields.
Casts: −; not observed, +; observed.
Crystals: −; not observed, +; observed.

Appendix 26-4 Individual urinary examination of female rats on Day 2 of administration

(silane, ethenyltrimethoxy- group at 1000 mg/kg)

Female No.	UV mL	S.G.
F04451	10.3	1.028
F04452	21.4	1.019
F04453	8.6	1.014
F04454	16.3	1.018
F04455	22.1	1.015
F04456	15.0	1.024
Number of females	6	6
Mean	15.6	1.020
S.D.	5.5	0.005
Significance	*	**
Statistical method	DT	DU

Significantly different from control group (*: P<0.05, **: P<0.01). (Continued)
DT: Analysis by Dunnett type mean rank test.
DU: Analysis by Dunnett's test.

Appendix 26-4 (Continued) Individual urinary examination of female rats on Day 2 of administration

(silane, ethenyltrimethoxy- group at 1000 mg/kg)

Female No.	Color	pH	Protein	Glucose	Ketone body	Bilirubin	Occult blood	Urobilinogen	Urinary sediments				
									Epithelial cells	Erythrocytes	Leukocytes	Casts	Crystals
F04451	Light yellow	7.0	++	−	−	−	−	±	±	±	±	−	−
F04452	Light yellow	8.5	++	−	−	−	+++	±	±	++++	±	−	+
F04453	Light yellow	7.0	−	−	−	−	−	±	±	±	±	−	+
F04454	Light yellow	7.0	++	−	−	−	++	±	±	+++	+	−	+
F04455	Light yellow	7.0	+++	±	−	−	±	±	±	±	±	−	−
F04456	Light yellow	6.5	++	−	−	−	+++	±	±	++	±	−	−
Number of females	6	6	6	6	6	6	6	6	6	6	6	6	6

Protein: −; negative, ±; 10～20 mg/dL, +; 30 mg/dL, ++; 100 mg/dL, +++; 300 mg/dL, ++++; 1000 mg/dL.
Glucose: −; negative, ±; 40～60 mg/dL, +; 100 mg/dL, ++; 250 mg/dL, +++; 500 mg/dL, ++++; 2000 mg/dL.
Ketone body: −; negative, +; slight, ++; moderate, +++; marked.
Bilirubin: −; negative, +; 0.5 mg/dL, ++; 1.0 mg/dL, +++; 2.0 mg/dL.
Occult blood: −; negative, ±; trace, +; slight, ++; moderate, +++; marked.
Urobilinogen: ±; normal, +; 1 mg/dL, ++; 4 mg/dL, +++; 8 mg/dL, ++++; 12 mg/dL.
Epithelial cells: ±; 0～20 cells/100 fields, +; 21～100 cells/100 fields, ++; 101～200 cells/100 fields, +++; ≧201 cells/100 fields.
Erythrocytes: ±; 0～20 cells/100 fields, +; 21～100 cells/100 fields, ++; 101～200 cells/100 fields, +++; 201～500 cells/100 fields ++++; ≧501 cells/100 fields.
Leukocytes: ±; 0～20 cells/100 fields, +; 21～100 cells/100 fields, ++; 101～200 cells/100 fields, +++; 201～500 cells/100 fields ++++; ≧501 cells/100 fields.
Casts: −; not observed, +; observed.
Crystals: −; not observed, +; observed.

Appendix 27-1 Individual urinary examination of male rats after dosing on Day 3 of administration

(Control group)

Male No.	Color	pH	Protein	Glucose	Ketone body	Bilirubin	Occult blood	Urobilinogen	Urinary sediments				
									Epithelial cells	Erythrocytes	Leukocytes	Casts	Crystals
M01101	Light yellow	8.0	++	−	+	−	−	±	±	±	±	−	+
M01102	Light yellow	8.0	±	−	−	−	−	±	±	±	±	−	+
M01103	Light yellow	8.0	++	−	+	−	−	+	±	±	±	−	+
M01104	Light yellow	9.0	+	−	+	−	−	+	±	±	±	−	+
M01105	Light yellow	8.5	++	−	+	−	−	+	±	±	±	−	+
M01106	Light yellow	6.5	++	−	+	−	−	+	±	±	±	−	−
Number of males	6	6	6	6	6	6	6	6	6	6	6	6	6

Protein: −; negative, ±; 10～20 mg/dL, +; 30 mg/dL, ++; 100 mg/dL, +++; 300 mg/dL, ++++; 1000 mg/dL.
Glucose: −; negative, ±; 40～60 mg/dL, +; 100 mg/dL, ++; 250 mg/dL, +++; 500 mg/dL, ++++; 2000 mg/dL.
Ketone body: −; negative, +; slight, ++; moderate, +++; marked.
Bilirubin: −; negative, +; 0.5 mg/dL, ++; 1.0 mg/dL, +++; 2.0 mg/dL.
Occult blood: −; negative, ±; trace, +; slight, ++; moderate, +++; marked.
Urobilinogen: ±; normal, +; 1 mg/dL, ++; 4 mg/dL, +++; 8 mg/dL, ++++; 12 mg/dL.
Epithelial cells: ±; 0～20 cells/100 fields, +; 21～100 cells/100 fields, ++; 101～200 cells/100 fields, +++; ≧201 cells/100 fields.
Erythrocytes: ±; 0～20 cells/100 fields, +; 21～100 cells/100 fields, ++; 101～200 cells/100 fields, +++; 201～500 cells/100 fields ++++; ≧501 cells/100 fields.
Leukocytes: ±; 0～20 cells/100 fields, +; 21～100 cells/100 fields, ++; 101～200 cells/100 fields, +++; 201～500 cells/100 fields ++++; ≧501 cells/100 fields.
Casts: −; not observed, +; observed.
Crystals: −; not observed, +; observed.

Appendix 27-2 Individual urinary examination of male rats after dosing on Day 3 of administration

(silane, ethenyltrimethoxy- group at 62.5 mg/kg)

Male No.	Color	pH	Protein	Glucose	Ketone body	Bilirubin	Occult blood	Urobili-nogen	Urinary sediments				
									Epithelial cells	Erythrocytes	Leukocytes	Casts	Crystals
M02201	Light yellow	9.0	±	−	−	−	−	±	±	±	±	−	−
M02202	Light yellow	9.0	++	−	+	−	−	+	±	±	±	−	+
M02203	Light yellow	8.0	+	−	−	−	−	±	±	±	±	−	+
M02204	Light yellow	8.5	+	−	+	−	−	±	±	±	±	−	+
M02205	Light yellow	8.0	++	−	+	−	−	+	±	±	±	−	+
M02206	Light yellow	9.0	+	−	+	−	−	±	±	±	±	−	−
Number of males	6	6	6	6	6	6	6	6	6	6	6	6	6

Protein: −; negative, ±; 10～20 mg/dL, +; 30 mg/dL, ++; 100 mg/dL, +++; 300 mg/dL, ++++; 1000 mg/dL.
Glucose: −; negative, ±; 40～60 mg/dL, +; 100 mg/dL, ++; 250 mg/dL, +++; 500 mg/dL, ++++; 2000 mg/dL.
Ketone body: −; negative, +; slight, ++; moderate, +++; marked.
Bilirubin: −; negative, +; 0.5 mg/dL, ++; 1.0 mg/dL, +++; 2.0 mg/dL.
Occult blood: −; negative, ±; trace, +; slight, ++; moderate, +++; marked.
Urobilinogen: ±; normal, +; 1 mg/dL, ++; 4 mg/dL, +++; 8 mg/dL, ++++; 12 mg/dL.
Epithelial cells: ±; 0～20 cells/100 fields, +; 21～100 cells/100 fields, ++; 101～200 cells/100 fields, +++; ≧201 cells/100 fields.
Erythrocytes: ±; 0～20 cells/100 fields, +; 21～100 cells/100 fields, ++; 101～200 cells/100 fields, +++; 201～500 cells/100 fields ++++; ≧501 cells/100 fields.
Leukocytes: ±; 0～20 cells/100 fields, +; 21～100 cells/100 fields, ++; 101～200 cells/100 fields, +++; 201～500 cells/100 fields ++++; ≧501 cells/100 fields.
Casts: −; not observed, +; observed.
Crystals: −; not observed, +; observed.

Appendix 27-3 Individual urinary examination of male rats after dosing on Day 3 of administration

(silane, ethenyltrimethoxy- group at 250 mg/kg)

Male No.	Color	pH	Protein	Glucose	Ketone body	Bilirubin	Occult blood	Urobili-nogen	Urinary sediments				
									Epithelial cells	Erythrocytes	Leukocytes	Casts	Crystals
M03301	Light yellow	7.5	++	−	−	−	±	±	±	+	±	−	−
M03302	Light yellow	6.0	++	−	+	−	−	±	±	±	±	−	+
M03303	White turbidity	8.0	+++	−	+	−	−	+	±	±	±	−	+
M03304	Light yellow	7.0	+	−	+	−	−	+	±	±	±	−	+
M03305	Light yellow	8.5	++	−	−	−	±	±	±	+	±	−	−
M03306	Light yellow	6.0	++	−	−	−	−	±	±	±	±	−	−
Number of males	6	6	6	6	6	6	6	6	6	6	6	6	6

Protein: −; negative, ±; 10～20 mg/dL, +; 30 mg/dL, ++; 100 mg/dL, +++; 300 mg/dL, ++++; 1000 mg/dL.
Glucose: −; negative, ±; 40～60 mg/dL, +; 100 mg/dL, ++; 250 mg/dL, +++; 500 mg/dL, ++++; 2000 mg/dL.
Ketone body: −; negative, +; slight, ++; moderate, +++; marked.
Bilirubin: −; negative, +; 0.5 mg/dL, ++; 1.0 mg/dL, +++; 2.0 mg/dL.
Occult blood: −; negative, ±; trace, +; slight, ++; moderate, +++; marked.
Urobilinogen: ±; normal, +; 1 mg/dL, ++; 4 mg/dL, +++; 8 mg/dL, ++++; 12 mg/dL.
Epithelial cells: ±; 0～20 cells/100 fields, +; 21～100 cells/100 fields, ++; 101～200 cells/100 fields, +++; ≧201 cells/100 fields.
Erythrocytes: ±; 0～20 cells/100 fields, +; 21～100 cells/100 fields, ++; 101～200 cells/100 fields, +++; 201～500 cells/100 fields ++++; ≧501 cells/100 fields.
Leukocytes: ±; 0～20 cells/100 fields, +; 21～100 cells/100 fields, ++; 101～200 cells/100 fields, +++; 201～500 cells/100 fields ++++; ≧501 cells/100 fields.
Casts: −; not observed, +; observed.
Crystals: −; not observed, +; observed.

Appendix 27-4 Individual urinary examination of male rats after dosing on Day 3 of administration

(silane, ethenyltrimethoxy- group at 1000 mg/kg)

Male No.	Color	pH	Protein	Glucose	Ketone body	Bilirubin	Occult blood	Urobili-nogen	Urinary sediments				
									Epithelial cells	Erythrocytes	Leukocytes	Casts	Crystals
M04401	Light yellow	6.5	++	−	−	−	±	±	±	±	+	−	−
M04402	Light yellow	6.0	++	−	−	−	±	±	±	±	±	−	−
M04403	White turbidity	8.0	+	−	−	−	−	±	±	±	±	−	−
M04404	Light yellow	8.5	+	−	+	−	±	±	±	+	±	−	+
M04405	White turbidity	6.5	++	−	−	−	+	±	±	++	±	−	−
M04406	Light yellow	8.5	+	−	−	−	±	±	±	+	±	−	+
Number of males	6	6	6	6	6	6	6	6	6	6	6	6	6

Protein: −; negative, ±; 10～20 mg/dL, +; 30 mg/dL, ++; 100 mg/dL, +++; 300 mg/dL, ++++; 1000 mg/dL.
Glucose: −; negative, ±; 40～60 mg/dL, +; 100 mg/dL, ++; 250 mg/dL, +++; 500 mg/dL, ++++; 2000 mg/dL.
Ketone body: −; negative, +; slight, ++; moderate, +++; marked.
Bilirubin: −; negative, +; 0.5 mg/dL, ++; 1.0 mg/dL, +++; 2.0 mg/dL.
Occult blood: −; negative, ±; trace, +; slight, ++; moderate, +++; marked.
Urobilinogen: ±; normal, +; 1 mg/dL, ++; 4 mg/dL, +++; 8 mg/dL, ++++; 12 mg/dL.
Epithelial cells: ±; 0～20 cells/100 fields, +; 21～100 cells/100 fields, ++; 101～200 cells/100 fields, +++; ≧201 cells/100 fields.
Erythrocytes: ±; 0～20 cells/100 fields, +; 21～100 cells/100 fields, ++; 101～200 cells/100 fields, +++; 201～500 cells/100 fields ++++; ≧501 cells/100 fields.
Leukocytes: ±; 0～20 cells/100 fields, +; 21～100 cells/100 fields, ++; 101～200 cells/100 fields, +++; 201～500 cells/100 fields ++++; ≧501 cells/100 fields.
Casts: −; not observed, +; observed.
Crystals: −; not observed, +; observed.

Appendix 28-1 Individual urinary examination of female rats after dosing on Day 3 of administration

(Control group)

Female No.	Color	pH	Protein	Glucose	Ketone body	Bilirubin	Occult blood	Urobili-nogen	Urinary sediments				
									Epithelial cells	Erythrocytes	Leukocytes	Casts	Crystals
F01151	Light yellow	9.0	±	−	−	−	−	±	±	±	±	−	+
F01152	Light yellow	7.0	+	−	+	−	−	+	±	±	±	−	−
F01153	Light yellow	6.0	±	−	+	−	−	+	±	±	±	−	−
F01154	Light yellow	8.5	+	−	−	−	−	+	±	±	±	−	+
F01155	Light yellow	6.0	++	−	+	−	±	±	±	±	±	−	+
F01156	Light yellow	9.0	+	−	−	−	−	±	±	±	±	−	+
Number of females	6	6	6	6	6	6	6	6	6	6	6	6	6

Protein: −; negative, ±; 10～20 mg/dL, +; 30 mg/dL, ++; 100 mg/dL, +++; 300 mg/dL, ++++; 1000 mg/dL.
Glucose: −; negative, ±; 40～60 mg/dL, +; 100 mg/dL, ++; 250 mg/dL, +++; 500 mg/dL, ++++; 2000 mg/dL.
Ketone body: −; negative, +; slight, ++; moderate, +++; marked.
Bilirubin: −; negative, +; 0.5 mg/dL, ++; 1.0 mg/dL, +++; 2.0 mg/dL.
Occult blood: −; negative, ±; trace, +; slight, ++; moderate, +++; marked.
Urobilinogen: ±; normal, +; 1 mg/dL, ++; 4 mg/dL, +++; 8 mg/dL, ++++; 12 mg/dL.
Epithelial cells: ±; 0～20 cells/100 fields, +; 21～100 cells/100 fields, ++; 101～200 cells/100 fields, +++; ≧201 cells/100 fields.
Erythrocytes: ±; 0～20 cells/100 fields, +; 21～100 cells/100 fields, ++; 101～200 cells/100 fields, +++; 201～500 cells/100 fields ++++; ≧501 cells/100 fields.
Leukocytes: ±; 0～20 cells/100 fields, +; 21～100 cells/100 fields, ++; 101～200 cells/100 fields, +++; 201～500 cells/100 fields ++++; ≧501 cells/100 fields.
Casts: −; not observed, +; observed.
Crystals: −; not observed, +; observed.

Appendix 28-2 Individual urinary examination of female rats after dosing on Day 3 of administration

(silane, ethenyltrimethoxy- group at 62.5 mg/kg)

Female No.	Color	pH	Protein	Glucose	Ketone body	Bilirubin	Occult blood	Urobili-nogen	Urinary sediments				
									Epithelial cells	Erythrocytes	Leukocytes	Casts	Crystals
F02251	Light yellow	6.0	+	−	+	−	−	±	±	±	±	−	−
F02252	Light yellow	6.5	++	−	+	−	−	+	±	±	±	−	−
F02253	Light yellow	9.0	±	−	−	−	−	±	±	±	±	−	−
F02254	Light yellow	6.5	±	−	−	−	−	±	±	±	±	−	+
F02255	Light yellow	8.5	±	−	−	−	−	±	±	±	±	−	+
F02256	Light yellow	6.5	+	−	+	−	−	+	±	±	±	−	+
Number of females	6	6	6	6	6	6	6	6	6	6	6	6	6

Protein: −; negative, ±; 10～20 mg/dL, +; 30 mg/dL, ++; 100 mg/dL, +++; 300 mg/dL, ++++; 1000 mg/dL.
Glucose: −; negative, ±; 40～60 mg/dL, +; 100 mg/dL, ++; 250 mg/dL, +++; 500 mg/dL, ++++; 2000 mg/dL.
Ketone body: −; negative, +; slight, ++; moderate, +++; marked.
Bilirubin: −; negative, +; 0.5 mg/dL, ++; 1.0 mg/dL, +++; 2.0 mg/dL.
Occult blood: −; negative, ±; trace, +; slight, ++; moderate, +++; marked.
Urobilinogen: ±; normal, +; 1 mg/dL, ++; 4 mg/dL, +++; 8 mg/dL, ++++; 12 mg/dL.
Epithelial cells: ±; 0～20 cells/100 fields, +; 21～100 cells/100 fields, ++; 101～200 cells/100 fields, +++; ≧201 cells/100 fields.
Erythrocytes: ±; 0～20 cells/100 fields, +; 21～100 cells/100 fields, ++; 101～200 cells/100 fields, +++; 201～500 cells/100 fields ++++; ≧501 cells/100 fields.
Leukocytes: ±; 0～20 cells/100 fields, +; 21～100 cells/100 fields, ++; 101～200 cells/100 fields, +++; 201～500 cells/100 fields ++++; ≧501 cells/100 fields.
Casts: −; not observed, +; observed.
Crystals: −; not observed, +; observed.

Appendix 28-3 Individual urinary examination of female rats after dosing on Day 3 of administration

(silane, ethenyltrimethoxy- group at 250 mg/kg)

Female No.	Color	pH	Protein	Glucose	Ketone body	Bilirubin	Occult blood	Urobili-nogen	Urinary sediments				
									Epithelial cells	Erythrocytes	Leukocytes	Casts	Crystals
F03351	Light yellow	6.5	+	−	−	−	−	±	±	±	±	−	−
F03352	Light yellow	8.0	++	−	+	−	+++	+	±	++++	±	−	+
F03353	White turbidity	6.5	−	−	−	−	−	±	±	±	±	−	−
F03354	Light yellow	6.5	±	−	−	−	−	±	±	±	±	−	−
F03355	Light yellow	8.5	+	−	−	−	−	±	±	±	±	−	+
F03356	Light yellow	8.5	−	−	−	−	−	±	±	±	±	−	+
Number of females	6	6	6	6	6	6	6	6	6	6	6	6	6

Protein: −; negative, ±; 10～20 mg/dL, +; 30 mg/dL, ++; 100 mg/dL, +++; 300 mg/dL, ++++; 1000 mg/dL.
Glucose: −; negative, ±; 40～60 mg/dL, +; 100 mg/dL, ++; 250 mg/dL, +++; 500 mg/dL, ++++; 2000 mg/dL.
Ketone body: −; negative, +; slight, ++; moderate, +++; marked.
Bilirubin: −; negative, +; 0.5 mg/dL, ++; 1.0 mg/dL, +++; 2.0 mg/dL.
Occult blood: −; negative, ±; trace, +; slight, ++; moderate, +++; marked.
Urobilinogen: ±; normal, +; 1 mg/dL, ++; 4 mg/dL, +++; 8 mg/dL, ++++; 12 mg/dL.
Epithelial cells: ±; 0～20 cells/100 fields, +; 21～100 cells/100 fields, ++; 101～200 cells/100 fields, +++; ≧201 cells/100 fields.
Erythrocytes: ±; 0～20 cells/100 fields, +; 21～100 cells/100 fields, ++; 101～200 cells/100 fields, +++; 201～500 cells/100 fields ++++; ≧501 cells/100 fields.
Leukocytes: ±; 0～20 cells/100 fields, +; 21～100 cells/100 fields, ++; 101～200 cells/100 fields, +++; 201～500 cells/100 fields ++++; ≧501 cells/100 fields.
Casts: −; not observed, +; observed.
Crystals: −; not observed, +; observed.

Appendix 28-4 Individual urinary examination of female rats after dosing on Day 3 of administration

(silane, ethenyltrimethoxy- group at 1000 mg/kg)

Female No.	Color	pH	Protein	Glucose	Ketone body	Bilirubin	Occult blood	Urobili-nogen	Urinary sediments				
									Epithelial cells	Erythrocytes	Leukocytes	Casts	Crystals
F04451	White turbidity	8.0	++	−	−	−	−	±	+	±	±	−	+
F04452	White turbidity	8.0	+	−	−	−	−	±	±	±	±	−	+
F04453	White turbidity	6.5	+	−	−	−	−	±	±	±	±	−	−
F04454	White turbidity	7.5	+	−	−	−	−	±	±	±	±	−	+
F04455	Light yellow	6.5	++	−	−	−	+++	±	±	++++	±	−	−
F04456	White turbidity	8.5	++	−	−	−	−	±	±	±	±	−	+
Number of females	6	6	6	6	6	6	6	6	6	6	6	6	6

Protein: −; negative, ±; 10～20 mg/dL, +; 30 mg/dL, ++; 100 mg/dL, +++; 300 mg/dL, ++++; 1000 mg/dL.
Glucose: −; negative, ±; 40～60 mg/dL, +; 100 mg/dL, ++; 250 mg/dL, +++; 500 mg/dL, ++++; 2000 mg/dL.
Ketone body: −; negative, +; slight, ++; moderate, +++; marked.
Bilirubin: −; negative, +; 0.5 mg/dL, ++; 1.0 mg/dL, +++; 2.0 mg/dL.
Occult blood: −; negative, ±; trace, +; slight, ++; moderate, +++; marked.
Urobilinogen: ±; normal, +; 1 mg/dL, ++; 4 mg/dL, +++; 8 mg/dL, ++++; 12 mg/dL.
Epithelial cells: ±; 0～20 cells/100 fields, +; 21～100 cells/100 fields, ++; 101～200 cells/100 fields, +++; ≧201 cells/100 fields.
Erythrocytes: ±; 0～20 cells/100 fields, +; 21～100 cells/100 fields, ++; 101～200 cells/100 fields, +++; 201～500 cells/100 fields ++++; ≧501 cells/100 fields.
Leukocytes: ±; 0～20 cells/100 fields, +; 21～100 cells/100 fields, ++; 101～200 cells/100 fields, +++; 201～500 cells/100 fields ++++; ≧501 cells/100 fields.
Casts: −; not observed, +; observed.
Crystals: −; not observed, +; observed.

Appendix 29-1 Individual urinary examination of male rats on termination of administration period

(Control group)

Male No.	UV mL	S.G.
M01101	7.1	1.066
M01102	14.7	1.038
M01103	25.6	1.022
M01104	10.6	1.040
M01105	9.5	1.060
M01106	12.3	1.041
Number of males	6	6
Mean	13.3	1.045
S.D.	6.5	0.016

(Continued)

Appendix 29-1 (Continued) Individual urinary examination of male rats on termination of administration period

(Control group)

Male No.	Color	pH	Protein	Glucose	Ketone body	Bilirubin	Occult blood	Urobilinogen	Urinary sediments				
									Epithelial cells	Erythrocytes	Leukocytes	Casts	Crystals
M01101	Light yellow	7.0	+	−	−	−	−	±	±	±	±	−	−
M01102	Light yellow	9.0	+	−	−	−	−	±	±	±	±	−	−
M01103	Light yellow	9.0	+	−	−	−	−	±	±	±	±	−	+
M01104	Light yellow	8.5	±	−	−	−	−	±	±	±	±	−	−
M01105	Light yellow	8.5	+	−	−	−	±	±	±	±	±	−	+
M01106	Light yellow	8.5	+	−	+	−	−	±	±	±	±	−	+
Number of males	6	6	6	6	6	6	6	6	6	6	6	6	6

Protein: −; negative, ±; 10～20 mg/dL, +; 30 mg/dL, ++; 100 mg/dL, +++; 300 mg/dL, ++++; 1000 mg/dL.
Glucose: −; negative, ±; 40～60 mg/dL, +; 100 mg/dL, ++; 250 mg/dL, +++; 500 mg/dL, ++++; 2000 mg/dL.
Ketone body: −; negative, +; slight, ++; moderate, +++; marked.
Bilirubin: −; negative, +; 0.5 mg/dL, ++; 1.0 mg/dL, +++; 2.0 mg/dL.
Occult blood: −; negative, ±; trace, +; slight, ++; moderate, +++; marked.
Urobilinogen: ±; normal, +; 1 mg/dL, ++; 4 mg/dL, +++; 8 mg/dL, ++++; 12 mg/dL.
Epithelial cells: ±; 0～20 cells/100 fields, +; 21～100 cells/100 fields, ++; 101～200 cells/100 fields, +++; ≧201 cells/100 fields.
Erythrocytes: ±; 0～20 cells/100 fields, +; 21～100 cells/100 fields, ++; 101～200 cells/100 fields, +++; 201～500 cells/100 fields ++++; ≧501 cells/100 fields.
Leukocytes: ±; 0～20 cells/100 fields, +; 21～100 cells/100 fields, ++; 101～200 cells/100 fields, +++; 201～500 cells/100 fields ++++; ≧501 cells/100 fields.
Casts: −; not observed, +; observed.
Crystals: −; not observed, +; observed.

Appendix 29-2 Individual urinary examination of male rats on termination of administration period

(silane, ethenyltrimethoxy- group at 62.5 mg/kg)

Male No.	UV mL	S.G.
M02201	9.4	1.049
M02202	15.7	1.031
M02203	14.7	1.037
M02204	8.0	1.064
M02205	18.2	1.030
M02206	8.6	1.060
Number of males	6	6
Mean	12.4	1.045
S.D.	4.3	0.015
Significance		
Statistical method	DT	DT

DT: Analysis by Dunnett type mean rank test.

(Continued)

Appendix 29-2 (Continued) Individual urinary examination of male rats on termination of administration period

(silane, ethenyltrimethoxy- group at 62.5 mg/kg)

Male No.	Color	pH	Protein	Glucose	Ketone body	Bilirubin	Occult blood	Urobilinogen	Urinary sediments				
									Epithelial cells	Erythrocytes	Leukocytes	Casts	Crystals
M02201	Light yellow	8.5	+	−	−	−	+	±	±	±	±	−	+
M02202	Light yellow	8.5	±	−	−	−	−	±	±	±	±	−	−
M02203	Light yellow	8.5	±	−	−	−	−	±	±	±	±	−	−
M02204	Light yellow	8.5	++	−	−	−	−	±	±	±	±	−	−
M02205	Light yellow	8.5	+	−	−	−	−	±	±	±	±	−	−
M02206	Light yellow	9.0	++	−	−	−	−	±	±	±	±	−	+
Number of males	6	6	6	6	6	6	6	6	6	6	6	6	6

Protein: −; negative, ±; 10～20 mg/dL, +; 30 mg/dL, ++; 100 mg/dL, +++; 300 mg/dL, ++++; 1000 mg/dL.
Glucose: −; negative, ±; 40～60 mg/dL, +; 100 mg/dL, ++; 250 mg/dL, +++; 500 mg/dL, ++++; 2000 mg/dL.
Ketone body: −; negative, +; slight, ++; moderate, +++; marked.
Bilirubin: −; negative, +; 0.5 mg/dL, ++; 1.0 mg/dL, +++; 2.0 mg/dL.
Occult blood: −; negative, ±; trace, +; slight, ++; moderate, +++; marked.
Urobilinogen: ±; normal, +; 1 mg/dL, ++; 4 mg/dL, +++; 8 mg/dL, ++++; 12 mg/dL.
Epithelial cells: ±; 0～20 cells/100 fields, +; 21～100 cells/100 fields, ++; 101～200 cells/100 fields, +++; ≧201 cells/100 fields.
Erythrocytes: ±; 0～20 cells/100 fields, +; 21～100 cells/100 fields, ++; 101～200 cells/100 fields, +++; 201～500 cells/100 fields ++++; ≧501 cells/100 fields.
Leukocytes: ±; 0～20 cells/100 fields, +; 21～100 cells/100 fields, ++; 101～200 cells/100 fields, +++; 201～500 cells/100 fields ++++; ≧501 cells/100 fields.
Casts: −; not observed, +; observed.
Crystals: −; not observed, +; observed.

Appendix 29-3 Individual urinary examination of male rats on termination of administration period

(silane, ethenyltrimethoxy- group at 250 mg/kg)

Male No.	UV mL	S.G.
M03301	10.2	1.031
M03302	12.0	1.045
M03303	12.0	1.043
M03304	10.4	1.040
M03305	5.5	1.035
M03306	12.3	1.040
Number of males	6	6
Mean	10.4	1.039
S.D.	2.6	0.005
Significance		
Statistical method	DT	DT

DT: Analysis by Dunnett type mean rank test.

(Continued)

Appendix 29-3 (Continued) Individual urinary examination of male rats on termination of administration period

(silane, ethenyltrimethoxy- group at 250 mg/kg)

Male No.	Color	pH	Protein	Glucose	Ketone body	Bilirubin	Occult blood	Urobili-nogen	Urinary sediments				
									Epithelial cells	Erythrocytes	Leukocytes	Casts	Crystals
M03301	Light yellow	7.5	+	−	−	−	−	±	±	±	±	−	−
M03302	Light yellow	9.0	++	−	+	−	−	±	±	±	±	−	−
M03303	Light yellow	8.0	++	−	−	−	−	±	±	±	±	−	+
M03304	Light yellow	8.5	±	−	−	−	−	±	±	±	±	−	−
M03305	Light yellow	9.0	+	−	−	−	−	±	±	±	±	−	+
M03306	Light yellow	8.5	±	−	−	−	−	±	±	±	±	−	+
Number of males	6	6	6	6	6	6	6	6	6	6	6	6	6

Protein: −; negative, ±; 10～20 mg/dL, +; 30 mg/dL, ++; 100 mg/dL, +++; 300 mg/dL, ++++; 1000 mg/dL.
Glucose: −; negative, ±; 40～60 mg/dL, +; 100 mg/dL, ++; 250 mg/dL, +++; 500 mg/dL, ++++; 2000 mg/dL.
Ketone body: −; negative, +; slight, ++; moderate, +++; marked.
Bilirubin: −; negative, +; 0.5 mg/dL, ++; 1.0 mg/dL, +++; 2.0 mg/dL.
Occult blood: −; negative, ±; trace, +; slight, ++; moderate, +++; marked.
Urobilinogen: ±; normal, +; 1 mg/dL, ++; 4 mg/dL, +++; 8 mg/dL, ++++; 12 mg/dL.
Epithelial cells: ±; 0～20 cells/100 fields, +; 21～100 cells/100 fields, ++; 101～200 cells/100 fields, +++; ≧201 cells/100 fields.
Erythrocytes: ±; 0～20 cells/100 fields, +; 21～100 cells/100 fields, ++; 101～200 cells/100 fields, +++; 201～500 cells/100 fields ++++; ≧501 cells/100 fields.
Leukocytes: ±; 0～20 cells/100 fields, +; 21～100 cells/100 fields, ++; 101～200 cells/100 fields, +++; 201～500 cells/100 fields ++++; ≧501 cells/100 fields.
Casts: −; not observed, +; observed.
Crystals: −; not observed, +; observed.

Appendix 29-4 Individual urinary examination of male rats on termination of administration period

(silane, ethenyltrimethoxy- group at 1000 mg/kg)

Male No.	UV mL	S.G.
M04401	Death on Day 16 of administration	
M04402	40.5	1.018
M04403	36.9	1.016
M04404	32.2	1.014
M04405	7.8	1.021
M04406	26.4	1.022
Number of males	5	5
Mean	28.8	1.018
S.D.	12.9	0.003
Significance		**
Statistical method	DT	DT

Significantly different from control group (**: P<0.01). (Continued)

DT: Analysis by Dunnett type mean rank test.

Appendix 29-4 (Continued) Individual urinary examination of male rats on termination of administration period

(silane, ethenyltrimethoxy- group at 1000 mg/kg)

Male No.	Color	pH	Protein	Glucose	Ketone body	Bilirubin	Occult blood	Urobili-nogen	Urinary sediments				
									Epithelial cells	Erythrocytes	Leukocytes	Casts	Crystals
M04401	Death on Day 16 of administration												
M04402	Light yellow	8.5	±	−	−	−	++	±	±	+	±	−	−
M04403	Light yellow	8.5	±	−	−	−	−	±	+	±	±	−	−
M04404	Light yellow	8.5	++	−	−	−	−	±	+	±	±	−	−
M04405	Light yellow	9.0	+	−	−	−	±	±	±	+	+	−	+
M04406	Light yellow	8.5	+	−	−	−	−	±	±	±	+	−	−
Number of males	5	5	5	5	5	5	5	5	5	5	5	5	5

Protein: −; negative, ±; 10～20 mg/dL, +; 30 mg/dL, ++; 100 mg/dL, +++; 300 mg/dL, ++++; 1000 mg/dL.
Glucose: −; negative, ±; 40～60 mg/dL, +; 100 mg/dL, ++; 250 mg/dL, +++; 500 mg/dL, ++++; 2000 mg/dL.
Ketone body: −; negative, +; slight, ++; moderate, +++; marked.
Bilirubin: −; negative, +; 0.5 mg/dL, ++; 1.0 mg/dL, +++; 2.0 mg/dL.
Occult blood: −; negative, ±; trace, +; slight, ++; moderate, +++; marked.
Urobilinogen: ±; normal, +; 1 mg/dL, ++; 4 mg/dL, +++; 8 mg/dL, ++++; 12 mg/dL.
Epithelial cells: ±; 0～20 cells/100 fields, +; 21～100 cells/100 fields, ++; 101～200 cells/100 fields, +++; ≧201 cells/100 fields.
Erythrocytes: ±; 0～20 cells/100 fields, +; 21～100 cells/100 fields, ++; 101～200 cells/100 fields, +++; 201～500 cells/100 fields ++++; ≧501 cells/100 fields.
Leukocytes: ±; 0～20 cells/100 fields, +; 21～100 cells/100 fields, ++; 101～200 cells/100 fields, +++; 201～500 cells/100 fields ++++; ≧501 cells/100 fields.
Casts: −; not observed, +; observed.
Crystals: −; not observed, +; observed.

Appendix 30-1 Individual urinary examination of female rats on termination of administration period

(Control group)

Female No.	UV mL	S.G.
F01151	45.9	1.020
F01152	29.0	1.027
F01153	30.4	1.027
F01154	29.5	1.026
F01155	28.5	1.025
F01156	27.7	1.026
Number of females	6	6
Mean	31.8	1.025
S.D.	7.0	0.003

(Continued)

Appendix 30-1 (Continued) Individual urinary examination of female rats on termination of administration period

(Control group)

Female No.	Color	pH	Protein	Glucose	Ketone body	Bilirubin	Occult blood	Urobilinogen	Urinary sediments				
									Epithelial cells	Erythrocytes	Leukocytes	Casts	Crystals
F01151	Light yellow	6.0	−	−	−	−	−	±	±	±	±	−	+
F01152	Light yellow	8.0	−	−	−	−	−	±	±	±	±	−	−
F01153	Light yellow	7.0	−	−	−	−	−	±	±	±	±	−	−
F01154	Light yellow	5.5	+	−	−	−	−	+	±	±	±	−	−
F01155	Light yellow	8.0	−	−	−	−	−	±	±	±	±	−	+
F01156	Light yellow	5.5	−	−	−	−	−	±	±	±	±	−	+
Number of females	6	6	6	6	6	6	6	6	6	6	6	6	6

Protein: −; negative, ±; 10～20 mg/dL, +; 30 mg/dL, ++; 100 mg/dL, +++; 300 mg/dL, ++++; 1000 mg/dL.
Glucose: −; negative, ±; 40～60 mg/dL, +; 100 mg/dL, ++; 250 mg/dL, +++; 500 mg/dL, ++++; 2000 mg/dL.
Ketone body: −; negative, +; slight, ++; moderate, +++; marked.
Bilirubin: −; negative, +; 0.5 mg/dL, ++; 1.0 mg/dL, +++; 2.0 mg/dL.
Occult blood: −; negative, ±; trace, +; slight, ++; moderate, +++; marked.
Urobilinogen: ±; normal, +; 1 mg/dL, ++; 4 mg/dL, +++; 8 mg/dL, ++++; 12 mg/dL.
Epithelial cells: ±; 0～20 cells/100 fields, +; 21～100 cells/100 fields, ++; 101～200 cells/100 fields, +++; ≧201 cells/100 fields.
Erythrocytes: ±; 0～20 cells/100 fields, +; 21～100 cells/100 fields, ++; 101～200 cells/100 fields, +++; 201～500 cells/100 fields ++++; ≧501 cells/100 fields.
Leukocytes: ±; 0～20 cells/100 fields, +; 21～100 cells/100 fields, ++; 101～200 cells/100 fields, +++; 201～500 cells/100 fields ++++; ≧501 cells/100 fields.
Casts: −; not observed, +; observed.
Crystals: −; not observed, +; observed.

Appendix 30-2 Individual urinary examination of female rats on termination of administration period

(silane, ethenyltrimethoxy- group at 62.5 mg/kg)

Female No.	UV mL	S.G.
F02251	25.0	1.035
F02253	34.6	1.023
F02254	21.1	1.033
F02255	56.5	1.018
F02256	35.3	1.026
F02257	38.8	1.024
Number of females	6	6
Mean	35.2	1.027
S.D.	12.4	0.006
Significance		
Statistical method	DU	DU

DU: Analysis by Dunnett's test.

(Continued)

Appendix 30-2 (Continued) Individual urinary examination of female rats on termination of administration period

(silane, ethenyltrimethoxy- group at 62.5 mg/kg)

Female No.	Color	pH	Protein	Glucose	Ketone body	Bilirubin	Occult blood	Urobili-nogen	Urinary sediments				
									Epithelial cells	Erythrocytes	Leukocytes	Casts	Crystals
F02251	Light yellow	5.0	±	−	−	−	−	+	±	±	±	−	−
F02253	Light yellow	7.5	±	−	−	−	−	±	±	±	±	−	+
F02254	Light yellow	8.5	±	−	−	−	−	±	±	±	±	−	+
F02255	Light yellow	7.0	−	−	−	−	−	±	±	±	±	−	−
F02256	Light yellow	5.5	±	−	−	−	±	±	±	±	±	−	−
F02257	Light yellow	6.5	−	−	−	−	±	±	±	±	±	−	−
Number of females	6	6	6	6	6	6	6	6	6	6	6	6	6

Protein: −; negative, ±; 10～20 mg/dL, +; 30 mg/dL, ++; 100 mg/dL, +++; 300 mg/dL, ++++; 1000 mg/dL.
Glucose: −; negative, ±; 40～60 mg/dL, +; 100 mg/dL, ++; 250 mg/dL, +++; 500 mg/dL, ++++; 2000 mg/dL.
Ketone body: −; negative, +; slight, ++; moderate, +++; marked.
Bilirubin: −; negative, +; 0.5 mg/dL, ++; 1.0 mg/dL, +++; 2.0 mg/dL.
Occult blood: −; negative, ±; trace, +; slight, ++; moderate, +++; marked.
Urobilinogen: ±; normal, +; 1 mg/dL, ++; 4 mg/dL, +++; 8 mg/dL, ++++; 12 mg/dL.
Epithelial cells: ±; 0～20 cells/100 fields, +; 21～100 cells/100 fields, ++; 101～200 cells/100 fields, +++; ≧201 cells/100 fields.
Erythrocytes: ±; 0～20 cells/100 fields, +; 21～100 cells/100 fields, ++; 101～200 cells/100 fields, +++; 201～500 cells/100 fields ++++; ≧501 cells/100 fields.
Leukocytes: ±; 0～20 cells/100 fields, +; 21～100 cells/100 fields, ++; 101～200 cells/100 fields, +++; 201～500 cells/100 fields ++++; ≧501 cells/100 fields.
Casts: −; not observed, +; observed.
Crystals: −; not observed, +; observed.

Appendix 30-3 Individual urinary examination of female rats on termination of administration period

(silane, ethenyltrimethoxy- group at 250 mg/kg)

Female No.	UV mL	S.G.
F03351	34.7	1.023
F03353	34.6	1.021
F03354	26.6	1.032
F03355	38.9	1.019
F03356	26.9	1.029
F03357	36.0	1.024
Number of females	6	6
Mean	33.0	1.025
S.D.	5.0	0.005
Significance		
Statistical method	DU	DU

DU: Analysis by Dunnett's test.

(Continued)

Appendix 30-3 (Continued) Individual urinary examination of female rats on termination of administration period

(silane, ethenyltrimethoxy- group at 250 mg/kg)

Female No.	Color	pH	Protein	Glucose	Ketone body	Bilirubin	Occult blood	Urobili-nogen	Urinary sediments				
									Epithelial cells	Erythrocytes	Leukocytes	Casts	Crystals
F03351	Light yellow	6.5	−	−	−	−	−	±	±	±	±	−	−
F03353	Light yellow	7.5	±	−	−	−	−	±	±	±	±	−	−
F03354	Light yellow	6.0	+	−	−	−	−	±	+	±	±	−	+
F03355	Light yellow	7.0	−	−	−	−	−	±	+	±	±	−	−
F03356	Light yellow	6.5	−	−	−	−	−	±	±	±	±	−	+
F03357	Light yellow	8.0	−	−	−	−	−	±	±	±	±	−	−
Number of females	6	6	6	6	6	6	6	6	6	6	6	6	6

Protein: −; negative, ±; 10～20 mg/dL, +; 30 mg/dL, ++; 100 mg/dL, +++; 300 mg/dL, ++++; 1000 mg/dL.
Glucose: −; negative, ±; 40～60 mg/dL, +; 100 mg/dL, ++; 250 mg/dL, +++; 500 mg/dL, ++++; 2000 mg/dL.
Ketone body: −; negative, +; slight, ++; moderate, +++; marked.
Bilirubin: −; negative, +; 0.5 mg/dL, ++; 1.0 mg/dL, +++; 2.0 mg/dL.
Occult blood: −; negative, ±; trace, +; slight, ++; moderate, +++; marked.
Urobilinogen: ±; normal, +; 1 mg/dL, ++; 4 mg/dL, +++; 8 mg/dL, ++++; 12 mg/dL.
Epithelial cells: ±; 0～20 cells/100 fields, +; 21～100 cells/100 fields, ++; 101～200 cells/100 fields, +++; ≧201 cells/100 fields.
Erythrocytes: ±; 0～20 cells/100 fields, +; 21～100 cells/100 fields, ++; 101～200 cells/100 fields, +++; 201～500 cells/100 fields ++++; ≧501 cells/100 fields.
Leukocytes: ±; 0～20 cells/100 fields, +; 21～100 cells/100 fields, ++; 101～200 cells/100 fields, +++; 201～500 cells/100 fields ++++; ≧501 cells/100 fields.
Casts: −; not observed, +; observed.
Crystals: −; not observed, +; observed.

Appendix 30-4 Individual urinary examination of female rats on termination of administration period

(silane, ethenyltrimethoxy- group at 1000 mg/kg)

Female No.	UV mL	S.G.
F04451	49.1	1.018
F04453	37.4	1.024
F04454	43.8	1.020
F04456	45.7	1.022
F04457	23.2	1.033
F04458	46.2	1.019
Number of females	6	6
Mean	40.9	1.023
S.D.	9.5	0.006
Significance		
Statistical method	DU	DU

DU: Analysis by Dunnett's test.

(Continued)

Appendix 30-4 (Continued) Individual urinary examination of female rats on termination of administration period

(silane, ethenyltrimethoxy- group at 1000 mg/kg)

Female No.	Color	pH	Protein	Glucose	Ketone body	Bilirubin	Occult blood	Urobili-nogen	Urinary sediments				
									Epithelial cells	Erythrocytes	Leukocytes	Casts	Crystals
F04451	Light yellow	5.5	+	−	−	−	−	±	+	±	±	−	−
F04453	Light yellow	6.5	−	−	−	−	−	±	±	±	±	−	−
F04454	Light yellow	6.5	±	−	−	−	−	±	+	±	±	−	+
F04456	Light yellow	5.5	+	−	−	−	−	±	+	±	+	−	−
F04457	Light yellow	6.0	++	−	−	−	−	±	+	±	±	−	−
F04458	Light yellow	6.0	−	−	−	−	−	±	+	±	±	−	−
Number of females	6	6	6	6	6	6	6	6	6	6	6	6	6

Protein: −; negative, ±; 10～20 mg/dL, +; 30 mg/dL, ++; 100 mg/dL, +++; 300 mg/dL, ++++; 1000 mg/dL.
Glucose: −; negative, ±; 40～60 mg/dL, +; 100 mg/dL, ++; 250 mg/dL, +++; 500 mg/dL, ++++; 2000 mg/dL.
Ketone body: −; negative, +; slight, ++; moderate, +++; marked.
Bilirubin: −; negative, +; 0.5 mg/dL, ++; 1.0 mg/dL, +++; 2.0 mg/dL.
Occult blood: −; negative, ±; trace, +; slight, ++; moderate, +++; marked.
Urobilinogen: ±; normal, +; 1 mg/dL, ++; 4 mg/dL, +++; 8 mg/dL, ++++; 12 mg/dL.
Epithelial cells: ±; 0～20 cells/100 fields, +; 21～100 cells/100 fields, ++; 101～200 cells/100 fields, +++; ≧201 cells/100 fields.
Erythrocytes: ±; 0～20 cells/100 fields, +; 21～100 cells/100 fields, ++; 101～200 cells/100 fields, +++; 201～500 cells/100 fields ++++; ≧501 cells/100 fields.
Leukocytes: ±; 0～20 cells/100 fields, +; 21～100 cells/100 fields, ++; 101～200 cells/100 fields, +++; 201～500 cells/100 fields ++++; ≧501 cells/100 fields.
Casts: −; not observed, +; observed.
Crystals: −; not observed, +; observed.

Appendix 31-1 Individual urinary examination of male rats after dosing on termination of administration period

(Control group)

Male No.	Color	pH	Protein	Glucose	Ketone body	Bilirubin	Occult blood	Urobili-nogen	Urinary sediments				
									Epithelial cells	Erythrocytes	Leukocytes	Casts	Crystals
M01101	Light yellow	7.5	++	−	+	−	−	+	±	±	±	−	+
M01102	Light yellow	9.0	++	−	−	−	−	±	±	±	±	−	+
M01103	Light yellow	9.0	±	−	−	−	−	±	±	±	±	−	+
M01104	Light yellow	7.5	++	−	+	−	−	+	±	±	±	−	+
M01105	Light yellow	9.0	±	−	−	−	±	±	±	±	±	−	−
M01106	Light yellow	8.5	++	−	++	−	−	+	±	±	±	−	+
Number of males	6	6	6	6	6	6	6	6	6	6	6	6	6

Protein: −; negative, ±; 10～20 mg/dL, +; 30 mg/dL, ++; 100 mg/dL, +++; 300 mg/dL, ++++; 1000 mg/dL.
Glucose: −; negative, ±; 40～60 mg/dL, +; 100 mg/dL, ++; 250 mg/dL, +++; 500 mg/dL, ++++; 2000 mg/dL.
Ketone body: −; negative, +; slight, ++; moderate, +++; marked.
Bilirubin: −; negative, +; 0.5 mg/dL, ++; 1.0 mg/dL, +++; 2.0 mg/dL.
Occult blood: −; negative, ±; trace, +; slight, ++; moderate, +++; marked.
Urobilinogen: ±; normal, +; 1 mg/dL, ++; 4 mg/dL, +++; 8 mg/dL, ++++; 12 mg/dL.
Epithelial cells: ±; 0～20 cells/100 fields, +; 21～100 cells/100 fields, ++; 101～200 cells/100 fields, +++; ≧201 cells/100 fields.
Erythrocytes: ±; 0～20 cells/100 fields, +; 21～100 cells/100 fields, ++; 101～200 cells/100 fields, +++; 201～500 cells/100 fields ++++; ≧501 cells/100 fields.
Leukocytes: ±; 0～20 cells/100 fields, +; 21～100 cells/100 fields, ++; 101～200 cells/100 fields, +++; 201～500 cells/100 fields ++++; ≧501 cells/100 fields.
Casts: −; not observed, +; observed.
Crystals: −; not observed, +; observed.

Appendix 31-2 Individual urinary examination of male rats after dosing on termination of administration period

(silane, ethenyltrimethoxy- group at 62.5 mg/kg)

Male No.	Color	pH	Protein	Glucose	Ketone body	Bilirubin	Occult blood	Urobili-nogen	Urinary sediments				
									Epithelial cells	Erythrocytes	Leukocytes	Casts	Crystals
M02201	Light yellow	8.5	+	−	−	−	−	±	±	±	±	−	+
M02202	Light yellow	9.0	±	−	−	−	−	±	±	±	±	−	−
M02203	Light yellow	7.5	++	−	+	−	−	±	±	±	±	−	+
M02204	Light yellow	8.5	++	−	−	−	−	±	±	±	±	−	+
M02205	Light yellow	7.5	+	−	−	−	±	±	±	±	±	−	−
M02206	Light yellow	6.5	++	−	+	−	−	+	±	±	±	−	+
Number of males	6	6	6	6	6	6	6	6	6	6	6	6	6

Protein: −; negative, ±; 10～20 mg/dL, +; 30 mg/dL, ++; 100 mg/dL, +++; 300 mg/dL, ++++; 1000 mg/dL.
Glucose: −; negative, ±; 40～60 mg/dL, +; 100 mg/dL, ++; 250 mg/dL, +++; 500 mg/dL, ++++; 2000 mg/dL.
Ketone body: −; negative, +; slight, ++; moderate, +++; marked.
Bilirubin: −; negative, +; 0.5 mg/dL, ++; 1.0 mg/dL, +++; 2.0 mg/dL.
Occult blood: −; negative, ±; trace, +; slight, ++; moderate, +++; marked.
Urobilinogen: ±; normal, +; 1 mg/dL, ++; 4 mg/dL, +++; 8 mg/dL, ++++; 12 mg/dL.
Epithelial cells: ±; 0～20 cells/100 fields, +; 21～100 cells/100 fields, ++; 101～200 cells/100 fields, +++; ≧201 cells/100 fields.
Erythrocytes: ±; 0～20 cells/100 fields, +; 21～100 cells/100 fields, ++; 101～200 cells/100 fields, +++; 201～500 cells/100 fields ++++; ≧501 cells/100 fields.
Leukocytes: ±; 0～20 cells/100 fields, +; 21～100 cells/100 fields, ++; 101～200 cells/100 fields, +++; 201～500 cells/100 fields ++++; ≧501 cells/100 fields.
Casts: −; not observed, +; observed.
Crystals: −; not observed, +; observed.

Appendix 31-3 Individual urinary examination of male rats after dosing on termination of administration period

(silane, ethenyltrimethoxy- group at 250 mg/kg)

Male No.	Color	pH	Protein	Glucose	Ketone body	Bilirubin	Occult blood	Urobili-nogen	Urinary sediments				
									Epithelial cells	Erythrocytes	Leukocytes	Casts	Crystals
M03301	Light yellow	6.0	++	−	−	−	−	±	±	±	+	−	−
M03302	Light yellow	6.5	++	−	+	−	−	±	±	±	±	−	−
M03303	White turbidity	7.5	++	−	+	−	−	+	±	±	±	−	−
M03304	Light yellow	8.5	++	−	+	−	−	+	±	±	±	−	+
M03305	Light yellow	9.0	+	−	−	−	−	±	±	±	±	−	−
M03306	Light yellow	7.5	+	−	−	−	±	±	±	+	±	−	−
Number of males	6	6	6	6	6	6	6	6	6	6	6	6	6

Protein: −; negative, ±; 10～20 mg/dL, +; 30 mg/dL, ++; 100 mg/dL, +++; 300 mg/dL, ++++; 1000 mg/dL.
Glucose: −; negative, ±; 40～60 mg/dL, +; 100 mg/dL, ++; 250 mg/dL, +++; 500 mg/dL, ++++; 2000 mg/dL.
Ketone body: −; negative, +; slight, ++; moderate, +++; marked.
Bilirubin: −; negative, +; 0.5 mg/dL, ++; 1.0 mg/dL, +++; 2.0 mg/dL.
Occult blood: −; negative, ±; trace, +; slight, ++; moderate, +++; marked.
Urobilinogen: ±; normal, +; 1 mg/dL, ++; 4 mg/dL, +++; 8 mg/dL, ++++; 12 mg/dL.
Epithelial cells: ±; 0～20 cells/100 fields, +; 21～100 cells/100 fields, ++; 101～200 cells/100 fields, +++; ≧201 cells/100 fields.
Erythrocytes: ±; 0～20 cells/100 fields, +; 21～100 cells/100 fields, ++; 101～200 cells/100 fields, +++; 201～500 cells/100 fields ++++; ≧501 cells/100 fields.
Leukocytes: ±; 0～20 cells/100 fields, +; 21～100 cells/100 fields, ++; 101～200 cells/100 fields, +++; 201～500 cells/100 fields ++++; ≧501 cells/100 fields.
Casts: −; not observed, +; observed.
Crystals: −; not observed, +; observed.

Appendix 31-4 Individual urinary examination of male rats after dosing on termination of administration period

(silane, ethenyltrimethoxy- group at 1000 mg/kg)

Male No.	Color	pH	Protein	Glucose	Ketone body	Bilirubin	Occult blood	Urobili-nogen	Urinary sediments				
									Epithelial cells	Erythrocytes	Leukocytes	Casts	Crystals
M04401	Death on Day 16 of administration												
M04402	Light yellow	8.5	+	−	−	−	+	±	±	+	+	−	−
M04403	Light yellow	7.5	+	−	−	−	±	±	±	+	+	−	−
M04404	Light yellow	6.0	++	−	−	−	++	±	±	+	+	−	+
M04405	White turbidity	8.5	++	−	−	−	++	±	±	+	++	−	+
M04406	Light yellow	9.0	+	−	−	−	−	±	±	±	+	−	+
Number of males	5	5	5	5	5	5	5	5	5	5	5	5	5

Protein: −; negative, ±; 10～20 mg/dL, +; 30 mg/dL, ++; 100 mg/dL, +++; 300 mg/dL, ++++; 1000 mg/dL.
Glucose: −; negative, ±; 40～60 mg/dL, +; 100 mg/dL, ++; 250 mg/dL, +++; 500 mg/dL, ++++; 2000 mg/dL.
Ketone body: −; negative, +; slight, ++; moderate, +++; marked.
Bilirubin: −; negative, +; 0.5 mg/dL, ++; 1.0 mg/dL, +++; 2.0 mg/dL.
Occult blood: −; negative, ±; trace, +; slight, ++; moderate, +++; marked.
Urobilinogen: ±; normal, +; 1 mg/dL, ++; 4 mg/dL, +++; 8 mg/dL, ++++; 12 mg/dL.
Epithelial cells: ±; 0～20 cells/100 fields, +; 21～100 cells/100 fields, ++; 101～200 cells/100 fields, +++; ≧201 cells/100 fields.
Erythrocytes: ±; 0～20 cells/100 fields, +; 21～100 cells/100 fields, ++; 101～200 cells/100 fields, +++; 201～500 cells/100 fields ++++; ≧501 cells/100 fields.
Leukocytes: ±; 0～20 cells/100 fields, +; 21～100 cells/100 fields, ++; 101～200 cells/100 fields, +++; 201～500 cells/100 fields ++++; ≧501 cells/100 fields.
Casts: −; not observed, +; observed.
Crystals: −; not observed, +; observed.

Appendix 32-1 Individual urinary examination of female rats after dosing on termination of administration period

(Control group)

Female No.	Color	pH	Protein	Glucose	Ketone body	Bilirubin	Occult blood	Urobili-nogen	Urinary sediments				
									Epithelial cells	Erythrocytes	Leukocytes	Casts	Crystals
F01151	Light yellow	5.5	±	−	−	−	±	±	±	±	±	−	−
F01152	Light yellow	5.5	−	−	−	−	−	±	±	±	±	−	+
F01153	Light yellow	5.0	±	−	−	−	−	±	±	±	±	−	+
F01154	Light yellow	5.5	±	−	−	−	±	±	±	±	±	−	+
F01155	Light yellow	5.5	−	−	−	−	−	±	±	±	±	−	−
F01156	Light yellow	5.5	+	−	+	−	−	±	±	±	±	−	−
Number of females	6	6	6	6	6	6	6	6	6	6	6	6	6

Protein: −; negative, ±; 10～20 mg/dL, +; 30 mg/dL, ++; 100 mg/dL, +++; 300 mg/dL, ++++; 1000 mg/dL.
Glucose: −; negative, ±; 40～60 mg/dL, +; 100 mg/dL, ++; 250 mg/dL, +++; 500 mg/dL, ++++; 2000 mg/dL.
Ketone body: −; negative, +; slight, ++; moderate, +++; marked.
Bilirubin: −; negative, +; 0.5 mg/dL, ++; 1.0 mg/dL, +++; 2.0 mg/dL.
Occult blood: −; negative, ±; trace, +; slight, ++; moderate, +++; marked.
Urobilinogen: ±; normal, +; 1 mg/dL, ++; 4 mg/dL, +++; 8 mg/dL, ++++; 12 mg/dL.
Epithelial cells: ±; 0～20 cells/100 fields, +; 21～100 cells/100 fields, ++; 101～200 cells/100 fields, +++; ≧201 cells/100 fields.
Erythrocytes: ±; 0～20 cells/100 fields, +; 21～100 cells/100 fields, ++; 101～200 cells/100 fields, +++; 201～500 cells/100 fields ++++; ≧501 cells/100 fields.
Leukocytes: ±; 0～20 cells/100 fields, +; 21～100 cells/100 fields, ++; 101～200 cells/100 fields, +++; 201～500 cells/100 fields ++++; ≧501 cells/100 fields.
Casts: −; not observed, +; observed.
Crystals: −; not observed, +; observed.

Appendix 32-2 Individual urinary examination of female rats after dosing on termination of administration period

(silane, ethenyltrimethoxy- group at 62.5 mg/kg)

Female No.	Color	pH	Protein	Glucose	Ketone body	Bilirubin	Occult blood	Urobili-nogen	Urinary sediments				
									Epithelial cells	Erythrocytes	Leukocytes	Casts	Crystals
F02251	Light yellow	5.5	−	−	−	−	−	±	±	±	±	−	+
F02253	Light yellow	6.0	±	−	−	−	−	±	±	±	±	−	−
F02254	Light yellow	6.0	+	−	−	−	±	±	±	±	±	−	+
F02255	Light yellow	5.5	±	−	−	−	−	±	±	±	±	−	−
F02256	Light yellow	5.5	−	−	−	−	−	±	±	±	±	−	+
F02257	Light yellow	6.0	±	−	−	−	−	±	±	±	±	−	+
Number of females	6	6	6	6	6	6	6	6	6	6	6	6	6

Protein: −; negative, ±; 10～20 mg/dL, +; 30 mg/dL, ++; 100 mg/dL, +++; 300 mg/dL, ++++; 1000 mg/dL.
Glucose: −; negative, ±; 40～60 mg/dL, +; 100 mg/dL, ++; 250 mg/dL, +++; 500 mg/dL, ++++; 2000 mg/dL.
Ketone body: −; negative, +; slight, ++; moderate, +++; marked.
Bilirubin: −; negative, +; 0.5 mg/dL, ++; 1.0 mg/dL, +++; 2.0 mg/dL.
Occult blood: −; negative, ±; trace, +; slight, ++; moderate, +++; marked.
Urobilinogen: ±; normal, +; 1 mg/dL, ++; 4 mg/dL, +++; 8 mg/dL, ++++; 12 mg/dL.
Epithelial cells: ±; 0～20 cells/100 fields, +; 21～100 cells/100 fields, ++; 101～200 cells/100 fields, +++; ≧201 cells/100 fields.
Erythrocytes: ±; 0～20 cells/100 fields, +; 21～100 cells/100 fields, ++; 101～200 cells/100 fields, +++; 201～500 cells/100 fields ++++; ≧501 cells/100 fields.
Leukocytes: ±; 0～20 cells/100 fields, +; 21～100 cells/100 fields, ++; 101～200 cells/100 fields, +++; 201～500 cells/100 fields ++++; ≧501 cells/100 fields.
Casts: −; not observed, +; observed.
Crystals: −; not observed, +; observed.

Appendix 32-3 Individual urinary examination of female rats after dosing on termination of administration period

(silane, ethenyltrimethoxy- group at 250 mg/kg)

Female No.	Color	pH	Protein	Glucose	Ketone body	Bilirubin	Occult blood	Urobili-nogen	Urinary sediments				
									Epithelial cells	Erythrocytes	Leukocytes	Casts	Crystals
F03351	Light yellow	5.5	±	−	−	−	−	±	±	±	±	−	−
F03353	Light yellow	5.5	+	−	+	−	−	±	±	±	±	−	−
F03354	Light yellow	5.0	+	−	−	−	−	±	±	±	±	−	−
F03355	Light yellow	5.5	±	−	−	−	−	±	±	±	±	−	+
F03356	Light yellow	6.5	−	−	−	−	−	±	±	±	±	−	−
F03357	Light yellow	5.5	−	−	−	−	−	±	±	±	±	−	+
Number of females	6	6	6	6	6	6	6	6	6	6	6	6	6

Protein: −; negative, ±; 10～20 mg/dL, +; 30 mg/dL, ++; 100 mg/dL, +++; 300 mg/dL, ++++; 1000 mg/dL.
Glucose: −; negative, ±; 40～60 mg/dL, +; 100 mg/dL, ++; 250 mg/dL, +++; 500 mg/dL, ++++; 2000 mg/dL.
Ketone body: −; negative, +; slight, ++; moderate, +++; marked.
Bilirubin: −; negative, +; 0.5 mg/dL, ++; 1.0 mg/dL, +++; 2.0 mg/dL.
Occult blood: −; negative, ±; trace, +; slight, ++; moderate, +++; marked.
Urobilinogen: ±; normal, +; 1 mg/dL, ++; 4 mg/dL, +++; 8 mg/dL, ++++; 12 mg/dL.
Epithelial cells: ±; 0～20 cells/100 fields, +; 21～100 cells/100 fields, ++; 101～200 cells/100 fields, +++; ≧201 cells/100 fields.
Erythrocytes: ±; 0～20 cells/100 fields, +; 21～100 cells/100 fields, ++; 101～200 cells/100 fields, +++; 201～500 cells/100 fields ++++; ≧501 cells/100 fields.
Leukocytes: ±; 0～20 cells/100 fields, +; 21～100 cells/100 fields, ++; 101～200 cells/100 fields, +++; 201～500 cells/100 fields ++++; ≧501 cells/100 fields.
Casts: −; not observed, +; observed.
Crystals: −; not observed, +; observed.

Appendix 32-4 Individual urinary examination of female rats after dosing on termination of administration period

(silane, ethenyltrimethoxy- group at 1000 mg/kg)

Female No.	Color	pH	Protein	Glucose	Ketone body	Bilirubin	Occult blood	Urobili-nogen	Urinary sediments				
									Epithelial cells	Erythrocytes	Leukocytes	Casts	Crystals
F04451	Light yellow	5.5	−	−	−	−	−	±	±	±	±	−	−
F04453	Light yellow	6.5	−	−	−	−	−	±	±	±	±	−	+
F04454	Light yellow	6.0	±	−	−	−	−	±	±	±	+	−	+
F04456	Light yellow	7.0	−	−	−	−	−	±	±	±	±	−	+
F04457	Light yellow	6.0	++	−	−	−	−	±	±	±	+	−	+
F04458	Light yellow	6.5	−	−	−	−	−	±	±	±	±	−	+
Number of females	6	6	6	6	6	6	6	6	6	6	6	6	6

Protein: −; negative, ±; 10～20 mg/dL, +; 30 mg/dL, ++; 100 mg/dL, +++; 300 mg/dL, ++++; 1000 mg/dL.
Glucose: −; negative, ±; 40～60 mg/dL, +; 100 mg/dL, ++; 250 mg/dL, +++; 500 mg/dL, ++++; 2000 mg/dL.
Ketone body: −; negative, +; slight, ++; moderate, +++; marked.
Bilirubin: −; negative, +; 0.5 mg/dL, ++; 1.0 mg/dL, +++; 2.0 mg/dL.
Occult blood: −; negative, ±; trace, +; slight, ++; moderate, +++; marked.
Urobilinogen: ±; normal, +; 1 mg/dL, ++; 4 mg/dL, +++; 8 mg/dL, ++++; 12 mg/dL.
Epithelial cells: ±; 0～20 cells/100 fields, +; 21～100 cells/100 fields, ++; 101～200 cells/100 fields, +++; ≧201 cells/100 fields.
Erythrocytes: ±; 0～20 cells/100 fields, +; 21～100 cells/100 fields, ++; 101～200 cells/100 fields, +++; 201～500 cells/100 fields ++++; ≧501 cells/100 fields.
Leukocytes: ±; 0～20 cells/100 fields, +; 21～100 cells/100 fields, ++; 101～200 cells/100 fields, +++; 201～500 cells/100 fields ++++; ≧501 cells/100 fields.
Casts: −; not observed, +; observed.
Crystals: −; not observed, +; observed.

Appendix 33-1 Individual urinary examination of male rats on termination of recovery period

(Control group)

Male No.	UV mL	S.G.
M01107	7.5	1.068
M01108	9.7	1.068
M01109	17.2	1.035
M01110	10.8	1.060
M01111	11.9	1.060
M01112	10.9	1.062
Number of males	6	6
Mean	11.3	1.059
S.D.	3.2	0.012

(Continued)

Appendix 33-1 (Continued) Individual urinary examination of male rats on termination of recovery period

(Control group)

Male No.	Color	pH	Protein	Glucose	Ketone body	Bilirubin	Occult blood	Urobili-nogen	Urinary sediments				
									Epithelial cells	Erythrocytes	Leukocytes	Casts	Crystals
M01107	Light yellow	9.0	++	−	−	−	−	+	±	±	±	−	−
M01108	Light yellow	9.0	++	−	+	−	−	±	±	±	±	−	−
M01109	Light yellow	9.0	+++	−	+	−	−	±	±	±	±	−	+
M01110	Light yellow	8.5	±	−	−	−	−	±	±	±	±	−	+
M01111	Light yellow	8.5	++	−	+	−	−	±	±	±	±	−	+
M01112	Light yellow	7.0	++	−	+	−	−	+	±	±	±	−	+
Number of males	6	6	6	6	6	6	6	6	6	6	6	6	6

Protein: −; negative, ±; 10～20 mg/dL, +; 30 mg/dL, ++; 100 mg/dL, +++; 300 mg/dL, ++++; 1000 mg/dL.
Glucose: −; negative, ±; 40～60 mg/dL, +; 100 mg/dL, ++; 250 mg/dL, +++; 500 mg/dL, ++++; 2000 mg/dL.
Ketone body: −; negative, +; slight, ++; moderate, +++; marked.
Bilirubin: −; negative, +; 0.5 mg/dL, ++; 1.0 mg/dL, +++; 2.0 mg/dL.
Occult blood: −; negative, ±; trace, +; slight, ++; moderate, +++; marked.
Urobilinogen: ±; normal, +; 1 mg/dL, ++; 4 mg/dL, +++; 8 mg/dL, ++++; 12 mg/dL.
Epithelial cells: ±; 0～20 cells/100 fields, +; 21～100 cells/100 fields, ++; 101～200 cells/100 fields, +++; ≧201 cells/100 fields.
Erythrocytes: ±; 0～20 cells/100 fields, +; 21～100 cells/100 fields, ++; 101～200 cells/100 fields, +++; 201～500 cells/100 fields ++++; ≧501 cells/100 fields.
Leukocytes: ±; 0～20 cells/100 fields, +; 21～100 cells/100 fields, ++; 101～200 cells/100 fields, +++; 201～500 cells/100 fields ++++; ≧501 cells/100 fields.
Casts: −; not observed, +; observed.
Crystals: −; not observed, +; observed.

Appendix 33-2 Individual urinary examination of male rats on termination of recovery period

(silane, ethenyltrimethoxy- group at 62.5 mg/kg)

Male No.	UV mL	S.G.
M02207	24.1	1.030
M02208	23.1	1.034
M02209	8.7	1.072
M02210	6.5	1.058
M02211	15.7	1.050
M02212	19.1	1.052
Number of males	6	6
Mean	16.2	1.049
S.D.	7.3	0.016
Significance		
Statistical method	DU	DU

DU: Analysis by Dunnett's test.

(Continued)

Appendix 33-2 (Continued) Individual urinary examination of male rats on termination of recovery period

(silane, ethenyltrimethoxy- group at 62.5 mg/kg)

Male No.	Color	pH	Protein	Glucose	Ketone body	Bilirubin	Occult blood	Urobili-nogen	Urinary sediments				
									Epithelial cells	Erythrocytes	Leukocytes	Casts	Crystals
M02207	Light yellow	8.5	±	−	−	−	−	±	±	±	±	−	−
M02208	Light yellow	9.0	±	−	−	−	±	±	±	±	±	−	−
M02209	Light yellow	8.5	++	−	+	−	−	±	±	±	±	−	+
M02210	Light yellow	7.0	+	−	+	−	−	±	±	±	±	−	+
M02211	Light yellow	9.0	±	−	−	−	−	±	±	±	±	−	−
M02212	Light yellow	9.0	+	−	−	−	−	±	±	±	±	−	+
Number of males	6	6	6	6	6	6	6	6	6	6	6	6	6

Protein: −; negative, ±; 10～20 mg/dL, +; 30 mg/dL, ++; 100 mg/dL, +++; 300 mg/dL, ++++; 1000 mg/dL.
Glucose: −; negative, ±; 40～60 mg/dL, +; 100 mg/dL, ++; 250 mg/dL, +++; 500 mg/dL, ++++; 2000 mg/dL.
Ketone body: −; negative, +; slight, ++; moderate, +++; marked.
Bilirubin: −; negative, +; 0.5 mg/dL, ++; 1.0 mg/dL, +++; 2.0 mg/dL.
Occult blood: −; negative, ±; trace, +; slight, ++; moderate, +++; marked.
Urobilinogen: ±; normal, +; 1 mg/dL, ++; 4 mg/dL, +++; 8 mg/dL, ++++; 12 mg/dL.
Epithelial cells: ±; 0～20 cells/100 fields, +; 21～100 cells/100 fields, ++; 101～200 cells/100 fields, +++; ≧201 cells/100 fields.
Erythrocytes: ±; 0～20 cells/100 fields, +; 21～100 cells/100 fields, ++; 101～200 cells/100 fields, +++; 201～500 cells/100 fields ++++; ≧501 cells/100 fields.
Leukocytes: ±; 0～20 cells/100 fields, +; 21～100 cells/100 fields, ++; 101～200 cells/100 fields, +++; 201～500 cells/100 fields ++++; ≧501 cells/100 fields.
Casts: −; not observed, +; observed.
Crystals: −; not observed, +; observed.

Appendix 33-3 Individual urinary examination of male rats on termination of recovery period

(silane, ethenyltrimethoxy- group at 250 mg/kg)

Male No.	UV mL	S.G.
M03307	14.7	1.047
M03308	20.5	1.038
M03309	20.1	1.031
M03310	21.8	1.039
M03311	10.2	1.060
M03312	11.1	1.058
Number of males	6	6
Mean	16.4	1.046
S.D.	5.1	0.012
Significance		
Statistical method	DU	DU

DU: Analysis by Dunnett's test.

(Continued)

Appendix 33-3 (Continued) Individual urinary examination of male rats on termination of recovery period

(silane, ethenyltrimethoxy- group at 250 mg/kg)

Male No.	Color	pH	Protein	Glucose	Ketone body	Bilirubin	Occult blood	Urobili-nogen	Urinary sediments				
									Epithelial cells	Erythrocytes	Leukocytes	Casts	Crystals
M03307	Light yellow	9.0	+	−	−	−	−	±	±	±	±	−	+
M03308	Light yellow	8.5	++	−	+	−	−	±	±	±	±	−	+
M03309	Light yellow	8.5	+	−	−	−	±	±	±	±	±	−	−
M03310	Light yellow	8.5	+	−	−	−	−	±	±	±	±	−	+
M03311	Light yellow	9.0	++	−	+	−	−	±	±	±	±	−	+
M03312	Light yellow	9.0	+	−	−	−	−	±	±	±	±	−	+
Number of males	6	6	6	6	6	6	6	6	6	6	6	6	6

Protein: −; negative, ±; 10～20 mg/dL, +; 30 mg/dL, ++; 100 mg/dL, +++; 300 mg/dL, ++++; 1000 mg/dL.
Glucose: −; negative, ±; 40～60 mg/dL, +; 100 mg/dL, ++; 250 mg/dL, +++; 500 mg/dL, ++++; 2000 mg/dL.
Ketone body: −; negative, +; slight, ++; moderate, +++; marked.
Bilirubin: −; negative, +; 0.5 mg/dL, ++; 1.0 mg/dL, +++; 2.0 mg/dL.
Occult blood: −; negative, ±; trace, +; slight, ++; moderate, +++; marked.
Urobilinogen: ±; normal, +; 1 mg/dL, ++; 4 mg/dL, +++; 8 mg/dL, ++++; 12 mg/dL.
Epithelial cells: ±; 0～20 cells/100 fields, +; 21～100 cells/100 fields, ++; 101～200 cells/100 fields, +++; ≧201 cells/100 fields.
Erythrocytes: ±; 0～20 cells/100 fields, +; 21～100 cells/100 fields, ++; 101～200 cells/100 fields, +++; 201～500 cells/100 fields ++++; ≧501 cells/100 fields.
Leukocytes: ±; 0～20 cells/100 fields, +; 21～100 cells/100 fields, ++; 101～200 cells/100 fields, +++; 201～500 cells/100 fields ++++; ≧501 cells/100 fields.
Casts: −; not observed, +; observed.
Crystals: −; not observed, +; observed.

Appendix 33-4 Individual urinary examination of male rats on termination of recovery period

(silane, ethenyltrimethoxy- group at 1000 mg/kg)

Male No.	UV mL	S.G.
M04407	18.3	1.037
M04408	21.6	1.042
M04409	23.5	1.035
M04410	13.7	1.056
M04411	19.4	1.037
M04412	Death on Day 17 of administration	
Number of males	5	5
Mean	19.3	1.041
S.D.	3.7	0.009
Significance		
Statistical method	DU	DU

DU: Analysis by Dunnett's test.

(Continued)

Appendix 33-4 (Continued) Individual urinary examination of male rats on termination of recovery period

(silane, ethenyltrimethoxy- group at 1000 mg/kg)

Male No.	Color	pH	Protein	Glucose	Ketone body	Bilirubin	Occult blood	Urobili-nogen	Urinary sediments				
									Epithelial cells	Erythrocytes	Leukocytes	Casts	Crystals
M04407	Light yellow	8.5	+	−	−	−	−	±	±	±	±	−	−
M04408	Light yellow	9.0	+	−	−	−	−	±	±	±	±	−	+
M04409	Light yellow	8.5	±	−	−	−	−	±	±	±	±	−	−
M04410	Light yellow	9.0	+	−	−	−	−	±	±	±	±	−	−
M04411	Light yellow	8.5	++	−	−	−	−	±	±	±	±	−	+
M04412	Death on Day 17 of administration												
Number of males	5	5	5	5	5	5	5	5	5	5	5	5	5

Protein: −; negative, ±; 10～20 mg/dL, +; 30 mg/dL, ++; 100 mg/dL, +++; 300 mg/dL, ++++; 1000 mg/dL.
Glucose: −; negative, ±; 40～60 mg/dL, +; 100 mg/dL, ++; 250 mg/dL, +++; 500 mg/dL, ++++; 2000 mg/dL.
Ketone body: −; negative, +; slight, ++; moderate, +++; marked.
Bilirubin: −; negative, +; 0.5 mg/dL, ++; 1.0 mg/dL, +++; 2.0 mg/dL.
Occult blood: −; negative, ±; trace, +; slight, ++; moderate, +++; marked.
Urobilinogen: ±; normal, +; 1 mg/dL, ++; 4 mg/dL, +++; 8 mg/dL, ++++; 12 mg/dL.
Epithelial cells: ±; 0～20 cells/100 fields, +; 21～100 cells/100 fields, ++; 101～200 cells/100 fields, +++; ≧201 cells/100 fields.
Erythrocytes: ±; 0～20 cells/100 fields, +; 21～100 cells/100 fields, ++; 101～200 cells/100 fields, +++; 201～500 cells/100 fields ++++; ≧501 cells/100 fields.
Leukocytes: ±; 0～20 cells/100 fields, +; 21～100 cells/100 fields, ++; 101～200 cells/100 fields, +++; 201～500 cells/100 fields ++++; ≧501 cells/100 fields.
Casts: −; not observed, +; observed.
Crystals: −; not observed, +; observed.

Appendix 34-1 Individual urinary examination of female rats on termination of recovery period

(Control group)

Female No.	UV mL	S.G.
F01171	9.0	1.060
F01172	12.1	1.056
F01173	5.2	1.047
F01174	11.0	1.028
F01175	7.2	1.056
F01176	8.8	1.062
Number of females	6	6
Mean	8.9	1.052
S.D.	2.5	0.013

(Continued)

Appendix 34-1 (Continued) Individual urinary examination of female rats on termination of recovery period

(Control group)

Female No.	Color	pH	Protein	Glucose	Ketone body	Bilirubin	Occult blood	Urobilinogen	Urinary sediments				
									Epithelial cells	Erythrocytes	Leukocytes	Casts	Crystals
F01171	Light yellow	8.5	−	−	−	−	−	±	±	±	±	−	+
F01172	Light yellow	9.0	+	−	−	−	−	±	±	±	±	−	−
F01173	Light yellow	7.0	+	−	−	−	−	+	±	±	±	−	+
F01174	Light yellow	8.0	+	−	−	−	−	±	±	±	±	−	+
F01175	Light yellow	9.0	±	−	−	−	−	±	±	±	±	−	+
F01176	Light yellow	8.5	±	−	−	−	−	±	±	±	±	−	−
Number of females	6	6	6	6	6	6	6	6	6	6	6	6	6

Protein: −; negative, ±; 10～20 mg/dL, +; 30 mg/dL, ++; 100 mg/dL, +++; 300 mg/dL, ++++; 1000 mg/dL.
Glucose: −; negative, ±; 40～60 mg/dL, +; 100 mg/dL, ++; 250 mg/dL, +++; 500 mg/dL, ++++; 2000 mg/dL.
Ketone body: −; negative, +; slight, ++; moderate, +++; marked.
Bilirubin: −; negative, +; 0.5 mg/dL, ++; 1.0 mg/dL, +++; 2.0 mg/dL.
Occult blood: −; negative, ±; trace, +; slight, ++; moderate, +++; marked.
Urobilinogen: ±; normal, +; 1 mg/dL, ++; 4 mg/dL, +++; 8 mg/dL, ++++; 12 mg/dL.
Epithelial cells: ±; 0～20 cells/100 fields, +; 21～100 cells/100 fields, ++; 101～200 cells/100 fields, +++; ≧201 cells/100 fields.
Erythrocytes: ±; 0～20 cells/100 fields, +; 21～100 cells/100 fields, ++; 101～200 cells/100 fields, +++; 201～500 cells/100 fields ++++; ≧501 cells/100 fields.
Leukocytes: ±; 0～20 cells/100 fields, +; 21～100 cells/100 fields, ++; 101～200 cells/100 fields, +++; 201～500 cells/100 fields ++++; ≧501 cells/100 fields.
Casts: −; not observed, +; observed.
Crystals: −; not observed, +; observed.

Appendix 34-2 Individual urinary examination of female rats on termination of recovery period

(silane, ethenyltrimethoxy- group at 250 mg/kg)

Female No.	UV mL	S.G.
F03371	20.2	1.016
F03372	6.7	1.062
F03373	4.5	1.084
F03374	15.2	1.030
F03375	14.1	1.043
F03376	10.8	1.048
Number of females	6	6
Mean	11.9	1.047
S.D.	5.8	0.024
Significance		
Statistical method	DT	DU

DT: Analysis by Dunnett type mean rank test.
DU: Analysis by Dunnett's test.

(Continued)

Appendix 34-2 (Continued) Individual urinary examination of female rats on termination of recovery period

(silane, ethenyltrimethoxy- group at 250 mg/kg)

Female No.	Color	pH	Protein	Glucose	Ketone body	Bilirubin	Occult blood	Urobili-nogen	Urinary sediments				
									Epithelial cells	Erythrocytes	Leukocytes	Casts	Crystals
F03371	Light yellow	8.5	±	−	−	−	−	±	±	±	±	−	−
F03372	Light yellow	9.0	++	−	−	−	−	±	±	±	±	−	+
F03373	Light yellow	7.0	+	−	−	−	±	+	±	±	±	−	+
F03374	Light yellow	8.5	±	−	−	−	−	±	±	±	±	−	+
F03375	Light yellow	7.0	±	−	−	−	−	±	±	±	±	−	+
F03376	Light yellow	8.5	+	−	−	−	−	±	±	±	±	−	+
Number of females	6	6	6	6	6	6	6	6	6	6	6	6	6

Protein: −; negative, ±; 10～20 mg/dL, +; 30 mg/dL, ++; 100 mg/dL, +++; 300 mg/dL, ++++; 1000 mg/dL.
Glucose: −; negative, ±; 40～60 mg/dL, +; 100 mg/dL, ++; 250 mg/dL, +++; 500 mg/dL, ++++; 2000 mg/dL.
Ketone body: −; negative, +; slight, ++; moderate, +++; marked.
Bilirubin: −; negative, +; 0.5 mg/dL, ++; 1.0 mg/dL, +++; 2.0 mg/dL.
Occult blood: −; negative, ±; trace, +; slight, ++; moderate, +++; marked.
Urobilinogen: ±; normal, +; 1 mg/dL, ++; 4 mg/dL, +++; 8 mg/dL, ++++; 12 mg/dL.
Epithelial cells: ±; 0～20 cells/100 fields, +; 21～100 cells/100 fields, ++; 101～200 cells/100 fields, +++; ≧201 cells/100 fields.
Erythrocytes: ±; 0～20 cells/100 fields, +; 21～100 cells/100 fields, ++; 101～200 cells/100 fields, +++; 201～500 cells/100 fields ++++; ≧501 cells/100 fields.
Leukocytes: ±; 0～20 cells/100 fields, +; 21～100 cells/100 fields, ++; 101～200 cells/100 fields, +++; 201～500 cells/100 fields ++++; ≧501 cells/100 fields.
Casts: −; not observed, +; observed.
Crystals: −; not observed, +; observed.

Appendix 34-3 Individual urinary examination of female rats on termination of recovery period

(silane, ethenyltrimethoxy- group at 1000 mg/kg)

Female No.	UV mL	S.G.
F04471	13.1	1.029
F04472	14.8	1.039
F04473	12.6	1.052
F04474	13.2	1.042
F04475	13.7	1.049
F04476	11.3	1.056
Number of females	6	6
Mean	13.1	1.045
S.D.	1.2	0.010
Significance		
Statistical method	DT	DU

DT: Analysis by Dunnett type mean rank test.
DU: Analysis by Dunnett's test.

(Continued)

Appendix 34-3 (Continued) Individual urinary examination of female rats on termination of recovery period

(silane, ethenyltrimethoxy- group at 1000 mg/kg)

Female No.	Color	pH	Protein	Glucose	Ketone body	Bilirubin	Occult blood	Urobili-nogen	Urinary sediments				
									Epithelial cells	Erythrocytes	Leukocytes	Casts	Crystals
F04471	Light yellow	8.0	±	−	−	−	−	±	±	±	±	−	+
F04472	Light yellow	8.5	−	−	−	−	−	±	±	±	±	−	+
F04473	Light yellow	8.5	±	−	−	−	−	±	±	±	±	−	−
F04474	Light yellow	9.0	++	−	+	−	−	+	±	±	±	−	+
F04475	Light yellow	8.0	±	−	−	−	−	±	±	±	±	−	+
F04476	Light yellow	9.0	+	−	−	−	−	±	±	±	±	−	+
Number of females	6	6	6	6	6	6	6	6	6	6	6	6	6

Protein: −; negative, ±; 10～20 mg/dL, +; 30 mg/dL, ++; 100 mg/dL, +++; 300 mg/dL, ++++; 1000 mg/dL.
Glucose: −; negative, ±; 40～60 mg/dL, +; 100 mg/dL, ++; 250 mg/dL, +++; 500 mg/dL, ++++; 2000 mg/dL.
Ketone body: −; negative, +; slight, ++; moderate, +++; marked.
Bilirubin: −; negative, +; 0.5 mg/dL, ++; 1.0 mg/dL, +++; 2.0 mg/dL.
Occult blood: −; negative, ±; trace, +; slight, ++; moderate, +++; marked.
Urobilinogen: ±; normal, +; 1 mg/dL, ++; 4 mg/dL, +++; 8 mg/dL, ++++; 12 mg/dL.
Epithelial cells: ±; 0～20 cells/100 fields, +; 21～100 cells/100 fields, ++; 101～200 cells/100 fields, +++; ≧201 cells/100 fields.
Erythrocytes: ±; 0～20 cells/100 fields, +; 21～100 cells/100 fields, ++; 101～200 cells/100 fields, +++; 201～500 cells/100 fields ++++; ≧501 cells/100 fields.
Leukocytes: ±; 0～20 cells/100 fields, +; 21～100 cells/100 fields, ++; 101～200 cells/100 fields, +++; 201～500 cells/100 fields ++++; ≧501 cells/100 fields.
Casts: −; not observed, +; observed.
Crystals: −; not observed, +; observed.

Appendix 35-1 Individual hematological examination of male rats on termination of administration period

(Control group)

Male No.	RBC	HGB	HCT	MCV	MCH	MCHC	PLT	RET	PT	APTT	Fbg
	$10^4/\mu L$	g/dL	%	fL	pg	g/dL	$10^4/\mu L$	‰	sec.	sec.	mg/dL
M01101	882	16.6	49.4	56.0	18.8	33.6	105.8	21	18.7	23.2	212.7
M01102	820	15.8	45.8	55.9	19.3	34.5	98.6	30	16.6	23.4	214.9
M01103	832	14.9	44.4	53.4	17.9	33.6	99.5	34	13.7	20.9	226.6
M01104	820	14.6	43.6	53.2	17.8	33.5	90.1	25	14.5	19.8	208.5
M01105	888	16.0	46.9	52.8	18.0	34.1	91.1	20	17.4	22.5	206.4
M01106	775	14.5	42.9	55.4	18.7	33.8	79.3	24	15.5	22.2	194.7
Number of males	6	6	6	6	6	6	6	6	6	6	6
Mean	836	15.4	45.5	54.5	18.4	33.9	94.1	26	16.1	22.0	210.6
S.D.	43	0.9	2.4	1.5	0.6	0.4	9.3	5	1.9	1.4	10.5

(Continued)

Appendix 35-1 (Continued) Individual hematological examination of male rats on termination of administration period

(Control group)

Male No.	WBC	L	N	E	B	M
	$10^2/\mu L$	%	%	%	%	%
M01101	103	95	5	0	0	0
M01102	55	90	9	1	0	0
M01103	77	92	8	0	0	0
M01104	58	82	18	0	0	0
M01105	80	91	9	0	0	0
M01106	60	81	17	1	0	1
Number of males	6	6	6	6	6	6
Mean	72	88.5	11.0	0.3	0.0	0.2
S.D.	18	5.7	5.3	0.5	0.0	0.4

Appendix 35-2 Individual hematological examination of male rats on termination of administration period

(silane, ethenyltrimethoxy- group at 62.5 mg/kg)

Male No.	RBC	HGB	HCT	MCV	MCH	MCHC	PLT	RET	PT	APTT	Fbg
	$10^4/\mu L$	g/dL	%	fL	pg	g/dL	$10^4/\mu L$	‰	sec.	sec.	mg/dL
M02201	889	16.2	48.6	54.7	18.2	33.3	92.9	27	20.2	25.7	202.3
M02202	818	14.7	43.7	53.4	18.0	33.6	93.5	20	14.7	20.8	219.5
M02203	833	15.8	46.3	55.6	19.0	34.1	93.4	26	19.5	24.4	234.2
M02204	831	15.2	45.0	54.2	18.3	33.8	90.3	26	17.6	23.7	214.9
M02205	818	15.2	44.3	54.2	18.6	34.3	89.6	21	16.0	21.4	234.2
M02206	785	14.7	44.2	56.3	18.7	33.3	95.7	18	20.0	24.8	234.2
Number of males	6	6	6	6	6	6	6	6	6	6	6
Mean	829	15.3	45.4	54.7	18.5	33.7	92.6	23	18.0	23.5	223.2
S.D.	34	0.6	1.8	1.1	0.4	0.4	2.3	4	2.3	2.0	13.3
Significance											
Statistical method	DU	DU	DU	DU	DU	DU	DT	DU	DU	DU	DU

DU: Analysis by Dunnett's test.
DT: Analysis by Dunnett type mean rank test.

(Continued)

Appendix 35-2 (Continued) Individual hematological examination of male rats on termination of administration period

(silane, ethenyltrimethoxy- group at 62.5 mg/kg)

Male No.	WBC	L	N	E	B	M
	$10^2/\mu L$	%	%	%	%	%
M02201	57	92	6	1	0	1
M02202	64	93	7	0	0	0
M02203	55	84	15	0	0	1
M02204	54	88	11	1	0	0
M02205	49	87	12	1	0	0
M02206	51	93	7	0	0	0
Number of males	6	6	6	6	6	6
Mean	55	89.5	9.7	0.5	0.0	0.3
S.D.	5	3.7	3.6	0.5	0.0	0.5
Significance						
Statistical method	DT	DU	DU	DU	UA	DU

DU: Analysis by Dunnett's test.
DT: Analysis by Dunnett type mean rank test.
UA: Unable to be analyzed because the value in the treated group was the same as the value in the control group.

Appendix 35-3 Individual hematological examination of male rats on termination of administration period

(silane, ethenyltrimethoxy- group at 250 mg/kg)

Male No.	RBC	HGB	HCT	MCV	MCH	MCHC	PLT	RET	PT	APTT	Fbg
	$10^4/\mu L$	g/dL	%	fL	pg	g/dL	$10^4/\mu L$	‰	sec.	sec.	mg/dL
M03301	828	15.1	44.4	53.6	18.2	34.0	114.2	29	18.3	22.0	221.8
M03302	803	15.0	44.2	55.0	18.7	33.9	105.6	30	16.9	23.7	224.2
M03303	783	14.3	41.8	53.4	18.3	34.2	97.0	27	14.7	19.4	217.2
M03304	850	15.4	47.0	55.3	18.1	32.8	74.8	20	19.9	21.1	194.7
M03305	773	14.3	42.2	54.6	18.5	33.9	99.5	29	16.9	22.5	182.5
M03306	843	15.5	45.8	54.3	18.4	33.8	85.4	25	13.1	17.9	224.2
Number of males	6	6	6	6	6	6	6	6	6	6	6
Mean	813	14.9	44.2	54.4	18.4	33.8	96.1	27	16.6	21.1	210.8
S.D.	32	0.5	2.0	0.8	0.2	0.5	14.1	4	2.4	2.1	17.8
Significance											
Statistical method	DU	DU	DU	DU	DU	DU	DT	DU	DU	DU	DU

DU: Analysis by Dunnett's test.

DT: Analysis by Dunnett type mean rank test.

(Continued)

Appendix 35-3 (Continued) Individual hematological examination of male rats on termination of administration period

(silane, ethenyltrimethoxy- group at 250 mg/kg)

Male No.	WBC	L	N	E	B	M
	$10^2/\mu L$	%	%	%	%	%
M03301	102	95	4	0	0	1
M03302	68	83	15	1	0	1
M03303	63	86	14	0	0	0
M03304	52	83	17	0	0	0
M03305	67	86	13	1	0	0
M03306	57	89	11	0	0	0
Number of males	6	6	6	6	6	6
Mean	68	87.0	12.3	0.3	0.0	0.3
S.D.	18	4.5	4.5	0.5	0.0	0.5
Significance						
Statistical method	DT	DU	DU	DU	UA	DU

DU: Analysis by Dunnett's test.
DT: Analysis by Dunnett type mean rank test.
UA: Unable to be analyzed because the value in the treated group was the same as the value in the control group.

Appendix 35-4 Individual hematological examination of male rats on termination of administration period

(silane, ethenyltrimethoxy- group at 1000 mg/kg)

Male No.	RBC	HGB	HCT	MCV	MCH	MCHC	PLT	RET	PT	APTT	Fbg
	$10^4/\mu L$	g/dL	%	fL	pg	g/dL	$10^4/\mu L$	‰	sec.	sec.	mg/dL
M04401	Death on Day 16 of administration										
M04402	654	11.3	33.3	50.9	17.3	33.9	90.8	21	13.7	19.1	260.0
M04403	765	13.9	42.1	55.0	18.2	33.0	93.3	24	15.9	21.8	276.7
M04404	769	13.8	40.4	52.5	17.9	34.2	94.8	16	15.0	21.1	263.2
M04405	778	13.7	40.5	52.1	17.6	33.8	86.3	28	18.8	24.6	263.2
M04406	809	14.0	41.4	51.2	17.3	33.8	110.5	25	17.0	22.4	253.8
Number of males	5	5	5	5	5	5	5	5	5	5	5
Mean	755	13.3	39.5	52.3	17.7	33.7	95.1	23	16.1	21.8	263.4
S.D.	59	1.1	3.6	1.6	0.4	0.4	9.2	5	1.9	2.0	8.4
Significance	*	**	**	*	*						**
Statistical method	DU	DU	DU	DU	DU	DU	DT	DU	DU	DU	DU

Significantly different from control group (*: P<0.05, **: P<0.01). (Continued)

DU: Analysis by Dunnett's test.

DT: Analysis by Dunnett type mean rank test.

Appendix 35-4 (Continued) Individual hematological examination of male rats on termination of administration period

(silane, ethenyltrimethoxy- group at 1000 mg/kg)

Male No.	WBC	L	N	E	B	M
	$10^2/\mu L$	%	%	%	%	%
M04401	Death on Day 16 of administration					
M04402	145	80	20	0	0	0
M04403	77	65	34	0	0	1
M04404	117	72	27	0	0	1
M04405	57	87	12	1	0	0
M04406	116	94	5	1	0	0
Number of males	5	5	5	5	5	5
Mean	102	79.6	19.6	0.4	0.0	0.4
S.D.	35	11.5	11.5	0.5	0.0	0.5
Significance						
Statistical method	DT	DU	DU	DU	UA	DU

DU: Analysis by Dunnett's test.
DT: Analysis by Dunnett type mean rank test.
UA: Unable to be analyzed because the value in the treated group was the same as the value in the control group.

Appendix 36-1 Individual hematological examination of female rats on termination of administration period

(Control group)

Female No.	RBC	HGB	HCT	MCV	MCH	MCHC	PLT	RET	PT	APTT	Fbg
	$10^4/\mu L$	g/dL	%	fL	pg	g/dL	$10^4/\mu L$	‰	sec.	sec.	mg/dL
F01151	708	14.0	40.9	57.8	19.8	34.2	100.9	51	13.8	17.6	228.5
F01152	717	14.1	41.3	57.6	19.7	34.1	114.0	47	14.1	16.9	231.0
F01153	692	14.4	43.0	62.1	20.8	33.5	97.3	68	13.1	16.8	212.5
F01154	762	14.7	42.9	56.3	19.3	34.3	106.3	39	14.0	18.6	184.7
F01155	705	13.8	41.0	58.2	19.6	33.7	99.7	70	13.6	17.4	212.5
F01156	700	15.0	43.4	62.0	21.4	34.6	101.7	61	14.2	16.2	193.0
Number of females	6	6	6	6	6	6	6	6	6	6	6
Mean	714	14.3	42.1	59.0	20.1	34.1	103.3	56	13.8	17.3	210.4
S.D.	25	0.5	1.1	2.4	0.8	0.4	6.0	12	0.4	0.8	18.6

(Continued)

Appendix 36-1 (Continued) Individual hematological examination of female rats on termination of administration period

(Control group)

Female No.	WBC $10^2/\mu L$	L %	N %	E %	B %	M %
F01151	57	80	17	1	0	2
F01152	32	86	12	2	0	0
F01153	60	83	15	1	0	1
F01154	74	97	3	0	0	0
F01155	45	76	22	1	0	1
F01156	46	85	14	0	0	1
Number of females	6	6	6	6	6	6
Mean	52	84.5	13.8	0.8	0.0	0.8
S.D.	15	7.1	6.3	0.8	0.0	0.8

Appendix 36-2 Individual hematological examination of female rats on termination of administration period

(silane, ethenyltrimethoxy- group at 62.5 mg/kg)

Female No.	RBC	HGB	HCT	MCV	MCH	MCHC	PLT	RET	PT	APTT	Fbg
	$10^4/\mu L$	g/dL	%	fL	pg	g/dL	$10^4/\mu L$	‰	sec.	sec.	mg/dL
F02251	722	13.8	40.3	55.8	19.1	34.2	100.8	48	13.7	18.2	198.6
F02253	740	14.2	41.2	55.7	19.2	34.5	102.7	45	14.0	19.0	202.4
F02254	726	13.9	40.3	55.5	19.1	34.5	101.1	35	13.5	18.0	244.4
F02255	711	14.0	41.2	57.9	19.7	34.0	93.5	60	14.2	17.4	210.9
F02256	717	15.1	43.6	60.8	21.1	34.6	93.6	64	13.3	17.5	215.4
F02257	736	14.7	43.0	58.4	20.0	34.2	114.0	65	13.9	17.7	215.7
Number of females	6	6	6	6	6	6	6	6	6	6	6
Mean	725	14.3	41.6	57.4	19.7	34.3	101.0	53	13.8	18.0	214.6
S.D.	11	0.5	1.4	2.1	0.8	0.2	7.5	12	0.3	0.6	16.2
Significance											
Statistical method	DU	DU	DU	DU	DU	DU	DU	DU	DU	DU	DT

DU: Analysis by Dunnett's test.

DT: Analysis by Dunnett type mean rank test.

(Continued)

Appendix 36-2 (Continued) Individual hematological examination of female rats on termination of administration period

(silane, ethenyltrimethoxy- group at 62.5 mg/kg)

Female No.	WBC	L	N	E	B	M
	$10^2/\mu L$	%	%	%	%	%
F02251	48	91	9	0	0	0
F02253	45	80	18	1	0	1
F02254	52	58	39	2	0	1
F02255	52	82	18	0	0	0
F02256	62	85	11	2	0	2
F02257	50	80	20	0	0	0
Number of females	6	6	6	6	6	6
Mean	52	79.3	19.2	0.8	0.0	0.7
S.D.	6	11.2	10.6	1.0	0.0	0.8
Significance						
Statistical method	DU	DU	DU	DU	UA	DU

DU: Analysis by Dunnett's test.

UA: Unable to be analyzed because the value in the treated group was the same as the value in the control group.

Appendix 36-3 Individual hematological examination of female rats on termination of administration period

(silane, ethenyltrimethoxy- group at 250 mg/kg)

Female No.	RBC	HGB	HCT	MCV	MCH	MCHC	PLT	RET	PT	APTT	Fbg
	$10^4/\mu L$	g/dL	%	fL	pg	g/dL	$10^4/\mu L$	‰	sec.	sec.	mg/dL
F03351	751	14.3	42.6	56.7	19.0	33.6	94.7	53	14.3	17.7	193.0
F03353	691	13.9	40.1	58.0	20.1	34.7	111.9	61	14.0	19.4	207.5
F03354	667	13.7	39.5	59.2	20.5	34.7	109.1	47	14.7	19.0	239.0
F03355	644	13.3	38.1	59.2	20.7	34.9	117.2	63	14.0	19.1	236.4
F03356	682	14.0	40.5	59.4	20.5	34.6	103.0	52	13.4	18.6	200.3
F03357	686	13.3	38.6	56.3	19.4	34.5	98.6	81	14.4	16.6	348.6
Number of females	6	6	6	6	6	6	6	6	6	6	6
Mean	687	13.8	39.9	58.1	20.0	34.5	105.8	60	14.1	18.4	237.5
S.D.	36	0.4	1.6	1.4	0.7	0.5	8.5	12	0.4	1.1	57.6
Significance			*								
Statistical method	DU	DU	DU	DU	DU	DU	DU	DU	DU	DU	DT

Significantly different from control group (*: P<0.05). (Continued)

DU: Analysis by Dunnett's test.

DT: Analysis by Dunnett type mean rank test.

Appendix 36-3 (Continued) Individual hematological examination of female rats on termination of administration period

(silane, ethenyltrimethoxy- group at 250 mg/kg)

Female No.	WBC	L	N	E	B	M
	$10^2/\mu L$	%	%	%	%	%
F03351	52	86	13	0	0	1
F03353	45	85	12	2	0	1
F03354	33	79	20	1	0	0
F03355	87	55	44	0	0	1
F03356	49	87	10	2	0	1
F03357	53	75	23	1	0	1
Number of females	6	6	6	6	6	6
Mean	53	77.8	20.3	1.0	0.0	0.8
S.D.	18	12.1	12.6	0.9	0.0	0.4
Significance						
Statistical method	DU	DU	DU	DU	UA	DU

DU: Analysis by Dunnett's test.

UA: Unable to be analyzed because the value in the treated group was the same as the value in the control group.

Appendix 36-4 Individual hematological examination of female rats on termination of administration period

(silane, ethenyltrimethoxy- group at 1000 mg/kg)

Female No.	RBC	HGB	HCT	MCV	MCH	MCHC	PLT	RET	PT	APTT	Fbg
	$10^4/\mu L$	g/dL	%	fL	pg	g/dL	$10^4/\mu L$	‰	sec.	sec.	mg/dL
F04451	754	14.5	42.2	56.0	19.2	34.4	108.6	44	13.5	19.7	193.7
F04453	701	13.1	39.0	55.6	18.7	33.6	75.7	69	12.9	17.6	191.4
F04454	692	13.3	39.5	57.1	19.2	33.7	91.8	51	13.4	19.4	189.6
F04456	652	12.6	37.8	58.0	19.3	33.3	94.6	108	14.7	18.8	188.1
F04457	697	13.6	39.0	56.0	19.5	34.9	116.0	58	13.6	18.6	175.6
F04458	688	13.6	39.7	57.7	19.8	34.3	84.2	44	13.3	18.8	196.7
Number of females	6	6	6	6	6	6	6	6	6	6	6
Mean	697	13.5	39.5	56.7	19.3	34.0	95.2	62	13.6	18.8	189.2
S.D.	33	0.6	1.5	1.0	0.4	0.6	15.0	24	0.6	0.7	7.3
Significance		*	*							**	
Statistical method	DU	DU	DU	DU	DU	DU	DU	DU	DU	DU	DT

Significantly different from control group (*: P<0.05, **: P<0.01). (Continued)

DU: Analysis by Dunnett's test.

DT: Analysis by Dunnett type mean rank test.

Appendix 36-4 (Continued) Individual hematological examination of female rats on termination of administration period

(silane, ethenyltrimethoxy- group at 1000 mg/kg)

Female No.	WBC	L	N	E	B	M
	$10^2/\mu L$	%	%	%	%	%
F04451	63	84	16	0	0	0
F04453	36	94	6	0	0	0
F04454	47	90	9	1	0	0
F04456	50	83	17	0	0	0
F04457	50	92	8	0	0	0
F04458	43	82	17	0	0	1
Number of females	6	6	6	6	6	6
Mean	48	87.5	12.2	0.2	0.0	0.2
S.D.	9	5.1	5.0	0.4	0.0	0.4
Significance						
Statistical method	DU	DU	DU	DU	UA	DU

DU: Analysis by Dunnett's test.

UA: Unable to be analyzed because the value in the treated group was the same as the value in the control group.

Appendix 37-1 Individual hematological examination of male rats on termination of recovery period

(Control group)

Male No.	RBC	HGB	HCT	MCV	MCH	MCHC	PLT	RET	PT	APTT	Fbg
	$10^4/\mu L$	g/dL	%	fL	pg	g/dL	$10^4/\mu L$	‰	sec.	sec.	mg/dL
M01107	883	15.4	46.3	52.4	17.4	33.3	101.3	23	15.3	20.0	211.8
M01108	838	15.2	44.8	53.5	18.1	33.9	105.4	25	15.0	21.3	211.8
M01109	825	14.7	42.8	51.9	17.8	34.3	115.7	25	16.7	22.5	201.5
M01110	826	15.4	44.7	54.1	18.6	34.5	91.9	19	15.1	19.0	205.5
M01111	810	14.8	43.3	53.5	18.3	34.2	113.2	18	14.5	20.2	207.6
M01112	862	15.3	45.0	52.2	17.7	34.0	92.7	27	17.6	21.7	192.1
Number of males	6	6	6	6	6	6	6	6	6	6	6
Mean	841	15.1	44.5	52.9	18.0	34.0	103.4	23	15.7	20.8	205.1
S.D.	27	0.3	1.3	0.9	0.4	0.4	10.0	4	1.2	1.3	7.5

(Continued)

Appendix 37-1 (Continued) Individual hematological examination of male rats on termination of recovery period

(Control group)

Male No.	WBC $10^2/\mu L$	L %	N %	E %	B %	M %
M01107	73	92	7	1	0	0
M01108	104	92	7	0	0	1
M01109	79	94	6	0	0	0
M01110	66	91	8	1	0	0
M01111	55	81	16	2	0	1
M01112	53	85	12	2	0	1
Number of males	6	6	6	6	6	6
Mean	72	89.2	9.3	1.0	0.0	0.5
S.D.	19	5.0	3.9	0.9	0.0	0.5

Appendix 37-2 Individual hematological examination of male rats on termination of recovery period

(silane, ethenyltrimethoxy- group at 62.5 mg/kg)

Male No.	RBC	HGB	HCT	MCV	MCH	MCHC	PLT	RET	PT	APTT	Fbg
	$10^4/\mu L$	g/dL	%	fL	pg	g/dL	$10^4/\mu L$	‰	sec.	sec.	mg/dL
M02207	831	15.4	44.8	53.9	18.5	34.4	95.2	26	17.9	21.4	186.9
M02208	789	15.0	43.8	55.5	19.0	34.2	110.2	34	15.1	21.9	214.0
M02209	868	15.5	45.6	52.5	17.9	34.0	113.5	19	17.4	24.9	199.6
M02210	873	15.6	46.7	53.5	17.9	33.4	101.7	20	17.3	21.6	177.3
M02211	849	15.7	46.2	54.4	18.5	34.0	88.8	17	18.5	23.3	190.4
M02212	829	15.7	46.0	55.5	18.9	34.1	103.2	25	16.4	22.5	214.0
Number of males	6	6	6	6	6	6	6	6	6	6	6
Mean	840	15.5	45.5	54.2	18.5	34.0	102.1	24	17.1	22.6	197.0
S.D.	31	0.3	1.1	1.2	0.5	0.3	9.2	6	1.2	1.3	15.0
Significance										*	
Statistical method	DU	DU	DU	DU	DU	DT	DU	DU	DU	DT	DU

Significantly different from control group (*: P<0.05). (Continued)

DU: Analysis by Dunnett's test.

DT: Analysis by Dunnett type mean rank test.

Appendix 37-2 (Continued) Individual hematological examination of male rats on termination of recovery period

(silane, ethenyltrimethoxy- group at 62.5 mg/kg)

Male No.	WBC	L	N	E	B	M
	$10^2/\mu L$	%	%	%	%	%
M02207	63	96	3	1	0	0
M02208	81	88	11	0	0	1
M02209	65	92	7	1	0	0
M02210	48	90	10	0	0	0
M02211	47	88	11	0	0	1
M02212	47	83	15	2	0	0
Number of males	6	6	6	6	6	6
Mean	59	89.5	9.5	0.7	0.0	0.3
S.D.	14	4.4	4.1	0.8	0.0	0.5
Significance						
Statistical method	DU	DU	DU	DU	UA	DU

DU: Analysis by Dunnett's test.

UA: Unable to be analyzed because the value in the treated group was the same as the value in the control group.

Appendix 37-3 Individual hematological examination of male rats on termination of recovery period

(silane, ethenyltrimethoxy- group at 250 mg/kg)

Male No.	RBC	HGB	HCT	MCV	MCH	MCHC	PLT	RET	PT	APTT	Fbg
	$10^4/\mu L$	g/dL	%	fL	pg	g/dL	$10^4/\mu L$	‰	sec.	sec.	mg/dL
M03307	813	14.5	43.1	53.0	17.8	33.6	100.7	23	17.7	23.7	192.1
M03308	880	15.3	46.2	52.5	17.4	33.1	105.8	24	17.6	21.3	177.3
M03309	818	14.9	43.6	53.3	18.2	34.2	93.4	35	14.2	21.4	199.6
M03310	846	15.6	45.7	54.0	18.4	34.1	103.2	20	14.4	21.1	190.4
M03311	783	15.0	43.8	55.9	19.2	34.2	90.2	31	15.1	21.3	180.4
M03312	789	14.4	42.1	53.4	18.3	34.2	100.2	20	15.2	22.7	193.9
Number of males	6	6	6	6	6	6	6	6	6	6	6
Mean	822	15.0	44.1	53.7	18.2	33.9	98.9	26	15.7	21.9	189.0
S.D.	36	0.5	1.6	1.2	0.6	0.5	5.9	6	1.6	1.0	8.5
Significance											*
Statistical method	DU	DU	DU	DU	DU	DT	DU	DU	UA	DT	DU

Significantly different from control group (*: P<0.05). (Continued)

DU: Analysis by Dunnett's test.

DT: Analysis by Dunnett type mean rank test.

UA: Unable to be analyzed because the value in the treated group was the same as the value in the control group.

Appendix 37-3 (Continued) Individual hematological examination of male rats on termination of recovery period

(silane, ethenyltrimethoxy- group at 250 mg/kg)

Male No.	WBC	L	N	E	B	M
	$10^2/\mu L$	%	%	%	%	%
M03307	69	89	9	1	0	1
M03308	62	88	11	1	0	0
M03309	61	83	14	2	0	1
M03310	41	90	8	2	0	0
M03311	33	86	14	0	0	0
M03312	70	90	9	0	0	1
Number of males	6	6	6	6	6	6
Mean	56	87.7	10.8	1.0	0.0	0.5
S.D.	15	2.7	2.6	0.9	0.0	0.5
Significance						
Statistical method	DU	DU	DU	DU	UA	DU

DU: Analysis by Dunnett's test.

UA: Unable to be analyzed because the value in the treated group was the same as the value in the control group.

Appendix 37-4 Individual hematological examination of male rats on termination of recovery period

(silane, ethenyltrimethoxy- group at 1000 mg/kg)

Male No.	RBC	HGB	HCT	MCV	MCH	MCHC	PLT	RET	PT	APTT	Fbg
	$10^4/\mu L$	g/dL	%	fL	pg	g/dL	$10^4/\mu L$	‰	sec.	sec.	mg/dL
M04407	808	14.8	43.9	54.3	18.3	33.7	91.9	39	16.4	20.5	185.2
M04408	782	14.2	42.1	53.8	18.2	33.7	97.0	32	14.7	20.8	180.4
M04409	732	14.3	42.6	58.2	19.5	33.6	92.6	33	14.1	20.4	182.0
M04410	775	14.1	42.0	54.2	18.2	33.6	102.3	38	15.0	21.0	203.5
M04411	746	13.4	39.7	53.2	18.0	33.8	84.6	24	14.1	20.8	190.4
M04412	Death on Day 17 of administration										
Number of males	5	5	5	5	5	5	5	5	5	5	5
Mean	769	14.2	42.1	54.7	18.4	33.7	93.7	33	14.9	20.7	188.3
S.D.	30	0.5	1.5	2.0	0.6	0.1	6.6	6	0.9	0.2	9.3
Significance	**	**	*					*			*
Statistical method	DU	DU	DU	DU	DU	DT	DU	DU	DU	DT	DU

Significantly different from control group (*: P<0.05, **: P<0.01). (Continued)

DU: Analysis by Dunnett's test.

DT: Analysis by Dunnett type mean rank test.

Appendix 37-4 (Continued) Individual hematological examination of male rats on termination of recovery period

(silane, ethenyltrimethoxy- group at 1000 mg/kg)

Male No.	WBC	L	N	E	B	M
	$10^2/\mu L$	%	%	%	%	%
M04407	73	97	3	0	0	0
M04408	72	91	7	1	0	1
M04409	47	91	8	1	0	0
M04410	44	93	6	0	0	1
M04411	39	83	17	0	0	0
M04412	Death on Day 17 of administration					
Number of males	5	5	5	5	5	5
Mean	55	91.0	8.2	0.4	0.0	0.4
S.D.	16	5.1	5.3	0.5	0.0	0.5
Significance						
Statistical method	DU	DU	DU	DU	UA	DU

DU: Analysis by Dunnett's test.

UA: Unable to be analyzed because the value in the treated group was the same as the value in the control group.

Appendix 38-1 Individual hematological examination of female rats on termination of recovery period

(Control group)

Female No.	RBC	HGB	HCT	MCV	MCH	MCHC	PLT	RET	PT	APTT	Fbg
	$10^4/\mu L$	g/dL	%	fL	pg	g/dL	$10^4/\mu L$	‰	sec.	sec.	mg/dL
F01171	748	15.0	42.7	57.1	20.1	35.1	98.4	19	13.5	16.8	160.6
F01172	755	15.0	43.6	57.7	19.9	34.4	107.9	17	14.9	18.5	173.5
F01173	769	15.0	44.0	57.2	19.5	34.1	93.2	15	13.9	18.9	147.2
F01174	699	14.7	41.6	59.5	21.0	35.3	83.5	31	13.4	18.8	149.4
F01175	766	15.6	43.5	56.8	20.4	35.9	100.3	29	13.3	18.5	154.2
F01176	712	13.7	39.3	55.2	19.2	34.9	82.6	34	12.9	17.0	154.2
Number of females	6	6	6	6	6	6	6	6	6	6	6
Mean	742	14.8	42.5	57.3	20.0	35.0	94.3	24	13.7	18.1	156.5
S.D.	29	0.6	1.8	1.4	0.6	0.6	9.9	8	0.7	0.9	9.5

(Continued)

Appendix 38-1 (Continued) Individual hematological examination of female rats on termination of recovery period

(Control group)

Female No.	WBC	L	N	E	B	M
	$10^2/\mu L$	%	%	%	%	%
F01171	46	85	13	0	0	2
F01172	42	92	7	0	0	1
F01173	38	85	14	1	0	0
F01174	34	90	8	1	0	1
F01175	19	84	15	0	0	1
F01176	26	85	14	0	0	1
Number of females	6	6	6	6	6	6
Mean	34	86.8	11.8	0.3	0.0	1.0
S.D.	10	3.3	3.4	0.5	0.0	0.6

Appendix 38-2 Individual hematological examination of female rats on termination of recovery period

(silane, ethenyltrimethoxy- group at 250 mg/kg)

Female No.	RBC	HGB	HCT	MCV	MCH	MCHC	PLT	RET	PT	APTT	Fbg
	$10^4/\mu L$	g/dL	%	fL	pg	g/dL	$10^4/\mu L$	‰	sec.	sec.	mg/dL
F03371	794	15.3	43.8	55.2	19.3	34.9	99.3	18	14.0	17.8	148.3
F03372	775	13.9	41.0	52.9	17.9	33.9	103.1	20	13.8	18.6	159.3
F03373	770	14.7	42.7	55.5	19.1	34.4	94.5	20	13.8	17.6	153.0
F03374	748	14.5	42.7	57.1	19.4	34.0	90.7	24	14.3	17.6	146.0
F03375	781	14.9	43.3	55.4	19.1	34.4	112.9	24	14.0	17.1	158.0
F03376	745	14.5	41.6	55.8	19.5	34.9	93.1	38	14.2	18.2	169.0
Number of females	6	6	6	6	6	6	6	6	6	6	6
Mean	769	14.6	42.5	55.3	19.1	34.4	98.9	24	14.0	17.8	155.6
S.D.	19	0.5	1.0	1.4	0.6	0.4	8.2	7	0.2	0.5	8.4
Significance				*	*						
Statistical method	DU	DU	DU	DU	DU	DU	DU	DU	DU	DU	DU

Significantly different from control group (*: P<0.05). (Continued)

DU: Analysis by Dunnett's test.

Appendix 38-2 (Continued) Individual hematological examination of female rats on termination of recovery period

(silane, ethenyltrimethoxy- group at 250 mg/kg)

Female No.	WBC	L	N	E	B	M
	$10^2/\mu L$	%	%	%	%	%
F03371	63	89	10	1	0	0
F03372	43	94	6	0	0	0
F03373	36	93	5	2	0	0
F03374	39	84	13	2	0	1
F03375	29	71	27	2	0	0
F03376	29	87	12	0	0	1
Number of females	6	6	6	6	6	6
Mean	40	86.3	12.2	1.2	0.0	0.3
S.D.	13	8.4	7.9	1.0	0.0	0.5
Significance						
Statistical method	DU	DU	DU	DU	UA	DU

DU: Analysis by Dunnett's test.

UA: Unable to be analyzed because the value in the treated group was the same as the value in the control group.

Appendix 38-3 Individual hematological examination of female rats on termination of recovery period

(silane, ethenyltrimethoxy- group at 1000 mg/kg)

Female No.	RBC	HGB	HCT	MCV	MCH	MCHC	PLT	RET	PT	APTT	Fbg
	$10^4/\mu L$	g/dL	%	fL	pg	g/dL	$10^4/\mu L$	‰	sec.	sec.	mg/dL
F04471	782	14.3	42.2	54.0	18.3	33.9	113.9	21	15.1	18.0	156.7
F04472	769	14.3	41.8	54.4	18.6	34.2	89.3	21	13.6	18.6	156.7
F04473	761	14.4	42.5	55.8	18.9	33.9	82.0	25	14.6	17.8	133.8
F04474	841	16.0	46.1	54.8	19.0	34.7	75.6	18	14.2	16.4	164.7
F04475	858	15.7	45.9	53.5	18.3	34.2	91.2	22	14.0	17.7	172.0
F04476	736	13.6	39.6	53.8	18.5	34.3	92.1	30	13.9	17.2	166.1
Number of females	6	6	6	6	6	6	6	6	6	6	6
Mean	791	14.7	43.0	54.4	18.6	34.2	90.7	23	14.2	17.6	158.3
S.D.	48	0.9	2.5	0.8	0.3	0.3	13.0	4	0.5	0.7	13.4
Significance	*			**	**	*					
Statistical method	DU	DU	DU	DU	DU	DU	DU	DU	DU	DU	DU

Significantly different from control group (*: P<0.05, **: P<0.01). (Continued)

DU: Analysis by Dunnett's test.

Appendix 38-3 (Continued) Individual hematological examination of female rats on termination of recovery period

(silane, ethenyltrimethoxy- group at 1000 mg/kg)

Female No.	WBC	L	N	E	B	M
	$10^2/\mu L$	%	%	%	%	%
F04471	50	97	3	0	0	0
F04472	27	93	6	1	0	0
F04473	45	93	6	1	0	0
F04474	39	80	19	1	0	0
F04475	46	87	12	0	0	1
F04476	25	83	15	1	0	1
Number of females	6	6	6	6	6	6
Mean	39	88.8	10.2	0.7	0.0	0.3
S.D.	10	6.6	6.2	0.5	0.0	0.5
Significance						
Statistical method	DU	DU	DU	DU	UA	DU

DU: Analysis by Dunnett's test.

UA: Unable to be analyzed because the value in the treated group was the same as the value in the control group.

Appendix 39-1 Individual blood chemical examination of male rats on termination of administration period

(Control group)

Male No.	AST IU/L	ALT IU/L	ALP IU/L	γ-GTP IU/L
M01101	76.8	34.4	307.0	0.02
M01102	98.1	28.2	361.5	0.20
M01103	71.2	26.8	330.1	0.21
M01104	85.7	30.5	398.0	0.09
M01105	98.8	32.5	287.1	0.33
M01106	88.9	38.6	400.4	0.37
Number of males	6	6	6	6
Mean	86.6	31.8	347.4	0.20
S.D.	11.1	4.3	47.2	0.13

(Continued)

Appendix 39-1 (Continued) Individual blood chemical examination of male rats on termination of administration period

(Control group)

Male No.	TP g/dL	Alb g/dL	A/G
M01101	5.61	2.93	1.10
M01102	5.61	2.90	1.07
M01103	5.64	2.90	1.06
M01104	5.72	2.94	1.06
M01105	5.97	3.13	1.10
M01106	5.29	2.70	1.05
Number of males	6	6	6
Mean	5.64	2.92	1.07
S.D.	0.22	0.14	0.02

(Continued)

Appendix 39-1 (Continued) Individual blood chemical examination of male rats on termination of administration period

(Control group)

Male No.	T-Bil mg/dL	UN mg/dL	CRE mg/dL	Glu mg/dL	T-Cho mg/dL	TG mg/dL
M01101	0.12	17.1	0.33	136.6	45.6	31.7
M01102	0.11	13.8	0.38	153.7	64.7	41.7
M01103	0.10	16.1	0.32	141.1	72.2	77.6
M01104	0.11	10.4	0.23	126.2	34.7	24.5
M01105	0.10	14.0	0.31	112.8	44.7	42.1
M01106	0.10	14.9	0.24	128.4	60.1	36.3
Number of males	6	6	6	6	6	6
Mean	0.11	14.4	0.30	133.1	53.7	42.3
S.D.	0.01	2.3	0.06	14.0	14.2	18.5

(Continued)

Appendix 39-1 (Continued) Individual blood chemical examination of male rats on termination of administration period

(Control group)

Male No.	Na mEq/L	K mEq/L	Cl mEq/L	Ca mg/dL	IP mg/dL
M01101	145.3	4.04	106.3	9.2	5.8
M01102	142.6	4.48	102.8	9.3	7.4
M01103	143.2	4.25	104.4	9.4	6.1
M01104	145.4	4.19	104.4	9.3	6.0
M01105	144.2	4.74	105.3	9.4	6.8
M01106	145.1	4.22	103.3	9.6	7.3
Number of males	6	6	6	6	6
Mean	144.3	4.32	104.4	9.4	6.6
S.D.	1.2	0.25	1.3	0.1	0.7

Appendix 39-2 Individual blood chemical examination of male rats on termination of administration period

(silane, ethenyltrimethoxy- group at 62.5 mg/kg)

Male No.	AST IU/L	ALT IU/L	ALP IU/L	γ-GTP IU/L
M02201	77.3	28.0	271.2	0.19
M02202	79.8	23.7	368.4	0.15
M02203	67.8	29.4	498.8	0.03
M02204	72.1	26.9	370.1	0.15
M02205	78.0	32.6	302.6	0.23
M02206	76.6	28.5	248.2	0.21
Number of males	6	6	6	6
Mean	75.3	28.2	343.2	0.16
S.D.	4.5	2.9	91.0	0.07
Significance				
Statistical method	DU	DU	DU	DT

DU: Analysis by Dunnett's test.
DT: Analysis by Dunnett type mean rank test.

(Continued)

Appendix 39-2 (Continued) Individual blood chemical examination of male rats on termination of administration period

(silane, ethenyltrimethoxy- group at 62.5 mg/kg)

Male No.	TP g/dL	Alb g/dL	A/G
M02201	5.40	2.83	1.10
M02202	5.16	2.67	1.07
M02203	5.39	2.79	1.07
M02204	5.59	2.93	1.11
M02205	5.73	2.89	1.02
M02206	5.19	2.42	0.88
Number of males	6	6	6
Mean	5.41	2.76	1.04
S.D.	0.22	0.19	0.09
Significance			
Statistical method	DU	DU	DU

DU: Analysis by Dunnett's test.

(Continued)

Appendix 39-2 (Continued) Individual blood chemical examination of male rats on termination of administration period

(silane, ethenyltrimethoxy- group at 62.5 mg/kg)

Male No.	T-Bil mg/dL	UN mg/dL	CRE mg/dL	Glu mg/dL	T-Cho mg/dL	TG mg/dL
M02201	0.10	15.8	0.39	141.9	44.3	43.7
M02202	0.09	12.8	0.26	129.4	50.5	21.1
M02203	0.10	12.2	0.28	128.5	43.2	33.6
M02204	0.12	14.8	0.29	113.2	47.4	26.8
M02205	0.14	12.5	0.30	106.5	55.2	67.1
M02206	0.12	11.7	0.25	111.2	50.2	15.7
Number of males	6	6	6	6	6	6
Mean	0.11	13.3	0.30	121.8	48.5	34.7
S.D.	0.02	1.6	0.05	13.6	4.4	18.7
Significance						
Statistical method	DU	DT	DU	DU	DU	DU

DU: Analysis by Dunnett's test.
DT: Analysis by Dunnett type mean rank test.

(Continued)

Appendix 39-2 (Continued) Individual blood chemical examination of male rats on termination of administration period

(silane, ethenyltrimethoxy- group at 62.5 mg/kg)

Male No.	Na mEq/L	K mEq/L	Cl mEq/L	Ca mg/dL	IP mg/dL
M02201	143.6	4.09	105.5	8.8	6.2
M02202	143.1	4.43	105.9	8.9	6.3
M02203	145.2	4.29	106.4	9.7	6.5
M02204	144.8	4.28	107.4	9.4	6.4
M02205	146.4	4.12	106.1	9.9	6.6
M02206	145.3	4.28	106.5	9.1	6.7
Number of males	6	6	6	6	6
Mean	144.7	4.25	106.3	9.3	6.5
S.D.	1.2	0.13	0.6	0.4	0.2
Significance			*		
Statistical method	DU	DU	DU	DU	DT

Significantly different from control group (*: P<0.05).
DU: Analysis by Dunnett's test.
DT: Analysis by Dunnett type mean rank test.

Appendix 39-3 Individual blood chemical examination of male rats on termination of administration period

(silane, ethenyltrimethoxy- group at 250 mg/kg)

Male No.	AST IU/L	ALT IU/L	ALP IU/L	γ-GTP IU/L
M03301	83.4	29.4	254.4	0.16
M03302	65.5	25.4	288.2	0.52
M03303	76.2	37.0	361.2	0.28
M03304	79.9	31.0	369.2	0.26
M03305	78.7	29.4	217.2	0.31
M03306	64.3	21.2	337.4	0.23
Number of males	6	6	6	6
Mean	74.7	28.9	304.6	0.29
S.D.	7.9	5.3	61.4	0.12
Significance	*			
Statistical method	DU	DU	DU	DT

Significantly different from control group (*: P<0.05). (Continued)

DU: Analysis by Dunnett's test.

DT: Analysis by Dunnett type mean rank test.

Appendix 39-3 (Continued) Individual blood chemical examination of male rats on termination of administration period

(silane, ethenyltrimethoxy- group at 250 mg/kg)

Male No.	TP g/dL	Alb g/dL	A/G
M03301	5.37	2.69	1.00
M03302	5.46	2.67	0.96
M03303	5.33	2.69	1.02
M03304	5.66	3.08	1.20
M03305	5.17	2.63	1.04
M03306	5.70	2.95	1.07
Number of males	6	6	6
Mean	5.45	2.79	1.05
S.D.	0.20	0.18	0.08
Significance			
Statistical method	DU	DU	DU

DU: Analysis by Dunnett's test.

(Continued)

Appendix 39-3 (Continued) Individual blood chemical examination of male rats on termination of administration period

(silane, ethenyltrimethoxy- group at 250 mg/kg)

Male No.	T-Bil mg/dL	UN mg/dL	CRE mg/dL	Glu mg/dL	T-Cho mg/dL	TG mg/dL
M03301	0.09	15.8	0.32	143.6	43.8	24.5
M03302	0.12	15.1	0.30	120.4	66.0	34.9
M03303	0.11	17.7	0.29	127.8	69.8	41.7
M03304	0.12	14.6	0.28	121.7	45.4	37.5
M03305	0.10	18.3	0.29	142.6	53.6	45.3
M03306	0.13	14.8	0.22	126.6	65.9	65.5
Number of males	6	6	6	6	6	6
Mean	0.11	16.1	0.28	130.5	57.4	41.6
S.D.	0.01	1.6	0.03	10.2	11.3	13.7
Significance						
Statistical method	DU	DT	DU	DU	DU	DU

DU: Analysis by Dunnett's test.
DT: Analysis by Dunnett type mean rank test.

(Continued)

Appendix 39-3 (Continued) Individual blood chemical examination of male rats on termination of administration period

(silane, ethenyltrimethoxy- group at 250 mg/kg)

Male No.	Na mEq/L	K mEq/L	Cl mEq/L	Ca mg/dL	IP mg/dL
M03301	144.0	4.42	105.7	8.8	7.3
M03302	142.7	4.32	105.3	9.3	6.5
M03303	143.6	4.17	104.9	9.1	5.8
M03304	146.2	4.26	105.8	9.4	6.5
M03305	145.9	4.43	104.7	9.2	7.0
M03306	143.6	4.24	101.7	10.1	6.7
Number of males	6	6	6	6	6
Mean	144.3	4.31	104.7	9.3	6.6
S.D.	1.4	0.10	1.5	0.4	0.5
Significance					
Statistical method	DU	DU	DU	DU	DT

DU: Analysis by Dunnett's test.
DT: Analysis by Dunnett type mean rank test.

Appendix 39-4 Individual blood chemical examination of male rats on termination of administration period

(silane, ethenyltrimethoxy- group at 1000 mg/kg)

Male No.	AST IU/L	ALT IU/L	ALP IU/L	γ-GTP IU/L
M04401	Death on Day 16 of administration			
M04402	66.0	28.5	233.2	1.22
M04403	75.8	34.2	296.0	1.05
M04404	64.4	46.1	299.0	0.89
M04405	70.2	33.1	425.6	0.39
M04406	76.9	36.5	236.0	0.73
Number of males	5	5	5	5
Mean	70.7	35.7	298.0	0.86
S.D.	5.6	6.5	78.0	0.32
Significance	**			*
Statistical method	DU	DU	DU	DT

Significantly different from control group (*: P<0.05, **: P<0.01). (Continued)

DU: Analysis by Dunnett's test.

DT: Analysis by Dunnett type mean rank test.

Appendix 39-4 (Continued) Individual blood chemical examination of male rats on termination of administration period

(silane, ethenyltrimethoxy- group at 1000 mg/kg)

Male No.	TP g/dL	Alb g/dL	A/G
M04401	Death on Day 16 of administration		
M04402	5.03	2.39	0.91
M04403	5.24	2.49	0.90
M04404	4.62	2.16	0.88
M04405	4.96	2.48	1.00
M04406	4.94	2.58	1.09
Number of males	5	5	5
Mean	4.96	2.42	0.96
S.D.	0.22	0.16	0.09
Significance	**	**	*
Statistical method	DU	DU	DU

Significantly different from control group (*: P<0.05, **: P<0.01). (Continued)
DU: Analysis by Dunnett's test.

Appendix 39-4 (Continued) Individual blood chemical examination of male rats on termination of administration period

(silane, ethenyltrimethoxy- group at 1000 mg/kg)

Male No.	T-Bil mg/dL	UN mg/dL	CRE mg/dL	Glu mg/dL	T-Cho mg/dL	TG mg/dL
M04401	Death on Day 16 of administration					
M04402	0.09	33.6	0.58	143.8	70.6	25.1
M04403	0.10	32.7	0.46	130.4	55.0	25.0
M04404	0.09	26.5	0.45	114.6	52.7	125.8
M04405	0.09	19.0	0.29	119.0	57.5	49.7
M04406	0.10	20.5	0.33	125.8	58.9	79.2
Number of males	5	5	5	5	5	5
Mean	0.09	26.5	0.42	126.7	58.9	61.0
S.D.	0.01	6.7	0.12	11.3	6.9	42.6
Significance		*	*			
Statistical method	DU	DT	DU	DU	DU	DU

Significantly different from control group (*: P<0.05). (Continued)

DU: Analysis by Dunnett's test.

DT: Analysis by Dunnett type mean rank test.

Appendix 39-4 (Continued) Individual blood chemical examination of male rats on termination of administration period

(silane, ethenyltrimethoxy- group at 1000 mg/kg)

Male No.	Na mEq/L	K mEq/L	Cl mEq/L	Ca mg/dL	IP mg/dL
M04401	Death on Day 16 of administration				
M04402	142.5	3.78	106.3	9.3	6.7
M04403	143.9	3.67	105.8	9.9	6.6
M04404	144.2	3.62	105.2	9.3	6.7
M04405	143.6	4.12	104.9	9.2	6.7
M04406	143.9	4.24	103.1	9.2	6.5
Number of males	5	5	5	5	5
Mean	143.6	3.89	105.1	9.4	6.6
S.D.	0.7	0.28	1.2	0.3	0.1
Significance		**			
Statistical method	DU	DU	DU	DU	DT

Significantly different from control group (**: P<0.01).
DU: Analysis by Dunnett's test.
DT: Analysis by Dunnett type mean rank test.

Appendix 40-1 Individual blood chemical examination of female rats on termination of administration period

(Control group)

Female No.	AST IU/L	ALT IU/L	ALP IU/L	γ-GTP IU/L
F01151	89.3	27.6	310.5	0.48
F01152	121.4	24.0	153.3	0.67
F01153	100.1	26.3	180.5	0.29
F01154	72.8	21.3	189.0	0.45
F01155	77.4	25.1	175.9	0.00
F01156	75.5	20.1	233.1	0.22
Number of females	6	6	6	6
Mean	89.4	24.1	207.1	0.35
S.D.	18.7	2.9	57.0	0.23

(Continued)

Appendix 40-1 (Continued) Individual blood chemical examination of female rats on termination of administration period

(Control group)

Female No.	TP g/dL	Alb g/dL	A/G
F01151	6.33	3.24	1.05
F01152	6.14	3.20	1.09
F01153	6.22	3.00	0.93
F01154	6.07	3.11	1.05
F01155	6.31	3.07	0.95
F01156	6.19	3.26	1.11
Number of females	6	6	6
Mean	6.21	3.15	1.03
S.D.	0.10	0.10	0.07

(Continued)

Appendix 40-1 (Continued) Individual blood chemical examination of female rats on termination of administration period

(Control group)

Female No.	T-Bil mg/dL	UN mg/dL	CRE mg/dL	Glu mg/dL	T-Cho mg/dL	TG mg/dL
F01151	0.11	19.6	0.38	116.4	63.4	25.0
F01152	0.12	17.1	0.30	120.6	75.1	25.1
F01153	0.12	22.1	0.39	113.9	64.6	33.2
F01154	0.13	19.4	0.38	120.1	65.2	38.1
F01155	0.13	24.6	0.47	116.5	79.8	35.2
F01156	0.12	16.2	0.34	113.0	71.4	31.2
Number of females	6	6	6	6	6	6
Mean	0.12	19.8	0.38	116.8	69.9	31.3
S.D.	0.01	3.1	0.06	3.1	6.6	5.4

(Continued)

Appendix 40-1 (Continued) Individual blood chemical examination of female rats on termination of administration period

(Control group)

Female No.	Na mEq/L	K mEq/L	Cl mEq/L	Ca mg/dL	IP mg/dL
F01151	141.0	3.90	105.2	10.1	6.3
F01152	139.3	4.27	102.6	9.7	6.8
F01153	141.5	3.90	106.5	10.2	6.9
F01154	142.0	4.08	105.8	10.3	6.7
F01155	143.5	3.91	106.9	10.4	6.1
F01156	140.9	4.04	104.1	10.5	7.8
Number of females	6	6	6	6	6
Mean	141.4	4.02	105.2	10.2	6.8
S.D.	1.4	0.15	1.6	0.3	0.6

Appendix 40-2 Individual blood chemical examination of female rats on termination of administration period

(silane, ethenyltrimethoxy- group at 62.5 mg/kg)

Female No.	AST IU/L	ALT IU/L	ALP IU/L	γ-GTP IU/L
F02251	83.1	24.0	203.7	0.27
F02253	95.0	19.9	249.0	0.55
F02254	109.1	23.3	204.0	0.26
F02255	87.8	26.2	225.4	0.62
F02256	98.7	28.1	148.6	0.26
F02257	80.2	20.7	141.1	0.27
Number of females	6	6	6	6
Mean	92.3	23.7	195.3	0.37
S.D.	10.8	3.1	42.6	0.17
Significance				
Statistical method	DU	DU	DU	DU

DU: Analysis by Dunnett's test.

(Continued)

Appendix 40-2 (Continued) Individual blood chemical examination of female rats on termination of administration period

(silane, ethenyltrimethoxy- group at 62.5 mg/kg)

Female No.	TP g/dL	Alb g/dL	A/G
F02251	6.00	3.10	1.07
F02253	5.61	2.93	1.10
F02254	6.45	3.17	0.97
F02255	6.20	3.10	1.00
F02256	5.94	3.04	1.05
F02257	6.07	3.30	1.19
Number of females	6	6	6
Mean	6.05	3.11	1.06
S.D.	0.28	0.12	0.08
Significance			
Statistical method	DU	DU	DU

DU: Analysis by Dunnett's test.

(Continued)

Appendix 40-2 (Continued) Individual blood chemical examination of female rats on termination of administration period

(silane, ethenyltrimethoxy- group at 62.5 mg/kg)

Female No.	T-Bil mg/dL	UN mg/dL	CRE mg/dL	Glu mg/dL	T-Cho mg/dL	TG mg/dL
F02251	0.13	20.7	0.40	125.3	71.1	26.8
F02253	0.10	23.0	0.41	129.5	67.8	28.8
F02254	0.11	12.1	0.35	137.0	67.1	45.8
F02255	0.11	20.9	0.40	112.7	54.1	16.9
F02256	0.11	20.8	0.32	108.8	60.7	25.6
F02257	0.12	21.2	0.34	108.8	72.2	37.6
Number of females	6	6	6	6	6	6
Mean	0.11	19.8	0.37	120.4	65.5	30.3
S.D.	0.01	3.9	0.04	11.9	6.9	10.1
Significance						
Statistical method	DU	DU	DU	DU	DU	DU

DU: Analysis by Dunnett's test.

(Continued)

Appendix 40-2 (Continued) Individual blood chemical examination of female rats on termination of administration period

(silane, ethenyltrimethoxy- group at 62.5 mg/kg)

Female No.	Na mEq/L	K mEq/L	Cl mEq/L	Ca mg/dL	IP mg/dL
F02251	141.9	3.93	103.7	10.5	9.0
F02253	139.8	4.00	103.2	9.7	7.9
F02254	140.9	4.20	104.7	9.9	4.9
F02255	141.5	4.29	106.4	10.5	7.9
F02256	141.3	4.07	105.0	10.1	7.0
F02257	141.6	4.04	104.2	10.7	7.4
Number of females	6	6	6	6	6
Mean	141.2	4.09	104.5	10.2	7.4
S.D.	0.7	0.13	1.1	0.4	1.4
Significance					
Statistical method	DU	DU	DU	DU	DU

DU: Analysis by Dunnett's test.

Appendix 40-3 Individual blood chemical examination of female rats on termination of administration period

(silane, ethenyltrimethoxy- group at 250 mg/kg)

Female No.	AST IU/L	ALT IU/L	ALP IU/L	γ-GTP IU/L
F03351	115.8	30.0	248.9	0.56
F03353	84.1	22.1	103.2	0.49
F03354	104.9	31.5	186.6	0.84
F03355	76.4	19.9	236.6	0.28
F03356	78.7	24.3	194.5	0.28
F03357	69.1	25.0	192.9	0.64
Number of females	6	6	6	6
Mean	88.2	25.5	193.8	0.52
S.D.	18.2	4.5	51.2	0.22
Significance				
Statistical method	DU	DU	DU	DU

DU: Analysis by Dunnett's test.

(Continued)

Appendix 40-3 (Continued) Individual blood chemical examination of female rats on termination of administration period

(silane, ethenyltrimethoxy- group at 250 mg/kg)

Female No.	TP g/dL	Alb g/dL	A/G
F03351	6.31	3.34	1.13
F03353	6.21	3.26	1.11
F03354	5.73	2.84	0.98
F03355	6.15	3.20	1.09
F03356	5.82	3.00	1.07
F03357	6.01	2.79	0.87
Number of females	6	6	6
Mean	6.04	3.07	1.04
S.D.	0.23	0.23	0.10
Significance			
Statistical method	DU	DU	DU

DU: Analysis by Dunnett's test.

(Continued)

Appendix 40-3 (Continued) Individual blood chemical examination of female rats on termination of administration period

(silane, ethenyltrimethoxy- group at 250 mg/kg)

Female No.	T-Bil mg/dL	UN mg/dL	CRE mg/dL	Glu mg/dL	T-Cho mg/dL	TG mg/dL
F03351	0.10	18.3	0.35	114.3	59.0	28.4
F03353	0.10	17.0	0.34	127.0	55.0	26.3
F03354	0.11	16.8	0.35	106.8	34.9	21.5
F03355	0.12	16.4	0.34	113.0	70.5	31.7
F03356	0.10	18.0	0.36	117.7	56.8	12.5
F03357	0.12	24.3	0.41	117.0	74.4	17.0
Number of females	6	6	6	6	6	6
Mean	0.11	18.5	0.36	116.0	58.4	22.9
S.D.	0.01	2.9	0.03	6.7	13.9	7.3
Significance						
Statistical method	DU	DU	DU	DU	DU	DU

DU: Analysis by Dunnett's test.

(Continued)

Appendix 40-3 (Continued) Individual blood chemical examination of female rats on termination of administration period

(silane, ethenyltrimethoxy- group at 250 mg/kg)

Female No.	Na mEq/L	K mEq/L	Cl mEq/L	Ca mg/dL	IP mg/dL
F03351	140.6	4.05	105.4	9.9	7.5
F03353	140.7	4.12	105.8	10.2	6.9
F03354	141.9	4.05	107.0	10.3	6.5
F03355	140.4	4.03	103.9	10.3	7.7
F03356	143.5	4.20	105.5	10.3	7.3
F03357	143.0	4.11	103.2	11.5	8.0
Number of females	6	6	6	6	6
Mean	141.7	4.09	105.1	10.4	7.3
S.D.	1.3	0.06	1.4	0.6	0.5
Significance					
Statistical method	DU	DU	DU	DU	DU

DU: Analysis by Dunnett's test.

Appendix 40-4 Individual blood chemical examination of female rats on termination of administration period

(silane, ethenyltrimethoxy- group at 1000 mg/kg)

Female No.	AST IU/L	ALT IU/L	ALP IU/L	γ-GTP IU/L
F04451	68.7	22.6	184.2	0.75
F04453	86.5	29.3	177.0	0.66
F04454	74.9	25.4	176.9	0.84
F04456	93.2	27.7	274.2	0.69
F04457	73.9	30.6	208.7	0.00
F04458	73.6	26.8	150.9	0.44
Number of females	6	6	6	6
Mean	78.5	27.1	195.3	0.56
S.D.	9.3	2.9	42.8	0.31
Significance				
Statistical method	DU	DU	DU	DU

DU: Analysis by Dunnett's test.

(Continued)

Appendix 40-4 (Continued) Individual blood chemical examination of female rats on termination of administration period

(silane, ethenyltrimethoxy- group at 1000 mg/kg)

Female No.	TP g/dL	Alb g/dL	A/G
F04451	5.84	3.13	1.16
F04453	5.91	3.16	1.15
F04454	5.55	2.77	1.00
F04456	5.92	3.01	1.04
F04457	5.46	2.79	1.05
F04458	5.71	3.08	1.17
Number of females	6	6	6
Mean	5.73	2.99	1.10
S.D.	0.19	0.17	0.07
Significance	**		
Statistical method	DU	DU	DU

Significantly different from control group (**: P<0.01). (Continued)

DU: Analysis by Dunnett's test.

Appendix 40-4 (Continued) Individual blood chemical examination of female rats on termination of administration period

(silane, ethenyltrimethoxy- group at 1000 mg/kg)

Female No.	T-Bil mg/dL	UN mg/dL	CRE mg/dL	Glu mg/dL	T-Cho mg/dL	TG mg/dL
F04451	0.11	19.9	0.38	127.9	57.8	28.1
F04453	0.08	19.0	0.31	105.9	67.6	18.9
F04454	0.10	25.6	0.35	130.8	69.3	21.2
F04456	0.11	24.7	0.41	123.5	60.8	16.5
F04457	0.11	26.0	0.37	106.2	76.9	11.5
F04458	0.09	19.2	0.35	122.0	49.6	15.5
Number of females	6	6	6	6	6	6
Mean	0.10	22.4	0.36	119.4	63.7	18.6
S.D.	0.01	3.4	0.03	10.8	9.6	5.7
Significance	**					*
Statistical method	DU	DU	DU	DU	DU	DU

Significantly different from control group (*: P<0.05, **: P<0.01). (Continued)

DU: Analysis by Dunnett's test.

Appendix 40-4 (Continued) Individual blood chemical examination of female rats on termination of administration period

(silane, ethenyltrimethoxy- group at 1000 mg/kg)

Female No.	Na mEq/L	K mEq/L	Cl mEq/L	Ca mg/dL	IP mg/dL
F04451	139.7	3.87	103.6	10.4	7.9
F04453	140.1	3.98	106.3	9.8	8.7
F04454	142.1	4.16	105.1	10.3	9.7
F04456	141.3	3.95	108.3	9.8	5.8
F04457	140.8	4.16	108.2	9.5	7.5
F04458	140.4	3.67	105.8	9.9	7.6
Number of females	6	6	6	6	6
Mean	140.7	3.97	106.2	10.0	7.9
S.D.	0.9	0.19	1.8	0.3	1.3
Significance					
Statistical method	DU	DU	DU	DU	DU

DU: Analysis by Dunnett's test.

Appendix 41-1 Individual blood chemical examination of male rats on termination of recovery period

(Control group)

Male No.	AST IU/L	ALT IU/L	ALP IU/L	γ-GTP IU/L
M01107	67.0	22.6	370.4	0.17
M01108	96.4	36.3	443.4	0.34
M01109	71.3	28.6	280.4	0.36
M01110	69.5	31.2	269.6	0.25
M01111	74.4	22.1	306.2	0.24
M01112	76.4	26.5	311.7	0.25
Number of males	6	6	6	6
Mean	75.8	27.9	330.3	0.27
S.D.	10.6	5.4	65.6	0.07

(Continued)

Appendix 41-1 (Continued) Individual blood chemical examination of male rats on termination of recovery period

(Control group)

Male No.	TP g/dL	Alb g/dL	A/G
M01107	5.75	2.85	0.98
M01108	5.63	2.69	0.91
M01109	5.32	2.69	1.02
M01110	6.01	2.83	0.89
M01111	5.73	2.73	0.91
M01112	5.58	2.70	0.94
Number of males	6	6	6
Mean	5.67	2.75	0.94
S.D.	0.23	0.07	0.05

(Continued)

Appendix 41-1 (Continued) Individual blood chemical examination of male rats on termination of recovery period

(Control group)

Male No.	T-Bil mg/dL	UN mg/dL	CRE mg/dL	Glu mg/dL	T-Cho mg/dL	TG mg/dL
M01107	0.13	17.9	0.34	129.1	72.6	42.9
M01108	0.11	17.5	0.33	142.6	53.8	51.5
M01109	0.11	15.9	0.33	127.6	57.7	29.7
M01110	0.12	15.7	0.30	120.9	64.7	65.0
M01111	0.13	18.0	0.30	137.0	74.3	75.3
M01112	0.12	12.2	0.25	115.0	53.4	39.8
Number of males	6	6	6	6	6	6
Mean	0.12	16.2	0.31	128.7	62.8	50.7
S.D.	0.01	2.2	0.03	10.1	9.2	16.9

(Continued)

Appendix 41-1 (Continued) Individual blood chemical examination of male rats on termination of recovery period

(Control group)

Male No.	Na mEq/L	K mEq/L	Cl mEq/L	Ca mg/dL	IP mg/dL
M01107	144.4	4.05	103.9	9.4	6.2
M01108	142.0	4.53	104.1	9.2	6.4
M01109	143.9	4.36	105.3	9.1	6.6
M01110	143.7	4.50	103.6	9.6	5.7
M01111	143.6	4.60	104.5	9.7	7.0
M01112	143.8	4.30	105.4	9.4	6.5
Number of males	6	6	6	6	6
Mean	143.6	4.39	104.5	9.4	6.4
S.D.	0.8	0.20	0.7	0.2	0.4

Appendix 41-2 Individual blood chemical examination of male rats on termination of recovery period

(silane, ethenyltrimethoxy- group at 62.5 mg/kg)

Male No.	AST IU/L	ALT IU/L	ALP IU/L	γ-GTP IU/L
M02207	88.9	34.7	305.3	0.09
M02208	86.1	34.8	347.4	0.46
M02209	66.2	27.1	295.7	0.15
M02210	68.3	24.5	286.0	0.14
M02211	91.2	35.0	396.2	0.03
M02212	87.0	35.6	460.9	0.13
Number of males	6	6	6	6
Mean	81.3	32.0	348.6	0.17
S.D.	11.0	4.8	68.5	0.15
Significance				
Statistical method	DU	DU	DU	DU

DU: Analysis by Dunnett's test.

(Continued)

Appendix 41-2 (Continued) Individual blood chemical examination of male rats on termination of recovery period

(silane, ethenyltrimethoxy- group at 62.5 mg/kg)

Male No.	TP g/dL	Alb g/dL	A/G
M02207	5.40	2.72	1.01
M02208	5.76	2.82	0.96
M02209	5.41	2.79	1.06
M02210	5.30	2.62	0.98
M02211	5.25	2.73	1.08
M02212	5.63	2.82	1.00
Number of males	6	6	6
Mean	5.46	2.75	1.02
S.D.	0.20	0.08	0.05
Significance			
Statistical method	DU	DU	DU

DU: Analysis by Dunnett's test.

(Continued)

Appendix 41-2 (Continued) Individual blood chemical examination of male rats on termination of recovery period

(silane, ethenyltrimethoxy- group at 62.5 mg/kg)

Male No.	T-Bil mg/dL	UN mg/dL	CRE mg/dL	Glu mg/dL	T-Cho mg/dL	TG mg/dL
M02207	0.12	15.5	0.29	127.4	42.4	20.6
M02208	0.13	14.5	0.33	154.7	55.6	40.7
M02209	0.09	15.0	0.31	122.4	43.8	32.3
M02210	0.11	15.1	0.28	149.0	59.0	49.2
M02211	0.10	15.8	0.28	125.6	52.4	73.3
M02212	0.12	17.0	0.26	151.7	58.0	80.7
Number of males	6	6	6	6	6	6
Mean	0.11	15.5	0.29	138.5	51.9	49.5
S.D.	0.01	0.9	0.02	14.8	7.2	23.4
Significance						
Statistical method	DU	DT	DU	DU	DU	DU

DU: Analysis by Dunnett's test.
DT: Analysis by Dunnett type mean rank test.

(Continued)

Appendix 41-2 (Continued) Individual blood chemical examination of male rats on termination of recovery period

(silane, ethenyltrimethoxy- group at 62.5 mg/kg)

Male No.	Na mEq/L	K mEq/L	Cl mEq/L	Ca mg/dL	IP mg/dL
M02207	143.6	4.41	104.0	9.1	7.6
M02208	142.2	4.42	103.1	9.3	6.8
M02209	143.2	4.21	105.7	9.0	6.6
M02210	144.1	4.65	105.4	9.4	6.9
M02211	146.6	4.30	106.5	9.5	7.1
M02212	143.2	4.48	104.3	9.2	6.7
Number of males	6	6	6	6	6
Mean	143.8	4.41	104.8	9.3	7.0
S.D.	1.5	0.15	1.3	0.2	0.4
Significance					
Statistical method	DU	DU	DU	DU	DU

DU: Analysis by Dunnett's test.

Appendix 41-3 Individual blood chemical examination of male rats on termination of recovery period

(silane, ethenyltrimethoxy- group at 250 mg/kg)

Male No.	AST IU/L	ALT IU/L	ALP IU/L	γ-GTP IU/L
M03307	72.5	24.1	265.1	0.20
M03308	85.9	34.1	487.8	0.41
M03309	80.6	32.9	351.3	0.17
M03310	80.8	29.5	382.2	0.23
M03311	75.1	26.3	350.8	0.19
M03312	77.8	25.5	253.8	0.34
Number of males	6	6	6	6
Mean	78.8	28.7	348.5	0.26
S.D.	4.7	4.1	85.4	0.10
Significance				
Statistical method	DU	DU	DU	DU

DU: Analysis by Dunnett's test.

(Continued)

Appendix 41-3 (Continued) Individual blood chemical examination of male rats on termination of recovery period

(silane, ethenyltrimethoxy- group at 250 mg/kg)

Male No.	TP g/dL	Alb g/dL	A/G
M03307	5.42	2.74	1.02
M03308	5.64	2.90	1.06
M03309	5.46	2.73	1.00
M03310	5.53	2.80	1.02
M03311	5.22	2.66	1.04
M03312	5.75	2.76	0.92
Number of males	6	6	6
Mean	5.50	2.77	1.01
S.D.	0.18	0.08	0.05
Significance			
Statistical method	DU	DU	DU

DU: Analysis by Dunnett's test.

(Continued)

Appendix 41-3 (Continued) Individual blood chemical examination of male rats on termination of recovery period

(silane, ethenyltrimethoxy- group at 250 mg/kg)

Male No.	T-Bil mg/dL	UN mg/dL	CRE mg/dL	Glu mg/dL	T-Cho mg/dL	TG mg/dL
M03307	0.11	17.1	0.30	129.2	39.2	54.0
M03308	0.13	16.5	0.36	128.8	52.3	28.3
M03309	0.10	15.6	0.30	135.0	79.1	28.9
M03310	0.13	16.1	0.32	126.2	53.4	30.8
M03311	0.12	16.7	0.29	118.5	56.5	25.9
M03312	0.13	14.0	0.28	133.5	59.0	29.4
Number of males	6	6	6	6	6	6
Mean	0.12	16.0	0.31	128.5	56.6	32.9
S.D.	0.01	1.1	0.03	5.9	13.0	10.5
Significance						
Statistical method	DU	DT	DU	DU	DU	DU

DU: Analysis by Dunnett's test.
DT: Analysis by Dunnett type mean rank test.

(Continued)

Appendix 41-3 (Continued) Individual blood chemical examination of male rats on termination of recovery period

(silane, ethenyltrimethoxy- group at 250 mg/kg)

Male No.	Na mEq/L	K mEq/L	Cl mEq/L	Ca mg/dL	IP mg/dL
M03307	143.4	4.34	104.6	9.1	6.4
M03308	141.6	4.58	103.9	9.1	6.6
M03309	143.6	4.35	104.5	9.5	6.0
M03310	143.2	4.48	104.4	9.2	6.6
M03311	143.4	4.48	105.5	9.4	7.2
M03312	143.9	4.32	104.4	9.6	6.3
Number of males	6	6	6	6	6
Mean	143.2	4.43	104.6	9.3	6.5
S.D.	0.8	0.10	0.5	0.2	0.4
Significance					
Statistical method	DU	DU	DU	DU	DU

DU: Analysis by Dunnett's test.

Appendix 41-4 Individual blood chemical examination of male rats on termination of recovery period

(silane, ethenyltrimethoxy- group at 1000 mg/kg)

Male No.	AST IU/L	ALT IU/L	ALP IU/L	γ-GTP IU/L
M04407	79.6	35.4	513.2	0.37
M04408	88.3	30.5	312.9	0.46
M04409	115.0	28.8	280.1	0.33
M04410	73.9	23.2	460.9	0.37
M04411	74.9	29.8	353.4	0.79
M04412	Death on Day 17 of administration			
Number of males	5	5	5	5
Mean	86.3	29.5	384.1	0.46
S.D.	17.0	4.4	99.2	0.19
Significance				
Statistical method	DU	DU	DU	DU

DU: Analysis by Dunnett's test.

(Continued)

Appendix 41-4 (Continued) Individual blood chemical examination of male rats on termination of recovery period

(silane, ethenyltrimethoxy- group at 1000 mg/kg)

Male No.	TP g/dL	Alb g/dL	A/G
M04407	4.97	2.73	1.22
M04408	5.24	2.72	1.08
M04409	4.90	2.56	1.09
M04410	5.29	2.73	1.07
M04411	5.07	2.56	1.02
M04412	Death on Day 17 of administration		
Number of males	5	5	5
Mean	5.09	2.66	1.10
S.D.	0.17	0.09	0.07
Significance	**		**
Statistical method	DU	DU	DU

Significantly different from control group (**: P<0.01). (Continued)

DU: Analysis by Dunnett's test.

Appendix 41-4 (Continued) Individual blood chemical examination of male rats on termination of recovery period

(silane, ethenyltrimethoxy- group at 1000 mg/kg)

Male No.	T-Bil mg/dL	UN mg/dL	CRE mg/dL	Glu mg/dL	T-Cho mg/dL	TG mg/dL
M04407	0.12	17.4	0.33	125.7	50.2	21.1
M04408	0.11	17.7	0.31	132.1	68.9	56.9
M04409	0.09	22.1	0.33	114.7	55.0	16.6
M04410	0.13	15.5	0.34	111.8	64.2	46.5
M04411	0.10	25.8	0.37	114.6	65.3	31.3
M04412	Death on Day 17 of administration					
Number of males	5	5	5	5	5	5
Mean	0.11	19.7	0.34	119.8	60.7	34.5
S.D.	0.02	4.2	0.02	8.7	7.8	17.0
Significance						
Statistical method	DU	DT	DU	DU	DU	DU

DU: Analysis by Dunnett's test.
DT: Analysis by Dunnett type mean rank test.

(Continued)

Appendix 41-4 (Continued) Individual blood chemical examination of male rats on termination of recovery period

(silane, ethenyltrimethoxy- group at 1000 mg/kg)

Male No.	Na mEq/L	K mEq/L	Cl mEq/L	Ca mg/dL	IP mg/dL
M04407	143.7	4.44	105.9	8.8	7.2
M04408	142.2	4.25	103.8	8.8	6.6
M04409	145.6	4.54	106.7	9.0	7.5
M04410	143.6	4.59	106.6	9.1	6.9
M04411	146.4	4.08	108.5	9.6	7.3
M04412	Death on Day 17 of administration				
Number of males	5	5	5	5	5
Mean	144.3	4.38	106.3	9.1	7.1
S.D.	1.7	0.21	1.7	0.3	0.4
Significance			*		*
Statistical method	DU	DU	DU	DU	DU

Significantly different from control group (*: P<0.05).
DU: Analysis by Dunnett's test.

Appendix 42-1 Individual blood chemical examination of female rats on termination of recovery period

(Control group)

Female No.	AST IU/L	ALT IU/L	ALP IU/L	γ-GTP IU/L
F01171	76.5	32.0	116.7	0.60
F01172	61.4	21.9	150.0	0.56
F01173	74.3	17.7	110.8	0.39
F01174	114.8	45.2	86.5	0.13
F01175	57.7	20.8	152.5	0.27
F01176	79.3	28.4	101.9	0.21
Number of females	6	6	6	6
Mean	77.3	27.7	119.7	0.36
S.D.	20.3	10.1	26.5	0.19

(Continued)

Appendix 42-1 (Continued) Individual blood chemical examination of female rats on termination of recovery period

(Control group)

Female No.	TP g/dL	Alb g/dL	A/G
F01171	6.21	3.42	1.23
F01172	6.00	3.29	1.22
F01173	5.85	3.32	1.31
F01174	6.84	3.96	1.38
F01175	6.76	3.84	1.31
F01176	6.44	3.73	1.38
Number of females	6	6	6
Mean	6.35	3.59	1.31
S.D.	0.40	0.29	0.07

(Continued)

Appendix 42-1 (Continued) Individual blood chemical examination of female rats on termination of recovery period

(Control group)

Female No.	T-Bil mg/dL	UN mg/dL	CRE mg/dL	Glu mg/dL	T-Cho mg/dL	TG mg/dL
F01171	0.13	19.0	0.39	132.4	79.7	67.2
F01172	0.16	19.9	0.44	131.5	75.7	25.3
F01173	0.12	16.9	0.36	123.1	53.3	24.9
F01174	0.16	21.6	0.38	128.7	80.4	59.4
F01175	0.15	17.7	0.35	137.0	79.3	23.4
F01176	0.16	15.5	0.41	130.3	83.1	30.6
Number of females	6	6	6	6	6	6
Mean	0.15	18.4	0.39	130.5	75.3	38.5
S.D.	0.02	2.2	0.03	4.6	11.0	19.5

(Continued)

Appendix 42-1 (Continued) Individual blood chemical examination of female rats on termination of recovery period

(Control group)

Female No.	Na mEq/L	K mEq/L	Cl mEq/L	Ca mg/dL	IP mg/dL
F01171	141.0	3.93	104.4	9.9	4.2
F01172	143.5	3.95	105.1	9.5	5.0
F01173	143.9	3.85	105.8	9.2	5.1
F01174	143.0	3.95	104.4	10.1	4.5
F01175	141.4	4.02	103.7	9.8	4.1
F01176	143.0	4.04	104.9	9.9	4.9
Number of females	6	6	6	6	6
Mean	142.6	3.96	104.7	9.7	4.6
S.D.	1.2	0.07	0.7	0.3	0.4

Appendix 42-2 Individual blood chemical examination of female rats on termination of recovery period

(silane, ethenyltrimethoxy- group at 250 mg/kg)

Female No.	AST IU/L	ALT IU/L	ALP IU/L	γ-GTP IU/L
F03371	110.2	43.2	132.9	0.28
F03372	90.2	28.3	260.5	0.54
F03373	74.5	23.8	146.9	0.30
F03374	74.7	24.2	163.8	0.43
F03375	55.5	23.7	222.9	0.40
F03376	70.2	19.7	158.0	0.50
Number of females	6	6	6	6
Mean	79.2	27.2	180.8	0.41
S.D.	18.8	8.3	49.8	0.10
Significance				
Statistical method	DU	DT	DU	DU

DU: Analysis by Dunnett's test.
DT: Analysis by Dunnett type mean rank test.

(Continued)

Appendix 42-2 (Continued) Individual blood chemical examination of female rats on termination of recovery period

(silane, ethenyltrimethoxy- group at 250 mg/kg)

Female No.	TP g/dL	Alb g/dL	A/G
F03371	6.53	3.51	1.16
F03372	5.67	3.01	1.13
F03373	5.60	3.27	1.40
F03374	6.16	3.52	1.33
F03375	6.16	3.49	1.31
F03376	6.06	3.44	1.31
Number of females	6	6	6
Mean	6.03	3.37	1.27
S.D.	0.35	0.20	0.11
Significance			
Statistical method	DU	DU	DU

DU: Analysis by Dunnett's test.

(Continued)

Appendix 42-2 (Continued) Individual blood chemical examination of female rats on termination of recovery period

(silane, ethenyltrimethoxy- group at 250 mg/kg)

Female No.	T-Bil mg/dL	UN mg/dL	CRE mg/dL	Glu mg/dL	T-Cho mg/dL	TG mg/dL
F03371	0.16	19.2	0.37	107.7	65.2	30.0
F03372	0.14	16.8	0.40	115.5	73.1	25.2
F03373	0.13	16.9	0.39	122.6	68.1	22.8
F03374	0.15	23.9	0.36	137.7	98.8	29.2
F03375	0.14	17.3	0.36	127.2	75.1	30.1
F03376	0.14	16.2	0.31	125.0	80.1	43.0
Number of females	6	6	6	6	6	6
Mean	0.14	18.4	0.37	122.6	76.7	30.1
S.D.	0.01	2.9	0.03	10.3	12.0	7.0
Significance						
Statistical method	DU	DU	DU	DU	DU	DU

DU: Analysis by Dunnett's test.

(Continued)

Appendix 42-2 (Continued) Individual blood chemical examination of female rats on termination of recovery period

(silane, ethenyltrimethoxy- group at 250 mg/kg)

Female No.	Na mEq/L	K mEq/L	Cl mEq/L	Ca mg/dL	IP mg/dL
F03371	142.5	3.93	104.3	9.8	4.7
F03372	141.5	4.32	104.4	9.0	6.0
F03373	142.6	3.85	105.4	9.2	5.1
F03374	142.8	4.09	105.4	9.9	5.7
F03375	143.8	3.91	107.4	9.7	4.0
F03376	144.3	4.05	106.3	9.9	3.5
Number of females	6	6	6	6	6
Mean	142.9	4.03	105.5	9.6	4.8
S.D.	1.0	0.17	1.2	0.4	1.0
Significance					
Statistical method	DU	DU	DU	DU	DU

DU: Analysis by Dunnett's test.

Appendix 42-3 Individual blood chemical examination of female rats on termination of recovery period

(silane, ethenyltrimethoxy- group at 1000 mg/kg)

Female No.	AST IU/L	ALT IU/L	ALP IU/L	γ-GTP IU/L
F04471	82.1	19.4	186.1	0.76
F04472	64.9	20.8	159.5	0.48
F04473	71.3	22.2	121.4	0.45
F04474	91.2	21.6	299.2	1.13
F04475	74.0	25.2	300.4	0.40
F04476	75.7	23.5	208.0	0.61
Number of females	6	6	6	6
Mean	76.5	22.1	212.4	0.64
S.D.	9.1	2.0	73.6	0.27
Significance			*	
Statistical method	DU	DT	DU	DU

Significantly different from control group (*: P<0.05). (Continued)

DU: Analysis by Dunnett's test.

DT: Analysis by Dunnett type mean rank test.

Appendix 42-3 (Continued) Individual blood chemical examination of female rats on termination of recovery period

(silane, ethenyltrimethoxy- group at 1000 mg/kg)

Female No.	TP g/dL	Alb g/dL	A/G
F04471	5.64	3.09	1.21
F04472	6.02	3.49	1.38
F04473	5.76	3.17	1.23
F04474	5.56	3.21	1.37
F04475	6.09	3.35	1.22
F04476	5.88	3.40	1.37
Number of females	6	6	6
Mean	5.83	3.29	1.30
S.D.	0.21	0.15	0.08
Significance	*		
Statistical method	DU	DU	DU

Significantly different from control group (*: P<0.05). (Continued)

DU: Analysis by Dunnett's test.

Appendix 42-3 (Continued) Individual blood chemical examination of female rats on termination of recovery period

(silane, ethenyltrimethoxy- group at 1000 mg/kg)

Female No.	T-Bil mg/dL	UN mg/dL	CRE mg/dL	Glu mg/dL	T-Cho mg/dL	TG mg/dL
F04471	0.13	19.2	0.39	121.9	88.2	23.7
F04472	0.13	18.2	0.34	126.7	76.6	23.2
F04473	0.14	23.1	0.46	132.8	57.9	16.5
F04474	0.12	16.6	0.35	116.7	67.3	36.6
F04475	0.14	16.9	0.35	132.5	65.0	33.4
F04476	0.14	16.7	0.38	138.9	71.3	48.9
Number of females	6	6	6	6	6	6
Mean	0.13	18.5	0.38	128.3	71.1	30.4
S.D.	0.01	2.5	0.04	8.1	10.5	11.7
Significance						
Statistical method	DU	DU	DU	DU	DU	DU

DU: Analysis by Dunnett's test.

(Continued)

Appendix 42-3 (Continued) Individual blood chemical examination of female rats on termination of recovery period

(silane, ethenyltrimethoxy- group at 1000 mg/kg)

Female No.	Na mEq/L	K mEq/L	Cl mEq/L	Ca mg/dL	IP mg/dL
F04471	142.8	4.16	106.2	9.1	5.0
F04472	140.9	3.97	106.2	9.5	3.2
F04473	143.5	3.88	106.3	9.6	5.1
F04474	144.3	4.07	108.8	9.3	4.4
F04475	142.9	3.81	107.2	9.6	4.5
F04476	142.3	4.14	106.3	9.2	4.3
Number of females	6	6	6	6	6
Mean	142.8	4.01	106.8	9.4	4.4
S.D.	1.1	0.14	1.0	0.2	0.7
Significance			**		
Statistical method	DU	DU	DU	DU	DU

Significantly different from control group (**: P<0.01).
DU: Analysis by Dunnett's test.

Appendix 43 Individual necropsy findings of dead male rats

(silane, ethenyltrimethoxy- group at 1000 mg/kg)

Male No.	Dead or alive	Day of necropsy	Findings
M04401	Dead	Day 16 of administration	Thymus: Atrophy Stomach: Dark red, glandular mucosa Spleen: Atrophy Other organs and tissues: Normal
M04412	Dead	Day 17 of administration	Thymus: Atrophy Spleen: Atrophy Kidney: Enlargement (left) Other organs and tissues: Normal

Appendix 44 Individual necropsy findings of dead female rats

(silane, ethenyltrimethoxy- group at 1000 mg/kg)

Female No.	Dead or alive	Day of necropsy	Findings
F04455	Dead	Day 8 of administration	Thymus: Atrophy Spleen: Atrophy Other organs and tissues: Normal

Appendix 45-1 Individual necropsy findings of male rats on termination of administration period

(Control group)

Male No.	Dead or alive	Copulation or non-copulation	Fertilization or non-fertilization	Day of necropsy	Findings
M01101	Alive	Copulation	Fertilization	Day 43 of administration	Whole organs and tissues: Normal
M01102	Alive	Copulation	Fertilization	Day 43 of administration	Whole organs and tissues: Normal
M01103	Alive	Copulation	Fertilization	Day 43 of administration	Whole organs and tissues: Normal
M01104	Alive	Copulation	Fertilization	Day 43 of administration	Whole organs and tissues: Normal
M01105	Alive	Copulation	Fertilization	Day 43 of administration	Whole organs and tissues: Normal
M01106	Alive	Copulation	Fertilization	Day 43 of administration	Whole organs and tissues: Normal

Appendix 45-2 Individual necropsy findings of male rats on termination of administration period

(silane, ethenyltrimethoxy- group at 62.5 mg/kg)

Male No.	Dead or alive	Copulation or non-copulation	Fertilization or non-fertilization	Day of necropsy	Findings
M02201	Alive	Copulation	Fertilization	Day 43 of administration	Whole organs and tissues: Normal
M02202	Alive	Non-copulation	Not confirmed	Day 43 of administration	Whole organs and tissues: Normal
M02203	Alive	Copulation	Fertilization	Day 43 of administration	Whole organs and tissues: Normal
M02204	Alive	Copulation	Fertilization	Day 43 of administration	Whole organs and tissues: Normal
M02205	Alive	Copulation	Fertilization	Day 43 of administration	Whole organs and tissues: Normal
M02206	Alive	Copulation	Fertilization	Day 43 of administration	Whole organs and tissues: Normal

Appendix 45-3 Individual necropsy findings of male rats on termination of administration period

(silane, ethenyltrimethoxy- group at 250 mg/kg)

Male No.	Dead or alive	Copulation or non-copulation	Fertilization or non-fertilization	Day of necropsy	Findings
M03301	Alive	Copulation	Fertilization	Day 43 of administration	Whole organs and tissues: Normal
M03302	Alive	Non-copulation	Not confirmed	Day 43 of administration	Whole organs and tissues: Normal
M03303	Alive	Copulation	Fertilization	Day 43 of administration	Whole organs and tissues: Normal
M03304	Alive	Copulation	Fertilization	Day 43 of administration	Whole organs and tissues: Normal
M03305	Alive	Copulation	Fertilization	Day 43 of administration	Whole organs and tissues: Normal
M03306	Alive	Copulation	Fertilization	Day 43 of administration	Whole organs and tissues: Normal

Appendix 45-4 Individual necropsy findings of male rats on termination of administration period

(silane, ethenyltrimethoxy- group at 1000 mg/kg)

Male No.	Dead or alive	Copulation or non-copulation	Fertilization or non-fertilization	Day of necropsy	Findings
M04402	Alive	Non-copulation	Not confirmed	Day 43 of administration	Kidney: Enlargement (right and left) Other organs and tissues: Normal
M04403	Alive	Copulation	Fertilization	Day 43 of administration	Kidney: Enlargement (right and left) Other organs and tissues: Normal
M04404	Alive	Copulation	Fertilization	Day 43 of administration	Kidney: Enlargement (right and left) Other organs and tissues: Normal
M04405	Alive	Copulation	Fertilization	Day 43 of administration	Kidney: Enlargement (right) Other organs and tissues: Normal
M04406	Alive	Copulation	Fertilization	Day 43 of administration	Whole organs and tissues: Normal

Appendix 46-1 Individual necropsy findings of female rats on termination of administration period

(Control group)

Female No.	Dead or alive	Copulation or non-copulation	Pregnancy or non-pregnancy	Day of necropsy	Findings
F01151	Alive	Copulation	Pregnancy	Day 7 of lactation	Whole organs and tissues: Normal
F01152	Alive	Copulation	Pregnancy	Day 7 of lactation	Whole organs and tissues: Normal
F01153	Alive	Copulation	Pregnancy	Day 7 of lactation	Whole organs and tissues: Normal
F01154	Alive	Copulation	Pregnancy	Day 7 of lactation	Whole organs and tissues: Normal
F01155	Alive	Copulation	Pregnancy	Day 7 of lactation	Whole organs and tissues: Normal
F01156	Alive	Copulation	Pregnancy	Day 7 of lactation	Whole organs and tissues: Normal
F01157	Alive	Copulation	Pregnancy	Day 7 of lactation	Whole organs and tissues: Normal
F01158	Alive	Copulation	Pregnancy	Day 7 of lactation	Whole organs and tissues: Normal
F01159	Alive	Copulation	Pregnancy	Day 7 of lactation	Whole organs and tissues: Normal
F01160	Alive	Copulation	Pregnancy	Day 7 of lactation	Whole organs and tissues: Normal
F01161	Alive	Copulation	Pregnancy	Day 7 of lactation	Whole organs and tissues: Normal
F01162	Alive	Copulation	Pregnancy	Day 7 of lactation	Whole organs and tissues: Normal

Appendix 46-2 Individual necropsy findings of female rats on termination of administration period

(silane, ethenyltrimethoxy- group at 62.5 mg/kg)

Female No.	Dead or alive	Copulation or non-copulation	Pregnancy or non-pregnancy	Day of necropsy	Findings
F02251	Alive	Copulation	Pregnancy	Day 7 of lactation	Whole organs and tissues: Normal
F02252	Alive	Non-copulation	Not confirmed	Day 15 after mating period	Whole organs and tissues: Normal
F02253	Alive	Copulation	Pregnancy	Day 7 of lactation	Whole organs and tissues: Normal
F02254	Alive	Copulation	Pregnancy	Day 7 of lactation	Whole organs and tissues: Normal
F02255	Alive	Copulation	Pregnancy	Day 7 of lactation	Whole organs and tissues: Normal
F02256	Alive	Copulation	Pregnancy	Day 7 of lactation	Whole organs and tissues: Normal
F02257	Alive	Copulation	Pregnancy	Day 7 of lactation	Whole organs and tissues: Normal
F02258	Alive	Copulation	Pregnancy	Day 7 of lactation	Whole organs and tissues: Normal
F02259	Alive	Copulation	Pregnancy	Day 7 of lactation	Whole organs and tissues: Normal
F02260	Alive	Copulation	Pregnancy	Day 7 of lactation	Whole organs and tissues: Normal
F02261	Alive	Copulation	Pregnancy	Day 7 of lactation	Whole organs and tissues: Normal
F02262	Alive	Copulation	Pregnancy	Day 7 of lactation	Whole organs and tissues: Normal

Appendix 46-3 Individual necropsy findings of female rats on termination of administration period

(silane, ethenyltrimethoxy- group at 250 mg/kg)

Female No.	Dead or alive	Copulation or non-copulation	Pregnancy or non-pregnancy	Day of necropsy	Findings
F03351	Alive	Copulation	Pregnancy	Day 7 of lactation	Whole organs and tissues: Normal
F03352	Alive	Non-copulation	Not confirmed	Day 15 after mating period	Whole organs and tissues: Normal
F03353	Alive	Copulation	Pregnancy	Day 7 of lactation	Whole organs and tissues: Normal
F03354	Alive	Copulation	Pregnancy	Day 7 of lactation	Whole organs and tissues: Normal
F03355	Alive	Copulation	Pregnancy	Day 7 of lactation	Whole organs and tissues: Normal
F03356	Alive	Copulation	Pregnancy	Day 7 of lactation	Whole organs and tissues: Normal
F03357	Alive	Copulation	Pregnancy	Day 7 of lactation	Whole organs and tissues: Normal
F03358	Alive	Copulation	Pregnancy	Day 7 of lactation	Whole organs and tissues: Normal
F03359	Alive	Copulation	Pregnancy	Day 7 of lactation	Whole organs and tissues: Normal
F03360	Alive	Copulation	Pregnancy	Day 7 of lactation	Whole organs and tissues: Normal
F03361	Alive	Copulation	Pregnancy	Day 7 of lactation	Whole organs and tissues: Normal
F03362	Alive	Copulation	Pregnancy	Day 7 of lactation	Whole organs and tissues: Normal

Appendix 46-4 Individual necropsy findings of female rats on termination of administration period

(silane, ethenyltrimethoxy- group at 1000 mg/kg)

Female No.	Dead or alive	Copulation or non-copulation	Pregnancy or non-pregnancy	Day of necropsy	Findings
F04451	Alive	Copulation	Pregnancy	Day 7 of lactation	Whole organs and tissues: Normal
F04452	Alive	Non-copulation	Not confirmed	Day 15 after mating period	Whole organs and tissues: Normal
F04453	Alive	Copulation	Pregnancy	Day 7 of lactation	Whole organs and tissues: Normal
F04454	Alive	Copulation	Pregnancy	Day 7 of lactation	Whole organs and tissues: Normal
F04456	Alive	Copulation	Pregnancy	Day 7 of lactation	Kidney: Enlargement (right) Other organs and tissues: Normal
F04457	Alive	Copulation	Pregnancy	Day 7 of lactation	Whole organs and tissues: Normal
F04458	Alive	Copulation	Pregnancy	Day 7 of lactation	Whole organs and tissues: Normal
F04459	Alive	Copulation	Pregnancy	Day 7 of lactation	Whole organs and tissues: Normal
F04460	Alive	Copulation	Pregnancy	Day 7 of lactation	Whole organs and tissues: Normal
F04461	Alive	Copulation	Pregnancy	Day 7 of lactation	Whole organs and tissues: Normal
F04462	Alive	Copulation	Pregnancy	Day 7 of lactation	Whole organs and tissues: Normal

Appendix 47-1 Individual necropsy findings of male rats on termination of recovery period

(Control group)

Male No.	Dead or alive	Copulation or non-copulation	Fertilization or non-fertilization	Day of necropsy	Findings
M01107	Alive	Copulation	Fertilization	Day 15 of recovery	Whole organs and tissues: Normal
M01108	Alive	Copulation	Fertilization	Day 15 of recovery	Spleen: Atrophy Other organs and tissues: Normal
M01109	Alive	Copulation	Fertilization	Day 15 of recovery	Whole organs and tissues: Normal
M01110	Alive	Copulation	Fertilization	Day 15 of recovery	Whole organs and tissues: Normal
M01111	Alive	Copulation	Fertilization	Day 15 of recovery	Whole organs and tissues: Normal
M01112	Alive	Copulation	Fertilization	Day 15 of recovery	Whole organs and tissues: Normal

Appendix 47-2 Individual necropsy findings of male rats on termination of recovery period

(silane, ethenyltrimethoxy- group at 62.5 mg/kg)

Male No.	Dead or alive	Copulation or non-copulation	Fertilization or non-fertilization	Day of necropsy	Findings
M02207	Alive	Copulation	Fertilization	Day 15 of recovery	Whole organs and tissues: Normal
M02208	Alive	Copulation	Fertilization	Day 15 of recovery	Whole organs and tissues: Normal
M02209	Alive	Copulation	Fertilization	Day 15 of recovery	Whole organs and tissues: Normal
M02210	Alive	Copulation	Fertilization	Day 15 of recovery	Whole organs and tissues: Normal
M02211	Alive	Copulation	Fertilization	Day 15 of recovery	Whole organs and tissues: Normal
M02212	Alive	Copulation	Fertilization	Day 15 of recovery	Whole organs and tissues: Normal

Appendix 47-3 Individual necropsy findings of male rats on termination of recovery period

(silane, ethenyltrimethoxy- group at 250 mg/kg)

Male No.	Dead or alive	Copulation or non-copulation	Fertilization or non-fertilization	Day of necropsy	Findings
M03307	Alive	Copulation	Fertilization	Day 15 of recovery	Whole organs and tissues: Normal
M03308	Alive	Copulation	Fertilization	Day 15 of recovery	Whole organs and tissues: Normal
M03309	Alive	Copulation	Fertilization	Day 15 of recovery	Whole organs and tissues: Normal
M03310	Alive	Copulation	Fertilization	Day 15 of recovery	Whole organs and tissues: Normal
M03311	Alive	Copulation	Fertilization	Day 15 of recovery	Whole organs and tissues: Normal
M03312	Alive	Copulation	Fertilization	Day 15 of recovery	Whole organs and tissues: Normal

Appendix 47-4 Individual necropsy findings of male rats on termination of recovery period

(silane, ethenyltrimethoxy- group at 1000 mg/kg)

Male No.	Dead or alive	Copulation or non-copulation	Fertilization or non-fertilization	Day of necropsy	Findings
M04407	Alive	Copulation	Fertilization	Day 15 of recovery	Whole organs and tissues: Normal
M04408	Alive	Copulation	Fertilization	Day 15 of recovery	Whole organs and tissues: Normal
M04409	Alive	Copulation	Fertilization	Day 15 of recovery	Whole organs and tissues: Normal
M04410	Alive	Copulation	Fertilization	Day 15 of recovery	Whole organs and tissues: Normal
M04411	Alive	Copulation	Fertilization	Day 15 of recovery	Whole organs and tissues: Normal

Appendix 48-1 Individual necropsy findings of female rats on termination of recovery period

(Control group)

Female No.	Dead or alive	Day of necropsy	Findings
F01171	Alive	Day 15 of recovery	Whole organs and tissues: Normal
F01172	Alive	Day 15 of recovery	Whole organs and tissues: Normal
F01173	Alive	Day 15 of recovery	Whole organs and tissues: Normal
F01174	Alive	Day 15 of recovery	Whole organs and tissues: Normal
F01175	Alive	Day 15 of recovery	Whole organs and tissues: Normal
F01176	Alive	Day 15 of recovery	Whole organs and tissues: Normal

Appendix 48-2 Individual necropsy findings of female rats on termination of recovery period

(silane, ethenyltrimethoxy- group at 250 mg/kg)

Female No.	Dead or alive	Day of necropsy	Findings
F03371	Alive	Day 15 of recovery	Whole organs and tissues: Normal
F03372	Alive	Day 15 of recovery	Whole organs and tissues: Normal
F03373	Alive	Day 15 of recovery	Whole organs and tissues: Normal
F03374	Alive	Day 15 of recovery	Whole organs and tissues: Normal
F03375	Alive	Day 15 of recovery	Whole organs and tissues: Normal
F03376	Alive	Day 15 of recovery	Whole organs and tissues: Normal

Appendix 48-3 Individual necropsy findings of female rats on termination of recovery period

(silane, ethenyltrimethoxy- group at 1000 mg/kg)

Female No.	Dead or alive	Day of necropsy	Findings
F04471	Alive	Day 15 of recovery	Whole organs and tissues: Normal
F04472	Alive	Day 15 of recovery	Whole organs and tissues: Normal
F04473	Alive	Day 15 of recovery	Whole organs and tissues: Normal
F04474	Alive	Day 15 of recovery	Whole organs and tissues: Normal
F04475	Alive	Day 15 of recovery	Whole organs and tissues: Normal
F04476	Alive	Day 15 of recovery	Whole organs and tissues: Normal

Appendix 49-1 Individual organ weights of male rats on termination of administration period

(Control group)

Male No.	Body weight (g)	Brain (g)	Brain (g%)	Pituitary (mg)	Pituitary (mg%)	Thyroids (mg)	Thyroids (mg%)	Thymus (mg)	Thymus (mg%)	Heart (g)	Heart (g%)	Liver (g)	Liver (g%)	Spleen (mg)	Spleen (mg%)	Kidneys (g)	Kidneys (g%)
M01101	468	2.07	0.44	14.3	3.1	20.4	4.4	263	56	1.34	0.29	12.42	2.65	652	139	2.95	0.63
M01102	477	2.23	0.47	14.4	3.0	14.9	3.1	229	48	1.47	0.31	11.66	2.44	663	139	3.04	0.64
M01103	536	2.02	0.38	14.8	2.8	31.2	5.8	293	55	1.61	0.30	16.80	3.13	805	150	3.59	0.67
M01104	493	2.02	0.41	13.0	2.6	19.2	3.9	304	62	1.42	0.29	12.77	2.59	789	160	3.14	0.64
M01105	494	2.07	0.42	13.6	2.8	27.1	5.5	274	55	1.56	0.32	12.45	2.52	867	176	2.89	0.59
M01106	508	2.05	0.40	13.5	2.7	23.7	4.7	357	70	1.57	0.31	13.77	2.71	884	174	3.21	0.63
Number of males	6	6	6	6	6	6	6	6	6	6	6	6	6	6	6	6	6
Mean	496	2.08	0.42	13.9	2.8	22.8	4.6	287	58	1.50	0.30	13.31	2.67	777	156	3.14	0.63
S.D.	24	0.08	0.03	0.7	0.2	5.8	1.0	43	8	0.10	0.01	1.84	0.24	99	16	0.25	0.03

(Continued)

Appendix 49-1 (Continued) Individual organ weights of male rats on termination of administration period

(Control group)

Male No.	Adrenals		Testes		Epididymides	
	(mg)	(mg%)	(g)	(g%)	(g)	(g%)
M01101	49.2	10.5	3.27	0.70	1.28	0.27
M01102	64.2	13.5	3.12	0.65	1.28	0.27
M01103	54.1	10.1	3.01	0.56	1.33	0.25
M01104	46.7	9.5	3.53	0.72	1.44	0.29
M01105	52.9	10.7	2.68	0.54	1.11	0.22
M01106	65.3	12.9	3.24	0.64	1.36	0.27
Number of males	6	6	6	6	6	6
Mean	55.4	11.2	3.14	0.64	1.30	0.26
S.D.	7.7	1.6	0.29	0.07	0.11	0.02

Appendix 49-2 Individual organ weights of male rats on termination of administration period

(silane, ethenyltrimethoxy- group at 62.5 mg/kg)

Male No.	Body weight (g)	Brain (g)	Brain (g%)	Pituitary (mg)	Pituitary (mg%)	Thyroids (mg)	Thyroids (mg%)	Thymus (mg)	Thymus (mg%)	Heart (g)	Heart (g%)	Liver (g)	Liver (g%)	Spleen (mg)	Spleen (mg%)	Kidneys (g)	Kidneys (g%)
M02201	462	2.14	0.46	12.9	2.8	25.2	5.5	312	68	1.70	0.37	11.36	2.46	799	173	2.76	0.60
M02202	481	2.25	0.47	16.4	3.4	23.6	4.9	183	38	1.52	0.32	13.44	2.79	904	188	3.62	0.75
M02203	490	1.97	0.40	13.5	2.8	23.2	4.7	234	48	1.48	0.30	13.04	2.66	557	114	3.41	0.70
M02204	484	2.08	0.43	15.2	3.1	28.0	5.8	242	50	1.44	0.30	11.99	2.48	756	156	3.08	0.64
M02205	459	2.08	0.45	14.6	3.2	20.9	4.6	220	48	1.42	0.31	11.52	2.51	710	155	2.72	0.59
M02206	468	2.12	0.45	12.9	2.8	17.8	3.8	254	54	1.42	0.30	11.40	2.44	788	168	3.26	0.70
Number of males	6	6	6	6	6	6	6	6	6	6	6	6	6	6	6	6	6
Mean	474	2.11	0.44	14.3	3.0	23.1	4.9	241	51	1.50	0.32	12.13	2.56	752	159	3.14	0.66
S.D.	13	0.09	0.03	1.4	0.3	3.5	0.7	43	10	0.11	0.03	0.90	0.14	115	25	0.36	0.06
Significance																	
Statistical method	DU	DU	DU	DU	DU	DU	DU	DU	DU	DU	DU	DU	DU	DU	DU	DT	DT

DU: Analysis by Dunnett's test.
DT: Analysis by Dunnett type mean rank test.

(Continued)

Appendix 49-2 (Continued) Individual organ weights of male rats on termination of administration period

(silane, ethenyltrimethoxy- group at 62.5 mg/kg)

Male No.	Adrenals		Testes		Epididymides	
	(mg)	(mg%)	(g)	(g%)	(g)	(g%)
M02201	58.9	12.7	3.57	0.77	1.33	0.29
M02202	54.6	11.4	3.44	0.72	1.33	0.28
M02203	67.4	13.8	3.31	0.68	1.20	0.24
M02204	60.4	12.5	3.57	0.74	1.30	0.27
M02205	50.4	11.0	3.27	0.71	1.19	0.26
M02206	69.8	14.9	3.58	0.76	1.56	0.33
Number of males	6	6	6	6	6	6
Mean	60.3	12.7	3.46	0.73	1.32	0.28
S.D.	7.4	1.5	0.14	0.03	0.13	0.03
Significance						
Statistical method	DU	DU	DT	DU	DU	DU

DU: Analysis by Dunnett's test.
DT: Analysis by Dunnett type mean rank test.

Appendix 49-3 Individual organ weights of male rats on termination of administration period

(silane, ethenyltrimethoxy- group at 250 mg/kg)

Male No.	Body weight (g)	Brain		Pituitary		Thyroids		Thymus		Heart		Liver		Spleen		Kidneys	
		(g)	(g%)	(mg)	(mg%)	(mg)	(mg%)	(mg)	(mg%)	(g)	(g%)	(g)	(g%)	(mg)	(mg%)	(g)	(g%)
M03301	458	2.03	0.44	12.7	2.8	23.8	5.2	356	78	1.44	0.31	11.96	2.61	831	181	3.09	0.67
M03302	426	2.07	0.49	12.1	2.8	18.6	4.4	322	76	1.41	0.33	11.96	2.81	518	122	3.15	0.74
M03303	483	2.12	0.44	12.6	2.6	20.9	4.3	282	58	1.43	0.30	14.81	3.07	856	177	3.25	0.67
M03304	441	2.05	0.46	14.1	3.2	24.4	5.5	274	62	1.45	0.33	12.15	2.76	593	134	2.74	0.62
M03305	485	2.20	0.45	13.4	2.8	21.5	4.4	381	79	1.33	0.27	13.54	2.79	776	160	3.21	0.66
M03306	518	2.01	0.39	12.9	2.5	15.3	3.0	323	62	1.69	0.33	14.97	2.89	765	148	3.14	0.61
Number of males	6	6	6	6	6	6	6	6	6	6	6	6	6	6	6	6	6
Mean	469	2.08	0.45	13.0	2.8	20.8	4.5	323	69	1.46	0.31	13.23	2.82	723	154	3.10	0.66
S.D.	33	0.07	0.03	0.7	0.2	3.4	0.9	41	9	0.12	0.02	1.42	0.15	136	23	0.18	0.05
Significance																	
Statistical method	DU	DU	DU	DU	DU	DU	DU	DU	DU	DU	DU	DU	DU	DU	DU	DT	DT

DU: Analysis by Dunnett's test.
DT: Analysis by Dunnett type mean rank test.

(Continued)

Appendix 49-3 (Continued) Individual organ weights of male rats on termination of administration period

(silane, ethenyltrimethoxy- group at 250 mg/kg)

Male No.	Adrenals		Testes		Epididymides	
	(mg)	(mg%)	(g)	(g%)	(g)	(g%)
M03301	60.4	13.2	3.29	0.72	1.24	0.27
M03302	65.8	15.4	3.05	0.72	1.33	0.31
M03303	63.9	13.2	3.39	0.70	1.24	0.26
M03304	53.5	12.1	3.66	0.83	1.42	0.32
M03305	58.3	12.0	3.35	0.69	1.19	0.25
M03306	61.9	11.9	3.14	0.61	1.07	0.21
Number of males	6	6	6	6	6	6
Mean	60.6	13.0	3.31	0.71	1.25	0.27
S.D.	4.4	1.3	0.21	0.07	0.12	0.04
Significance						
Statistical method	DU	DU	DT	DU	DU	DU

DU: Analysis by Dunnett's test.
DT: Analysis by Dunnett type mean rank test.

Appendix 49-4 Individual organ weights of male rats on termination of administration period

(silane, ethenyltrimethoxy- group at 1000 mg/kg)

Male No.	Body weight (g)	Brain (g)	Brain (g%)	Pituitary (mg)	Pituitary (mg%)	Thyroids (mg)	Thyroids (mg%)	Thymus (mg)	Thymus (mg%)	Heart (g)	Heart (g%)	Liver (g)	Liver (g%)	Spleen (mg)	Spleen (mg%)	Kidneys (g)	Kidneys (g%)
M04401	> 286	> 2.08	> 0.73	> 14.9	> 5.2	> 21.2	> 7.4	> 101	> 35	> 0.95	> 0.33	> 10.71	> 3.74	> 198	> 69	> 2.83	> 0.99
M04402	408	1.97	0.48	10.5	2.6	20.6	5.0	146	36	1.23	0.30	10.91	2.67	742	182	5.58	1.37
M04403	415	2.10	0.51	13.6	3.3	20.8	5.0	177	43	1.42	0.34	11.47	2.76	848	204	4.24	1.02
M04404	444	2.09	0.47	11.9	2.7	27.7	6.2	189	43	1.59	0.36	14.98	3.37	1035	233	4.89	1.10
M04405	405	2.08	0.51	11.0	2.7	20.3	5.0	250	62	1.20	0.30	10.19	2.52	679	168	3.45	0.85
M04406	439	2.09	0.48	12.1	2.8	22.7	5.2	184	42	1.35	0.31	12.51	2.85	857	195	3.20	0.73
Number of males	5	5	5	5	5	5	5	5	5	5	5	5	5	5	5	5	5
Mean	422	2.07	0.49	11.8	2.8	22.4	5.3	189	45	1.36	0.32	12.01	2.83	832	196	4.27	1.01
S.D.	18	0.05	0.02	1.2	0.3	3.1	0.5	38	10	0.16	0.03	1.86	0.32	136	25	0.99	0.25
Significance	**		**	**				**							*	*	**
Statistical method	DU	DU	DU	DU	DU	DU	DU	DU	DU	DU	DU	DU	DU	DU	DU	DT	DT

>: Excluded from analysis of data because of death.

(Continued)

Significantly different from control group (*: P<0.05, **: P<0.01).

DU: Analysis by Dunnett's test.

DT: Analysis by Dunnett type mean rank test.

Appendix 49-4 (Continued) Individual organ weights of male rats on termination of administration period

(silane, ethenyltrimethoxy- group at 1000 mg/kg)

Male No.	Adrenals		Testes		Epididymides	
	(mg)	(mg%)	(g)	(g%)	(g)	(g%)
M04401 >	89.3 >	31.2 >	2.68 >	0.94 >	1.03 >	0.36
M04402	63.7	15.6	2.89	0.71	1.00	0.25
M04403	66.5	16.0	3.49	0.84	1.27	0.31
M04404	58.2	13.1	3.74	0.84	1.38	0.31
M04405	63.0	15.6	2.66	0.66	1.31	0.32
M04406	54.1	12.3	2.44	0.56	0.85	0.19
Number of males	5	5	5	5	5	5
Mean	61.1	14.5	3.04	0.72	1.16	0.28
S.D.	4.9	1.7	0.55	0.12	0.23	0.06
Significance		**				
Statistical method	DU	DU	DT	DU	DU	DU

>: Excluded from analysis of data because of death.
Significantly different from control group (**: P<0.01).
DU: Analysis by Dunnett's test.
DT: Analysis by Dunnett type mean rank test.

Appendix 50-1 Individual organ weights of female rats on termination of administration period

(Control group)

Female No.	Body weight (g)	Brain		Pituitary		Thyroids		Thymus		Heart		Liver		Spleen		Kidneys	
		(g)	(g%)	(mg)	(mg%)	(mg)	(mg%)	(mg)	(mg%)	(g)	(g%)	(g)	(g%)	(mg)	(mg%)	(g)	(g%)
F01151	330	1.89	0.57	18.9	5.7	17.8	5.4	291	88	1.15	0.35	10.33	3.13	647	196	1.96	0.59
F01152	307	1.99	0.65	17.2	5.6	20.5	6.7	353	115	1.05	0.34	9.97	3.25	703	229	2.16	0.70
F01153	315	2.03	0.64	14.5	4.6	12.8	4.1	243	77	1.10	0.35	10.54	3.35	936	297	2.04	0.65
F01154	295	2.03	0.69	14.5	4.9	17.7	6.0	327	111	0.90	0.31	8.80	2.98	819	278	1.76	0.60
F01155	299	2.08	0.70	14.8	4.9	20.1	6.7	246	82	1.09	0.36	9.33	3.12	671	224	1.96	0.66
F01156	290	1.89	0.65	16.2	5.6	23.4	8.1	302	104	1.04	0.36	10.09	3.48	722	249	2.24	0.77
F01157	318	1.98	0.62	15.4	4.8	23.8	7.5	384	121	1.00	0.31	9.08	2.86	666	209	2.05	0.64
F01158	272	2.08	0.76	20.0	7.4	27.9	10.3	383	141	0.97	0.36	8.16	3.00	676	249	2.12	0.78
F01159	281	1.86	0.66	19.5	6.9	15.2	5.4	366	130	0.93	0.33	8.60	3.06	661	235	2.13	0.76
F01160	290	2.00	0.69	18.6	6.4	27.9	9.6	302	104	0.99	0.34	8.96	3.09	546	188	2.11	0.73
F01161	303	1.95	0.64	14.1	4.7	17.6	5.8	273	90	0.99	0.33	9.44	3.12	585	193	2.04	0.67
F01162	319	1.92	0.60	18.7	5.9	17.7	5.5	218	68	1.05	0.33	10.42	3.27	802	251	2.12	0.66
Number of females	12	12	12	12	12	12	12	12	12	12	12	12	12	12	12	12	12
Mean	302	1.98	0.66	16.9	5.6	20.2	6.8	307	103	1.02	0.34	9.48	3.14	703	233	2.06	0.68
S.D.	17	0.07	0.05	2.2	0.9	4.7	1.8	56	22	0.07	0.02	0.78	0.17	106	34	0.12	0.06

(Continued)

Appendix 50-1 (Continued) Individual organ weights of female rats on termination of administration period

(Control group)

Female No.	Adrenals		Ovaries		Uterus	
	(mg)	(mg%)	(mg)	(mg%)	(mg)	(mg%)
F01151	66.7	20.2	97.8	29.6	505	153
F01152	67.8	22.1	108.3	35.3	668	218
F01153	80.6	25.6	112.1	35.6	589	187
F01154	66.3	22.5	84.5	28.6	566	192
F01155	56.7	19.0	99.4	33.2	881	295
F01156	77.6	26.8	122.0	42.1	559	193
F01157	76.1	23.9	122.0	38.4	467	147
F01158	66.9	24.6	83.2	30.6	966	355
F01159	70.0	24.9	107.8	38.4	846	301
F01160	61.5	21.2	89.1	30.7	560	193
F01161	87.9	29.0	112.2	37.0	524	173
F01162	79.0	24.8	120.3	37.7	639	200
Number of females	12	12	12	12	12	12
Mean	71.4	23.7	104.9	34.8	648	217
S.D.	8.9	2.9	14.0	4.2	162	65

Appendix 50-2 Individual organ weights of female rats on termination of administration period

(silane, ethenyltrimethoxy- group at 62.5 mg/kg)

Female No.	Body weight (g)	Brain (g)	Brain (g%)	Pituitary (mg)	Pituitary (mg%)	Thyroids (mg)	Thyroids (mg%)	Thymus (mg)	Thymus (mg%)	Heart (g)	Heart (g%)	Liver (g)	Liver (g%)	Spleen (mg)	Spleen (mg%)	Kidneys (g)	Kidneys (g%)
F02251	283	1.91	0.67	17.4	6.1	19.3	6.8	263	93	1.06	0.37	8.92	3.15	688	243	2.02	0.71
F02252	Non-copulation																
F02253	326	1.96	0.60	22.1	6.8	17.1	5.2	353	108	1.06	0.33	10.23	3.14	717	220	2.29	0.70
F02254	343	2.00	0.58	19.0	5.5	27.2	7.9	285	83	1.04	0.30	10.27	2.99	507	148	1.90	0.55
F02255	288	2.04	0.71	15.7	5.5	16.9	5.9	171	59	0.92	0.32	9.85	3.42	690	240	2.19	0.76
F02256	306	2.01	0.66	19.8	6.5	26.1	8.5	203	66	0.97	0.32	10.14	3.31	695	227	2.13	0.70
F02257	307	2.03	0.66	17.2	5.6	22.0	7.2	284	93	1.06	0.35	10.21	3.33	689	224	2.05	0.67
F02258	310	1.98	0.64	17.1	5.5	13.4	4.3	237	76	1.08	0.35	9.19	2.96	652	210	2.06	0.66
F02259	305	1.99	0.65	17.5	5.7	21.5	7.0	191	63	1.07	0.35	9.60	3.15	631	207	2.06	0.68
F02260	306	2.03	0.66	15.7	5.1	23.9	7.8	239	78	1.00	0.33	10.15	3.32	550	180	2.09	0.68
F02261	333	1.93	0.58	15.8	4.7	21.1	6.3	213	64	1.07	0.32	11.39	3.42	702	211	2.27	0.68
F02262	328	1.97	0.60	19.4	5.9	22.0	6.7	381	116	0.94	0.29	10.13	3.09	610	186	2.17	0.66
Number of females	11	11	11	11	11	11	11	11	11	11	11	11	11	11	11	11	11
Mean	312	1.99	0.64	17.9	5.7	21.0	6.7	256	82	1.02	0.33	10.01	3.21	648	209	2.11	0.68
S.D.	18	0.04	0.04	2.0	0.6	4.1	1.2	66	19	0.06	0.02	0.65	0.16	68	28	0.11	0.05
Significance									*								
Statistical method	DU	DU	DU	DU	DU	DU	DU	DU	DU	DU	DU	DU	DU	DU	DU	DT	DT

Significantly different from control group (*: P<0.05).
DU: Analysis by Dunnett's test.
DT: Analysis by Dunnett type mean rank test.

(Continued)

Appendix 50-2 (Continued) Individual organ weights of female rats on termination of administration period

(silane, ethenyltrimethoxy- group at 62.5 mg/kg)

Female No.	Adrenals		Ovaries		Uterus	
	(mg)	(mg%)	(mg)	(mg%)	(mg)	(mg%)
F02251	80.2	28.3	88.7	31.3	752	266
F02252	Non-copulation					
F02253	90.0	27.6	123.8	38.0	674	207
F02254	60.4	17.6	97.4	28.4	450	131
F02255	77.4	26.9	115.8	40.2	571	198
F02256	85.2	27.8	95.6	31.2	579	189
F02257	67.1	21.9	118.4	38.6	589	192
F02258	68.3	22.0	82.4	26.6	773	249
F02259	74.0	24.3	83.9	27.5	506	166
F02260	62.9	20.6	90.2	29.5	518	169
F02261	71.2	21.4	115.6	34.7	569	171
F02262	72.1	22.0	102.4	31.2	558	170
Number of females	11	11	11	11	11	11
Mean	73.5	23.7	101.3	32.5	594	192
S.D.	9.1	3.5	14.8	4.7	100	39
Significance						
Statistical method	DU	DU	DU	DU	DU	DU

DU: Analysis by Dunnett's test.

Appendix 50-3 Individual organ weights of female rats on termination of administration period

(silane, ethenyltrimethoxy- group at 250 mg/kg)

Female No.	Body weight (g)	Brain (g)	Brain (g%)	Pituitary (mg)	Pituitary (mg%)	Thyroids (mg)	Thyroids (mg%)	Thymus (mg)	Thymus (mg%)	Heart (g)	Heart (g%)	Liver (g)	Liver (g%)	Spleen (mg)	Spleen (mg%)	Kidneys (g)	Kidneys (g%)
F03351	294	2.05	0.70	15.4	5.2	17.3	5.9	352	120	1.00	0.34	9.00	3.06	587	200	2.11	0.72
F03352	Non-copulation																
F03353	339	1.97	0.58	17.1	5.0	28.6	8.4	227	67	1.06	0.31	11.17	3.29	651	192	2.27	0.67
F03354	292	1.98	0.68	13.8	4.7	18.6	6.4	254	87	0.99	0.34	8.97	3.07	714	245	1.97	0.67
F03355	307	1.84	0.60	20.2	6.6	21.2	6.9	150	49	1.04	0.34	10.12	3.30	667	217	1.98	0.64
F03356	307	2.01	0.65	19.2	6.3	23.5	7.7	319	104	1.01	0.33	10.62	3.46	828	270	2.26	0.74
F03357	324	2.02	0.62	16.9	5.2	28.9	8.9	270	83	1.11	0.34	11.42	3.52	811	250	2.02	0.62
F03358	318	1.92	0.60	16.4	5.2	23.4	7.4	171	54	1.06	0.33	10.54	3.31	969	305	2.16	0.68
F03359	300	1.86	0.62	16.1	5.4	13.6	4.5	286	95	1.07	0.36	9.39	3.13	682	227	2.04	0.68
F03360	295	2.10	0.71	19.8	6.7	24.9	8.4	198	67	1.06	0.36	10.11	3.43	784	266	2.14	0.73
F03361	345	1.95	0.57	18.7	5.4	20.2	5.9	248	72	1.03	0.30	11.25	3.26	610	177	2.36	0.68
F03362	296	1.96	0.66	14.7	5.0	18.8	6.4	244	82	0.90	0.30	8.63	2.92	480	162	2.16	0.73
Number of females	11	11	11	11	11	11	11	11	11	11	11	11	11	11	11	11	11
Mean	311	1.97	0.64	17.1	5.5	21.7	7.0	247	80	1.03	0.33	10.11	3.25	708	228	2.13	0.69
S.D.	19	0.08	0.05	2.1	0.7	4.7	1.3	60	21	0.06	0.02	0.99	0.19	134	44	0.13	0.04
Significance									*								
Statistical method	DU	DU	DU	DU	DU	DU	DU	DU	DU	DU	DU	DU	DU	DU	DU	DT	DT

Significantly different from control group (*: P<0.05).

DU: Analysis by Dunnett's test.

DT: Analysis by Dunnett type mean rank test.

(Continued)

Appendix 50-3 (Continued) Individual organ weights of female rats on termination of administration period

(silane, ethenyltrimethoxy- group at 250 mg/kg)

Female No.	Adrenals		Ovaries		Uterus	
	(mg)	(mg%)	(mg)	(mg%)	(mg)	(mg%)
F03351	66.0	22.4	110.6	37.6	705	240
F03352	Non-copulation					
F03353	69.2	20.4	116.9	34.5	569	168
F03354	65.3	22.4	98.2	33.6	535	183
F03355	67.0	21.8	105.5	34.4	530	173
F03356	73.0	23.8	123.7	40.3	672	219
F03357	65.5	20.2	89.3	27.6	567	175
F03358	75.6	23.8	115.9	36.4	681	214
F03359	70.8	23.6	95.9	32.0	476	159
F03360	85.8	29.1	111.8	37.9	547	185
F03361	77.4	22.4	110.6	32.1	560	162
F03362	62.6	21.1	80.9	27.3	397	134
Number of females	11	11	11	11	11	11
Mean	70.7	22.8	105.4	34.0	567	183
S.D.	6.8	2.4	12.9	4.1	91	31
Significance						
Statistical method	DU	DU	DU	DU	DU	DU

DU: Analysis by Dunnett's test.

Appendix 50-4 Individual organ weights of female rats on termination of administration period

(silane, ethenyltrimethoxy- group at 1000 mg/kg)

Female No.	Body weight (g)	Brain (g)	Brain (g%)	Pituitary (mg)	Pituitary (mg%)	Thyroids (mg)	Thyroids (mg%)	Thymus (mg)	Thymus (mg%)	Heart (g)	Heart (g%)	Liver (g)	Liver (g%)	Spleen (mg)	Spleen (mg%)	Kidneys (g)	Kidneys (g%)
F04451	290	1.89	0.65	15.5	5.3	19.0	6.6	117	40	0.97	0.33	10.13	3.49	622	214	2.03	0.70
F04452	Non-copulation																
F04453	264	1.88	0.71	14.6	5.5	14.4	5.5	130	49	0.86	0.33	8.66	3.28	566	214	1.95	0.74
F04454	289	1.86	0.64	15.9	5.5	19.1	6.6	242	84	1.07	0.37	10.64	3.68	685	237	2.45	0.85
F04455	> 186	> 1.90	> 1.02	> 15.5	> 8.3	> 16.7	> 9.0	> 45	> 24	> 0.88	> 0.47	> 8.12	> 4.37	> 172	> 92	> 2.02	> 1.09
F04456	267	1.96	0.73	15.6	5.8	16.1	6.0	99	37	0.94	0.35	9.22	3.45	774	290	8.49	3.18
F04457	269	1.91	0.71	14.7	5.5	21.0	7.8	173	64	0.87	0.32	8.66	3.22	606	225	1.86	0.69
F04458	307	2.01	0.65	14.4	4.7	21.3	6.9	215	70	1.05	0.34	10.11	3.29	809	264	2.04	0.66
F04459	292	1.99	0.68	15.4	5.3	18.4	6.3	224	77	1.01	0.35	10.72	3.67	661	226	2.24	0.77
F04460	300	1.93	0.64	16.4	5.5	24.0	8.0	156	52	1.03	0.34	11.03	3.68	685	228	2.80	0.93
F04461	265	1.81	0.68	12.5	4.7	17.7	6.7	120	45	0.91	0.34	9.17	3.46	598	226	2.19	0.83
F04462	317	1.99	0.63	15.9	5.0	20.5	6.5	220	69	1.12	0.35	10.21	3.22	591	186	2.09	0.66
Number of females	10	10	10	10	10	10	10	10	10	10	10	10	10	10	10	10	10
Mean	286	1.92	0.67	15.1	5.3	19.2	6.7	170	59	0.98	0.34	9.86	3.44	660	231	2.81	1.00
S.D.	19	0.06	0.04	1.1	0.4	2.7	0.8	52	16	0.09	0.01	0.87	0.19	80	28	2.01	0.77
Significance								**	**				**				
Statistical method	DU	DU	DU	DU	DU	DU	DU	DU	DU	DU	DU	DU	DU	DU	DU	DT	DT

>: Excluded from analysis of data because of death.

Significantly different from control group (**: P<0.01).

DU: Analysis by Dunnett's test.

DT: Analysis by Dunnett type mean rank test.

(Continued)

Appendix 50-4 (Continued) Individual organ weights of female rats on termination of administration period

(silane, ethenyltrimethoxy- group at 1000 mg/kg)

Female No.	Adrenals		Ovaries		Uterus	
	(mg)	(mg%)	(mg)	(mg%)	(mg)	(mg%)
F04451	69.5	24.0	89.0	30.7	683	236
F04452	Non-copulation					
F04453	74.4	28.2	94.9	35.9	525	199
F04454	58.5	20.2	93.9	32.5	591	204
F04455	> 108.1	> 58.1	> 73.7	> 39.6	> 341	> 183
F04456	73.6	27.6	99.4	37.2	661	248
F04457	63.4	23.6	81.7	30.4	768	286
F04458	72.6	23.6	90.3	29.4	658	214
F04459	75.8	26.0	96.3	33.0	583	200
F04460	87.9	29.3	105.0	35.0	678	226
F04461	76.2	28.8	93.8	35.4	788	297
F04462	69.3	21.9	92.9	29.3	518	163
Number of females	10	10	10	10	10	10
Mean	72.1	25.3	93.7	32.9	645	227
S.D.	7.9	3.1	6.2	2.9	92	41
Significance						
Statistical method	DU	DU	DU	DU	DU	DU

>: Excluded from analysis of data because of death.
DU: Analysis by Dunnett's test.

Appendix 51-1 Individual organ weights of male rats on termination of recovery period

(Control group)

Male No.	Body weight (g)	Brain		Pituitary		Thyroids		Thymus		Heart		Liver		Spleen		Kidneys	
		(g)	(g%)	(mg)	(mg%)	(mg)	(mg%)	(mg)	(mg%)	(g)	(g%)	(g)	(g%)	(mg)	(mg%)	(g)	(g%)
M01107	514	2.06	0.40	18.5	3.6	21.6	4.2	522	102	1.45	0.28	12.24	2.38	636	124	2.84	0.55
M01108	537	2.02	0.38	17.0	3.2	27.6	5.1	239	45	1.69	0.31	14.70	2.74	240	45	3.12	0.58
M01109	474	1.95	0.41	15.4	3.2	22.4	4.7	293	62	1.38	0.29	11.22	2.37	764	161	3.06	0.65
M01110	534	2.12	0.40	17.4	3.3	16.0	3.0	416	78	1.38	0.26	14.46	2.71	934	175	3.14	0.59
M01111	555	2.25	0.41	17.1	3.1	21.8	3.9	386	70	1.56	0.28	15.31	2.76	962	173	3.20	0.58
M01112	499	2.05	0.41	18.1	3.6	16.0	3.2	233	47	1.30	0.26	12.72	2.55	913	183	3.13	0.63
Number of males	6	6	6	6	6	6	6	6	6	6	6	6	6	6	6	6	6
Mean	519	2.08	0.40	17.3	3.3	20.9	4.0	348	67	1.46	0.28	13.44	2.59	742	144	3.08	0.60
S.D.	29	0.10	0.01	1.1	0.2	4.4	0.8	114	21	0.14	0.02	1.61	0.18	275	53	0.13	0.04

(Continued)

Appendix 51-1 (Continued) Individual organ weights of male rats on termination of recovery period

(Control group)

Male No.	Adrenals		Testes		Epididymides	
	(mg)	(mg%)	(g)	(g%)	(g)	(g%)
M01107	48.6	9.5	3.14	0.61	1.37	0.27
M01108	59.2	11.0	3.96	0.74	1.46	0.27
M01109	55.4	11.7	2.98	0.63	1.19	0.25
M01110	44.5	8.3	2.39	0.45	1.10	0.21
M01111	70.9	12.8	3.44	0.62	1.51	0.27
M01112	56.1	11.2	3.62	0.73	1.66	0.33
Number of males	6	6	6	6	6	6
Mean	55.8	10.8	3.26	0.63	1.38	0.27
S.D.	9.2	1.6	0.55	0.10	0.21	0.04

Appendix 51-2 Individual organ weights of male rats on termination of recovery period

(silane, ethenyltrimethoxy- group at 62.5 mg/kg)

Male No.	Body weight (g)	Brain		Pituitary		Thyroids		Thymus		Heart		Liver		Spleen		Kidneys	
		(g)	(g%)	(mg)	(mg%)	(mg)	(mg%)	(mg)	(mg%)	(g)	(g%)	(g)	(g%)	(mg)	(mg%)	(g)	(g%)
M02207	487	2.03	0.42	16.7	3.4	21.3	4.4	285	59	1.66	0.34	11.96	2.46	648	133	3.58	0.74
M02208	557	2.23	0.40	14.5	2.6	18.1	3.2	370	66	1.64	0.29	15.62	2.80	903	162	3.46	0.62
M02209	457	2.13	0.47	15.0	3.3	18.8	4.1	229	50	1.34	0.29	10.62	2.32	569	125	3.10	0.68
M02210	520	2.07	0.40	16.0	3.1	16.1	3.1	423	81	1.63	0.31	12.51	2.41	864	166	3.17	0.61
M02211	517	2.15	0.42	14.7	2.8	24.2	4.7	178	34	1.64	0.32	12.44	2.41	881	170	3.28	0.63
M02212	539	2.05	0.38	13.1	2.4	17.6	3.3	337	63	1.75	0.32	15.44	2.86	857	159	3.39	0.63
Number of males	6	6	6	6	6	6	6	6	6	6	6	6	6	6	6	6	6
Mean	513	2.11	0.42	15.0	2.9	19.4	3.8	304	59	1.61	0.31	13.10	2.54	787	153	3.33	0.65
S.D.	36	0.07	0.03	1.3	0.4	2.9	0.7	91	16	0.14	0.02	2.00	0.23	141	19	0.18	0.05
Significance				*							*						
Statistical method	DU	DU	DU	DU	DU	DU	DU	DU	DU	DU	DU	DU	DU	DU	DT	DU	DU

Significantly different from control group (*: P<0.05).

DU: Analysis by Dunnett's test.

DT: Analysis by Dunnett type mean rank test.

(Continued)

Appendix 51-2 (Continued) Individual organ weights of male rats on termination of recovery period

(silane, ethenyltrimethoxy- group at 62.5 mg/kg)

Male No.	Adrenals		Testes		Epididymides	
	(mg)	(mg%)	(g)	(g%)	(g)	(g%)
M02207	60.1	12.3	3.80	0.78	1.59	0.33
M02208	67.5	12.1	4.07	0.73	1.58	0.28
M02209	73.5	16.1	3.75	0.82	1.53	0.33
M02210	50.9	9.8	3.68	0.71	1.47	0.28
M02211	48.6	9.4	3.23	0.62	1.26	0.24
M02212	43.8	8.1	3.18	0.59	1.30	0.24
Number of males	6	6	6	6	6	6
Mean	57.4	11.3	3.62	0.71	1.46	0.28
S.D.	11.6	2.9	0.35	0.09	0.14	0.04
Significance						
Statistical method	DU	DU	DU	DU	DU	DU

DU: Analysis by Dunnett's test.

Appendix 51-3 Individual organ weights of male rats on termination of recovery period

(silane, ethenyltrimethoxy- group at 250 mg/kg)

Male No.	Body weight (g)	Brain		Pituitary		Thyroids		Thymus		Heart		Liver		Spleen		Kidneys	
		(g)	(g%)	(mg)	(mg%)	(mg)	(mg%)	(mg)	(mg%)	(g)	(g%)	(g)	(g%)	(mg)	(mg%)	(g)	(g%)
M03307	497	2.04	0.41	18.2	3.7	19.5	3.9	291	59	1.61	0.32	12.11	2.44	761	153	3.40	0.68
M03308	485	2.17	0.45	12.3	2.5	23.4	4.8	214	44	1.39	0.29	12.05	2.48	935	193	3.04	0.63
M03309	506	2.17	0.43	17.8	3.5	20.1	4.0	358	71	1.47	0.29	12.30	2.43	814	161	3.12	0.62
M03310	543	2.08	0.38	15.2	2.8	18.5	3.4	345	64	1.42	0.26	14.95	2.75	845	156	3.37	0.62
M03311	518	2.21	0.43	17.8	3.4	19.0	3.7	298	58	1.54	0.30	12.66	2.44	726	140	3.52	0.68
M03312	537	2.09	0.39	15.5	2.9	27.2	5.1	329	61	1.48	0.28	12.85	2.39	1139	212	3.73	0.69
Number of males	6	6	6	6	6	6	6	6	6	6	6	6	6	6	6	6	6
Mean	514	2.13	0.42	16.1	3.1	21.3	4.2	306	60	1.49	0.29	12.82	2.49	870	169	3.36	0.65
S.D.	23	0.07	0.03	2.3	0.5	3.4	0.7	52	9	0.08	0.02	1.09	0.13	150	27	0.25	0.03
Significance																*	
Statistical method	DU	DU	DU	DU	DU	DU	DU	DU	DU	DU	DU	DU	DU	DU	DT	DU	DU

Significantly different from control group (*: P<0.05).
DU: Analysis by Dunnett's test.
DT: Analysis by Dunnett type mean rank test.

(Continued)

Appendix 51-3 (Continued) Individual organ weights of male rats on termination of recovery period

(silane, ethenyltrimethoxy- group at 250 mg/kg)

Male No.	Adrenals		Testes		Epididymides	
	(mg)	(mg%)	(g)	(g%)	(g)	(g%)
M03307	63.8	12.8	3.73	0.75	1.64	0.33
M03308	39.8	8.2	3.26	0.67	1.37	0.28
M03309	59.6	11.8	3.46	0.68	1.47	0.29
M03310	60.9	11.2	3.00	0.55	1.19	0.22
M03311	59.9	11.6	3.84	0.74	1.46	0.28
M03312	63.3	11.8	3.71	0.69	1.44	0.27
Number of males	6	6	6	6	6	6
Mean	57.9	11.2	3.50	0.68	1.43	0.28
S.D.	9.0	1.6	0.32	0.07	0.15	0.04
Significance						
Statistical method	DU	DU	DU	DU	DU	DU

DU: Analysis by Dunnett's test.

Appendix 51-4 Individual organ weights of male rats on termination of recovery period

(silane, ethenyltrimethoxy- group at 1000 mg/kg)

Male No.	Body weight (g)	Brain (g)	Brain (g%)	Pituitary (mg)	Pituitary (mg%)	Thyroids (mg)	Thyroids (mg%)	Thymus (mg)	Thymus (mg%)	Heart (g)	Heart (g%)	Liver (g)	Liver (g%)	Spleen (mg)	Spleen (mg%)	Kidneys (g)	Kidneys (g%)
M04407	444	2.00	0.45	14.0	3.2	16.3	3.7	270	61	1.47	0.33	10.78	2.43	711	160	3.16	0.71
M04408	501	2.04	0.41	14.8	3.0	17.8	3.6	386	77	1.49	0.30	11.49	2.29	839	167	3.14	0.63
M04409	471	2.06	0.44	16.1	3.4	21.7	4.6	255	54	1.55	0.33	10.86	2.31	848	180	3.31	0.70
M04410	531	2.16	0.41	15.6	2.9	19.4	3.7	351	66	1.52	0.29	13.43	2.53	949	179	3.43	0.65
M04411	470	1.97	0.42	13.8	2.9	20.2	4.3	169	36	1.36	0.29	10.81	2.30	820	174	3.38	0.72
M04412 >	281 >	2.17 >	0.77 >	13.2 >	4.7 >	16.4 >	5.8 >	64 >	23 >	0.91 >	0.32 >	11.41 >	4.06 >	200 >	71 >	2.96 >	1.05
Number of males	5	5	5	5	5	5	5	5	5	5	5	5	5	5	5	5	5
Mean	483	2.05	0.43	14.9	3.1	19.1	4.0	286	59	1.48	0.31	11.47	2.37	833	172	3.28	0.68
S.D.	33	0.07	0.02	1.0	0.2	2.1	0.4	85	15	0.07	0.02	1.13	0.10	85	8	0.13	0.04
Significance				*													**
Statistical method	DU	DU	DU	DU	DU	DU	DU	DU	DU	DU	DU	DU	DU	DU	DT	DU	DU

>: Excluded from analysis of data because of death.

(Continued)

Significantly different from control group (*: P<0.05, **: P<0.01).

DU: Analysis by Dunnett's test.

DT: Analysis by Dunnett type mean rank test.

Appendix 51-4 (Continued) Individual organ weights of male rats on termination of recovery period

(silane, ethenyltrimethoxy- group at 1000 mg/kg)

Male No.	Adrenals		Testes		Epididymides	
	(mg)	(mg%)	(g)	(g%)	(g)	(g%)
M04407	53.5	12.0	3.19	0.72	1.33	0.30
M04408	52.5	10.5	3.04	0.61	1.44	0.29
M04409	69.7	14.8	3.29	0.70	1.29	0.27
M04410	62.6	11.8	3.73	0.70	1.41	0.27
M04411	69.9	14.9	3.44	0.73	1.45	0.31
M04412	> 89.0	> 31.7	> 2.77	> 0.99	> 1.00	> 0.36
Number of males	5	5	5	5	5	5
Mean	61.6	12.8	3.34	0.69	1.38	0.29
S.D.	8.4	2.0	0.26	0.05	0.07	0.02
Significance						
Statistical method	DU	DU	DU	DU	DU	DU

>: Excluded from analysis of data because of death.
DU: Analysis by Dunnett's test.

Appendix 52-1 Individual organ weights of female rats on termination of recovery period

(Control group)

Female No.	Body weight (g)	Brain		Pituitary		Thyroids		Thymus		Heart		Liver		Spleen		Kidneys	
		(g)	(g%)	(mg)	(mg%)	(mg)	(mg%)	(mg)	(mg%)	(g)	(g%)	(g)	(g%)	(mg)	(mg%)	(g)	(g%)
F01171	338	1.98	0.59	18.5	5.5	16.7	4.9	261	77	1.00	0.30	8.29	2.45	589	174	2.06	0.61
F01172	328	2.03	0.62	21.2	6.5	22.7	6.9	438	134	1.07	0.33	7.90	2.41	629	192	1.98	0.60
F01173	320	2.06	0.64	19.5	6.1	27.0	8.4	231	72	0.91	0.28	7.32	2.29	524	164	1.98	0.62
F01174	326	2.05	0.63	20.5	6.3	17.7	5.4	274	84	1.08	0.33	8.78	2.69	593	182	1.94	0.60
F01175	275	1.96	0.71	16.6	6.0	15.5	5.6	203	74	0.85	0.31	7.01	2.55	481	175	1.98	0.72
F01176	324	2.08	0.64	24.5	7.6	16.3	5.0	392	121	1.04	0.32	7.98	2.46	549	169	2.22	0.69
Number of females	6	6	6	6	6	6	6	6	6	6	6	6	6	6	6	6	6
Mean	319	2.03	0.64	20.1	6.3	19.3	6.0	300	94	0.99	0.31	7.88	2.48	561	176	2.03	0.64
S.D.	22	0.05	0.04	2.7	0.7	4.6	1.4	94	27	0.09	0.02	0.64	0.14	54	10	0.10	0.05

(Continued)

Appendix 52-1 (Continued) Individual organ weights of female rats on termination of recovery period

(Control group)

Female No.	Adrenals		Ovaries		Uterus	
	(mg)	(mg%)	(mg)	(mg%)	(mg)	(mg%)
F01171	77.2	22.8	82.6	24.4	559	165
F01172	68.2	20.8	110.1	33.6	533	163
F01173	44.3	13.8	92.3	28.8	557	174
F01174	63.3	19.4	97.1	29.8	485	149
F01175	57.7	21.0	87.3	31.7	545	198
F01176	85.6	26.4	93.9	29.0	577	178
Number of females	6	6	6	6	6	6
Mean	66.1	20.7	93.9	29.6	543	171
S.D.	14.6	4.2	9.4	3.1	32	17

Appendix 52-2 Individual organ weights of female rats on termination of recovery period

(silane, ethenyltrimethoxy- group at 250 mg/kg)

Female No.	Body weight (g)	Brain		Pituitary		Thyroids		Thymus		Heart		Liver		Spleen		Kidneys	
		(g)	(g%)	(mg)	(mg%)	(mg)	(mg%)	(mg)	(mg%)	(g)	(g%)	(g)	(g%)	(mg)	(mg%)	(g)	(g%)
F03371	293	2.08	0.71	19.5	6.7	20.2	6.9	354	121	1.06	0.36	7.40	2.53	678	231	2.13	0.73
F03372	303	2.09	0.69	24.4	8.1	21.9	7.2	330	109	1.15	0.38	7.23	2.39	546	180	2.18	0.72
F03373	300	2.01	0.67	17.8	5.9	14.0	4.7	194	65	1.02	0.34	6.82	2.27	475	158	1.91	0.64
F03374	313	1.86	0.59	21.6	6.9	17.8	5.7	250	80	1.03	0.33	8.06	2.58	654	209	1.93	0.62
F03375	314	1.89	0.60	14.8	4.7	23.8	7.6	276	88	0.83	0.26	7.16	2.28	526	168	1.79	0.57
F03376	329	2.01	0.61	16.4	5.0	23.3	7.1	304	92	0.99	0.30	8.04	2.44	692	210	1.97	0.60
Number of females	6	6	6	6	6	6	6	6	6	6	6	6	6	6	6	6	6
Mean	309	1.99	0.65	19.1	6.2	20.2	6.5	285	93	1.01	0.33	7.45	2.42	595	193	1.99	0.65
S.D.	13	0.10	0.05	3.5	1.3	3.7	1.1	58	20	0.11	0.04	0.50	0.13	91	28	0.15	0.07
Significance																	
Statistical method	DU	DU	DU	DU	DU	DU	DU	DU	DU	DU	DU	DU	DU	DU	DU	DU	DU

DU: Analysis by Dunnett's test.

(Continued)

Appendix 52-2 (Continued) Individual organ weights of female rats on termination of recovery period

(silane, ethenyltrimethoxy- group at 250 mg/kg)

Female No.	Adrenals		Ovaries		Uterus	
	(mg)	(mg%)	(mg)	(mg%)	(mg)	(mg%)
F03371	63.5	21.7	91.6	31.3	663	226
F03372	63.8	21.1	76.1	25.1	555	183
F03373	69.8	23.3	87.0	29.0	565	188
F03374	71.9	23.0	89.8	28.7	1008	322
F03375	54.8	17.5	77.3	24.6	837	267
F03376	73.1	22.2	77.9	23.7	889	270
Number of females	6	6	6	6	6	6
Mean	66.2	21.5	83.3	27.1	753	243
S.D.	6.9	2.1	7.0	3.0	186	54
Significance					*	**
Statistical method	DU	DU	DU	DU	DT	DU

Significantly different from control group (*: P<0.05, **: P<0.01).
DU: Analysis by Dunnett's test.
DT: Analysis by Dunnett type mean rank test.

Appendix 52-3 Individual organ weights of female rats on termination of recovery period

(silane, ethenyltrimethoxy- group at 1000 mg/kg)

Female No.	Body weight (g)	Brain		Pituitary		Thyroids		Thymus		Heart		Liver		Spleen		Kidneys	
		(g)	(g%)	(mg)	(mg%)	(mg)	(mg%)	(mg)	(mg%)	(g)	(g%)	(g)	(g%)	(mg)	(mg%)	(g)	(g%)
F04471	322	1.98	0.61	19.6	6.1	20.1	6.2	390	121	1.17	0.36	8.20	2.55	669	208	2.46	0.76
F04472	293	2.05	0.70	20.3	6.9	22.8	7.8	320	109	1.11	0.38	7.79	2.66	589	201	2.39	0.82
F04473	305	1.96	0.64	16.2	5.3	18.7	6.1	313	103	0.95	0.31	6.88	2.26	535	175	2.03	0.67
F04474	319	2.07	0.65	14.4	4.5	17.0	5.3	243	76	0.87	0.27	6.88	2.16	558	175	2.00	0.63
F04475	337	2.05	0.61	16.8	5.0	16.3	4.8	359	107	1.04	0.31	8.70	2.58	680	202	2.24	0.66
F04476	291	1.96	0.67	18.1	6.2	21.4	7.4	296	102	1.06	0.36	7.64	2.63	504	173	2.10	0.72
Number of females	6	6	6	6	6	6	6	6	6	6	6	6	6	6	6	6	6
Mean	311	2.01	0.65	17.6	5.7	19.4	6.3	320	103	1.03	0.33	7.68	2.47	589	189	2.20	0.71
S.D.	18	0.05	0.04	2.2	0.9	2.5	1.2	51	15	0.11	0.04	0.72	0.21	72	16	0.19	0.07
Significance																	
Statistical method	DU	DU	DU	DU	DU	DU	DU	DU	DU	DU	DU	DU	DU	DU	DU	DU	DU

DU: Analysis by Dunnett's test.

(Continued)

Appendix 52-3 (Continued) Individual organ weights of female rats on termination of recovery period

(silane, ethenyltrimethoxy- group at 1000 mg/kg)

Female No.	Adrenals		Ovaries		Uterus	
	(mg)	(mg%)	(mg)	(mg%)	(mg)	(mg%)
F04471	73.6	22.9	99.2	30.8	727	226
F04472	78.3	26.7	78.1	26.7	797	272
F04473	80.6	26.4	77.4	25.4	565	185
F04474	75.1	23.5	82.9	26.0	827	259
F04475	79.2	23.5	108.4	32.2	797	236
F04476	63.4	21.8	91.8	31.5	691	237
Number of females	6	6	6	6	6	6
Mean	75.0	24.1	89.6	28.8	734	236
S.D.	6.3	2.0	12.5	3.1	97	30
Significance					*	*
Statistical method	DU	DU	DU	DU	DT	DU

Significantly different from control group (*: P<0.05).
DU: Analysis by Dunnett's test.
DT: Analysis by Dunnett type mean rank test.

Appendix 53 Individual histopathological findings of dead male rats

(silane, ethenyltrimethoxy- group at 1000 mg/kg)

Male No.	Organ/Tissue	Findings
M04401	Whole organs and tissues	Postmortal change: 2+
	Urinary bladder	Hyperplasia, transitional epithelium: ±
	Urethra	Hyperplasia, transitional epithelium: ±
M04412	Whole organs and tissues	Postmortal change: +
	Jejunum	Vacuolization, lamina propria: ±
	Kidney	Hyperplasia, transitional epithelium: ±
	Urinary bladder	Hyperplasia, transitional epithelium: +
	Urethra	Hyperplasia, transitional epithelium: ±
	Testis	Atrophy, seminiferous tubule: ±
	Epididymis	Cell debris, lumen: ±

Grade of histopathological findings: ±: slight, +: mild, 2+: moderate, 3+: marked.

Appendix 54 Individual histopathological findings of dead female rats

(silane, ethenyltrimethoxy- group at 1000 mg/kg)

Female No.	Organ/Tissue	Findings
F04455	Whole organs and tissues	Postmortal change: 2+
	Heart	Cellular infiltration: ±
	Kidney	Hyperplasia, transitional epithelium: ±
	Urinary bladder	Hyperplasia, transitional epithelium: ±

Grade of histopathological findings: ±: slight, +: mild, 2+: moderate, 3+: marked.

Appendix 55-1 Individual histopathological findings of male rats on termination of administration period

(Control group)

Male No.	Organ/Tissue	Findings
M01101	Lung	Mineralization, vascular wall: ±
	Thyroid	Ectopic, thymic tissue: ±
	Other organs and tissues	No abnormality detected
M01102	Whole organs and tissues	No abnormality detected
M01103	Parathyroid	Missing
	Other organs and tissues	No abnormality detected
M01104	Whole organs and tissues	No abnormality detected
M01105	Heart	Cellular infiltration: ±
	Other organs and tissues	No abnormality detected
M01106	Whole organs and tissues	No abnormality detected

Grade of histopathological findings: ±: slight, +: mild, 2+: moderate, 3+: marked.

Appendix 55-2 Individual histopathological findings of male rats on termination of administration period

(silane, ethenyltrimethoxy- group at 62.5 mg/kg)

Male No.	Organ/Tissue	Findings
M02201	Whole organs and tissues	No abnormality detected
M02202	Whole organs and tissues	No abnormality detected
M02203	Whole organs and tissues	No abnormality detected
M02204	Urinary bladder	Hyperplasia, transitional epithelium: ±
	Other organs and tissues	No abnormality detected
M02205	Whole organs and tissues	No abnormality detected
M02206	Kidney	Regeneration, urinary tubule: ±
	Urinary bladder	Hyperplasia, transitional epithelium: ±
	Other organs and tissues	No abnormality detected

Grade of histopathological findings: ±: slight, +: mild, 2+: moderate, 3+: marked.
Examined only duodenum, jejunum, ileum, thymus, mesenteric lymph node, kidney, urinary bladder, urethra, testis, and epididymis.

Appendix 55-3 Individual histopathological findings of male rats on termination of administration period

(silane, ethenyltrimethoxy- group at 250 mg/kg)

Male No.	Organ/Tissue	Findings
M03301	Duodenum	Vacuolization, lamina propria: ±
	Jejunum	Vacuolization, lamina propria: ±
	Urinary bladder	Hyperplasia, transitional epithelium: ±
	Other organs and tissues	No abnormality detected
M03302	Urinary bladder	Hyperplasia, transitional epithelium: +
	Other organs and tissues	No abnormality detected
M03303	Urinary bladder	Hyperplasia, transitional epithelium: +
	Other organs and tissues	No abnormality detected
M03304	Urinary bladder	Hyperplasia, transitional epithelium: +
	Other organs and tissues	No abnormality detected
M03305	Urinary bladder	Hyperplasia, transitional epithelium: +
	Other organs and tissues	No abnormality detected
M03306	Urinary bladder	Hyperplasia, transitional epithelium: +
	Other organs and tissues	No abnormality detected

Grade of histopathological findings: ±: slight, +: mild, 2+: moderate, 3+: marked.
Examined only duodenum, jejunum, ileum, thymus, mesenteric lymph node, kidney, urinary bladder, urethra, testis, and epididymis.

Appendix 55-4 Individual histopathological findings of male rats on termination of administration period

(silane, ethenyltrimethoxy- group at 1000 mg/kg)

Male No.	Organ/Tissue	Findings
M04402	Lung	Accumulation, foam cell: ±
	Duodenum	Vacuolization, lamina propria: ±
	Jejunum	Vacuolization, lamina propria: +
	Kidney	Hyperplasia, transitional epithelium: +
	Kidney	Pyelonephritis: 2+
	Urinary bladder	Hyperplasia, transitional epithelium: +
	Other organs and tissues	No abnormality detected
M04403	Lung	Mineralization, vascular wall: ±
	Duodenum	Vacuolization, lamina propria: ±
	Jejunum	Vacuolization, lamina propria: +
	Ileum	Vacuolization, lamina propria: ±
	Kidney	Hyperplasia, transitional epithelium: +
	Kidney	Pyelonephritis: +
	Urinary bladder	Hyperplasia, transitional epithelium: +
	Urethra	Hyperplasia, transitional epithelium: ±
	Other organs and tissues	No abnormality detected
M04404	Jejunum	Vacuolization, lamina propria: +
	Ileum	Vacuolization, lamina propria: ±
	Kidney	Hyperplasia, transitional epithelium: +
	Kidney	Pyelonephritis: 2+
	Urinary bladder	Hyperplasia, transitional epithelium: +
	Urethra	Hyperplasia, transitional epithelium: +
	Other organs and tissues	No abnormality detected
M04405	Jejunum	Vacuolization, lamina propria: +
	Mesenteric lymph node	Vacuolization, sinus: ±
	Kidney	Hyperplasia, transitional epithelium: +
	Kidney	Pyelonephritis: +
	Urinary bladder	Hyperplasia, transitional epithelium: +
	Urethra	Hyperplasia, transitional epithelium: ±
	Testis	Atrophy, seminiferous tubule: +
	Epididymis	Decrease, sperm: ±
	Epididymis	Cell debris, lumen: +
	Other organs and tissues	No abnormality detected
M04406	Lung	Mineralization, vascular wall: ±
	Duodenum	Vacuolization, lamina propria: ±
	Jejunum	Vacuolization, lamina propria: +
	Mesenteric lymph node	Vacuolization, sinus: ±
	Kidney	Hyperplasia, transitional epithelium: +
	Kidney	Pyelonephritis: +
	Urinary bladder	Hyperplasia, transitional epithelium: +
	Urethra	Hyperplasia, transitional epithelium: ±
	Testis	Degeneration, seminiferous tubule: ±
	Testis	Vacuolization, Sertoli cell: ±
	Testis	Retention, spermatid: ±
	Epididymis	Decrease, sperm: ±
	Epididymis	Cell debris, lumen: ±
	Other organs and tissues	No abnormality detected

Grade of histopathological findings: ±: slight, +: mild, 2+: moderate, 3+: marked.

Appendix 56-1 Individual histopathological findings of female rats on termination of administration period

(Control group)

Female No.	Organ/Tissue	Findings
F01151	Whole organs and tissues	No abnormality detected
F01152	Whole organs and tissues	No abnormality detected
F01153	Liver	Necrosis, hepatocyte, focal: ±
	Other organs and tissues	No abnormality detected
F01154	Parathyroid	Missing
	Other organs and tissues	No abnormality detected
F01155	Whole organs and tissues	No abnormality detected
F01156	Whole organs and tissues	No abnormality detected

Grade of histopathological findings: ±: slight, +: mild, 2+: moderate, 3+: marked.

Appendix 56-2 Individual histopathological findings of female rats on termination of administration period

(silane, ethenyltrimethoxy- group at 62.5 mg/kg)

Female No.	Organ/Tissue	Findings
F02251	Kidney	Cyst: ±
	Other organs and tissues	No abnormality detected
F02253	Whole organs and tissues	No abnormality detected
F02254	Whole organs and tissues	No abnormality detected
F02255	Whole organs and tissues	No abnormality detected
F02256	Whole organs and tissues	No abnormality detected
F02257	Whole organs and tissues	No abnormality detected

Grade of histopathological findings: ±: slight, +: mild, 2+: moderate, 3+: marked.
Examined only duodenum, jejunum, ileum, thymus, mesenteric lymph node, kidney, urinary bladder, and urethra.

Appendix 56-3 Individual histopathological findings of female rats on termination of administration period

(silane, ethenyltrimethoxy- group at 250 mg/kg)

Female No.	Organ/Tissue	Findings
F03351	Duodenum	Vacuolization, lamina propria: ±
	Urinary bladder	Hyperplasia, transitional epithelium: ±
	Urethra	Missing
	Other organs and tissues	No abnormality detected
F03353	Urinary bladder	Hyperplasia, transitional epithelium: +
	Other organs and tissues	No abnormality detected
F03354	Urinary bladder	Hyperplasia, transitional epithelium: +
	Other organs and tissues	No abnormality detected
F03355	Urinary bladder	Hyperplasia, transitional epithelium: +
	Urethra	Missing
	Other organs and tissues	No abnormality detected
F03356	Urinary bladder	Hyperplasia, transitional epithelium: +
	Other organs and tissues	No abnormality detected
F03357	Urinary bladder	Hyperplasia, transitional epithelium: +
	Other organs and tissues	No abnormality detected

Grade of histopathological findings: ±: slight, +: mild, 2+: moderate, 3+: marked.
Examined only duodenum, jejunum, ileum, thymus, mesenteric lymph node, kidney, urinary bladder, and urethra.

Appendix 56-4 Individual histopathological findings of female rats on termination of administration period

(silane, ethenyltrimethoxy- group at 1000 mg/kg)

Female No.	Organ/Tissue	Findings
F04451	Jejunum	Vacuolization, lamina propria: +
	Thymus	Atrophy, cortex and medulla: ±
	Kidney	Hyperplasia, transitional epithelium: +
	Kidney	Regeneration, urinary tubule: ±
	Urinary bladder	Hyperplasia, transitional epithelium: +
	Other organs and tissues	No abnormality detected
F04453	Jejunum	Vacuolization, lamina propria: +
	Mesenteric lymph node	Vacuolization, sinus: +
	Urinary bladder	Hyperplasia, transitional epithelium: +
	Other organs and tissues	No abnormality detected
F04454	Jejunum	Vacuolization, lamina propria: +
	Kidney	Hyperplasia, transitional epithelium: ±
	Kidney	Regeneration, urinary tubule: ±
	Kidney	Pyelitis: ±
	Urinary bladder	Hyperplasia, transitional epithelium: +
	Urethra	Metaplasia, keratinized stratified squamous epithelium: +
	Urethra	Cellular infiltration: ±
	Other organs and tissues	No abnormality detected
F04456	Duodenum	Vacuolization, lamina propria: ±
	Jejunum	Vacuolization, lamina propria: +
	Thymus	Atrophy, cortex and medulla: ±
	Kidney	Hyperplasia, transitional epithelium: ±
	Kidney	Regeneration, urinary tubule: ±
	Kidney	Pyelitis: ±
	Kidney	Hydronephrosis, right: 2+
	Urinary bladder	Hyperplasia, transitional epithelium: +
	Urethra	Hyperplasia, transitional epithelium: ±
	Other organs and tissues	No abnormality detected
F04457	Lung	Accumulation, foam cell: ±
	Duodenum	Vacuolization, lamina propria: ±
	Jejunum	Vacuolization, lamina propria: +
	Mesenteric lymph node	Vacuolization, sinus: +
	Urinary bladder	Hyperplasia, transitional epithelium: +
	Urethra	Metaplasia, keratinized stratified squamous epithelium: +
	Urethra	Necrosis, epithelium: 2+
	Urethra	Cellular infiltration: +
	Other organs and tissues	No abnormality detected
F04458	Jejunum	Vacuolization, lamina propria: +
	Mesenteric lymph node	Vacuolization, sinus: ±
	Urinary bladder	Hyperplasia, transitional epithelium: +
	Urethra	Hyperplasia, transitional epithelium: ±
	Other organs and tissues	No abnormality detected

Grade of histopathological findings: ±: slight, +: mild, 2+: moderate, 3+: marked.

Appendix 57-1 Individual histopathological findings of male rats on termination of recovery period

(Control group)

Male No.	Organ/Tissue	Findings
M01107	Whole organs and tissues	No abnormality detected
M01108	Spleen	Atrophy: +
	Other organs and tissues	No abnormality detected
M01109	Whole organs and tissues	No abnormality detected
M01110	Testis	Degeneration, seminiferous tubule: ±
	Testis	Vacuolization, Sertoli cell: ±
	Epididymis	Cell debris, lumen: ±
	Other organs and tissues	No abnormality detected
M01111	Testis	Atrophy, seminiferous tubule: ±
	Epididymis	Cell debris, lumen: ±
	Other organs and tissues	No abnormality detected
M01112	Whole organs and tissues	No abnormality detected

Grade of histopathological findings: ±: slight, +: mild, 2+: moderate, 3+: marked.

Examined only for duodenum, jejunum, ileum, thymus, mesenteric lymph node, kidney, urinary bladder, urethra, testis, and epididymis; also for spleen in the male No. M01108.

Appendix 57-2 Individual histopathological findings of male rats on termination of recovery period

(silane, ethenyltrimethoxy- group at 62.5 mg/kg)

Male No.	Organ/Tissue	Findings
M02207	Whole organs and tissues	No abnormality detected
M02208	Whole organs and tissues	No abnormality detected
M02209	Whole organs and tissues	No abnormality detected
M02210	Whole organs and tissues	No abnormality detected
M02211	Whole organs and tissues	No abnormality detected
M02212	Whole organs and tissues	No abnormality detected

Grade of histopathological findings: ±: slight, +: mild, 2+: moderate, 3+: marked.
Examined only for duodenum, jejunum, ileum, thymus, mesenteric lymph node, kidney, urinary bladder, urethra, testis, and epididymis.

Appendix 57-3 Individual histopathological findings of male rats on termination of recovery period

(silane, ethenyltrimethoxy- group at 250 mg/kg)

Male No.	Organ/Tissue	Findings
M03307	Duodenum	Vacuolization, lamina propria: ±
	Urinary bladder	Hyperplasia, transitional epithelium: ±
	Other organs and tissues	No abnormality detected
M03308	Urinary bladder	Hyperplasia, transitional epithelium: ±
	Other organs and tissues	No abnormality detected
M03309	Urinary bladder	Hyperplasia, transitional epithelium: ±
	Other organs and tissues	No abnormality detected
M03310	Urinary bladder	Hyperplasia, transitional epithelium: ±
	Other organs and tissues	No abnormality detected
M03311	Urinary bladder	Hyperplasia, transitional epithelium: ±
	Other organs and tissues	No abnormality detected
M03312	Whole organs and tissues	No abnormality detected

Grade of histopathological findings: ±: slight, +: mild, 2+: moderate, 3+: marked.
Examined only for duodenum, jejunum, ileum, thymus, mesenteric lymph node, kidney, urinary bladder, urethra, testis, and epididymis.

Appendix 57-4 Individual histopathological findings of male rats on termination of recovery period

(silane, ethenyltrimethoxy- group at 1000 mg/kg)

Male No.	Organ/Tissue	Findings
M04407	Jejunum	Vacuolization, lamina propria: +
	Mesenteric lymph node	Vacuolization, sinus: ±
	Kidney	Hyperplasia, transitional epithelium: ±
	Kidney	Regeneration, urinary tubule: ±
	Urinary bladder	Hyperplasia, transitional epithelium: ±
	Other organs and tissues	No abnormality detected
M04408	Duodenum	Vacuolization, lamina propria: ±
	Jejunum	Vacuolization, lamina propria: +
	Mesenteric lymph node	Vacuolization, sinus: ±
	Kidney	Hyperplasia, transitional epithelium: ±
	Kidney	Regeneration, urinary tubule: +
	Urinary bladder	Hyperplasia, transitional epithelium: ±
	Testis	Degeneration, seminiferous tubule: ±
	Testis	Retention, spermatid: ±
	Other organs and tissues	No abnormality detected
M04409	Jejunum	Vacuolization, lamina propria: +
	Mesenteric lymph node	Vacuolization, sinus: ±
	Kidney	Hyperplasia, transitional epithelium: ±
	Kidney	Regeneration, urinary tubule: +
	Urinary bladder	Hyperplasia, transitional epithelium: ±
	Other organs and tissues	No abnormality detected
M04410	Jejunum	Vacuolization, lamina propria: +
	Kidney	Hyperplasia, transitional epithelium: ±
	Kidney	Regeneration, urinary tubule: ±
	Urinary bladder	Hyperplasia, transitional epithelium: ±
	Other organs and tissues	No abnormality detected
M04411	Duodenum	Vacuolization, lamina propria: +
	Jejunum	Vacuolization, lamina propria: +
	Ileum	Vacuolization, lamina propria: +
	Mesenteric lymph node	Vacuolization, sinus: ±
	Kidney	Hyperplasia, transitional epithelium: +
	Kidney	Regeneration, urinary tubule: +
	Urinary bladder	Hyperplasia, transitional epithelium: ±
	Other organs and tissues	No abnormality detected

Grade of histopathological findings: ±: slight, +: mild, 2+: moderate, 3+: marked.
Examined only for duodenum, jejunum, ileum, thymus, mesenteric lymph node, kidney, urinary bladder, urethra, testis, and epididymis.

Appendix 58-1 Individual histopathological findings of female rats on termination of recovery period

(Control group)

Female No.	Organ/Tissue	Findings
F01171	Whole organs and tissues	No abnormality detected
F01172	Whole organs and tissues	No abnormality detected
F01173	Whole organs and tissues	No abnormality detected
F01174	Urethra	Missing
	Other organs and tissues	No abnormality detected
F01175	Whole organs and tissues	No abnormality detected
F01176	Whole organs and tissues	No abnormality detected

Grade of histopathological findings: ±: slight, +: mild, 2+: moderate, 3+: marked.
Examined only for duodenum, jejunum, ileum, thymus, mesenteric lymph node, kidney, urinary bladder, and urethra.

Appendix 58-2 Individual histopathological findings of female rats on termination of recovery period

(silane, ethenyltrimethoxy- group at 250 mg/kg)

Female No.	Organ/Tissue	Findings
F03371	Urinary bladder	Hyperplasia, transitional epithelium: ±
	Other organs and tissues	No abnormality detected
F03372	Urinary bladder	Hyperplasia, transitional epithelium: ±
	Urethra	Missing
	Other organs and tissues	No abnormality detected
F03373	Urinary bladder	Hyperplasia, transitional epithelium: +
	Other organs and tissues	No abnormality detected
F03374	Urinary bladder	Hyperplasia, transitional epithelium: ±
	Other organs and tissues	No abnormality detected
F03375	Urinary bladder	Hyperplasia, transitional epithelium: ±
	Other organs and tissues	No abnormality detected
F03376	Urinary bladder	Hyperplasia, transitional epithelium: ±
	Other organs and tissues	No abnormality detected

Grade of histopathological findings: ±: slight, +: mild, 2+: moderate, 3+: marked.
Examined only for duodenum, jejunum, ileum, thymus, mesenteric lymph node, kidney, urinary bladder, and urethra.

Appendix 58-3 Individual histopathological findings of female rats on termination of recovery period

(silane, ethenyltrimethoxy- group at 1000 mg/kg)

Female No.	Organ/Tissue	Findings
F04471	Duodenum	Vacuolization, lamina propria: ±
	Jejunum	Vacuolization, lamina propria: +
	Mesenteric lymph node	Vacuolization, sinus: ±
	Kidney	Hyperplasia, transitional epithelium: ±
	Kidney	Regeneration, urinary tubule: ±
	Urinary bladder	Hyperplasia, transitional epithelium: ±
	Other organs and tissues	No abnormality detected
F04472	Duodenum	Vacuolization, lamina propria: ±
	Jejunum	Vacuolization, lamina propria: +
	Kidney	Hyperplasia, transitional epithelium: ±
	Kidney	Regeneration, urinary tubule: ±
	Urinary bladder	Hyperplasia, transitional epithelium: ±
	Urethra	Hyperplasia, transitional epithelium: ±
	Other organs and tissues	No abnormality detected
F04473	Duodenum	Vacuolization, lamina propria: ±
	Jejunum	Vacuolization, lamina propria: +
	Kidney	Hyperplasia, transitional epithelium: ±
	Kidney	Regeneration, urinary tubule: ±
	Urinary bladder	Hyperplasia, transitional epithelium: ±
	Other organs and tissues	No abnormality detected
F04474	Jejunum	Vacuolization, lamina propria: +
	Mesenteric lymph node	Vacuolization, sinus: ±
	Urinary bladder	Hyperplasia, transitional epithelium: +
	Other organs and tissues	No abnormality detected
F04475	Duodenum	Vacuolization, lamina propria: ±
	Jejunum	Vacuolization, lamina propria: +
	Kidney	Regeneration, urinary tubule: ±
	Urinary bladder	Hyperplasia, transitional epithelium: +
	Other organs and tissues	No abnormality detected
F04476	Duodenum	Vacuolization, lamina propria: ±
	Jejunum	Vacuolization, lamina propria: +
	Mesenteric lymph node	Vacuolization, sinus: ±
	Urinary bladder	Hyperplasia, transitional epithelium: ±
	Other organs and tissues	No abnormality detected

Grade of histopathological findings: ±: slight, +: mild, 2+: moderate, 3+: marked.
Examined only for duodenum, jejunum, ileum, thymus, mesenteric lymph node, kidney, urinary bladder, and urethra.

Appendix 59-1 Individual reproductive functions of male rats and female rats

(Control group)

Administration			Pairing		Copulation (+) or non-copulation (-)	Pregnancy (+) or non-pregnancy (-)	Number of days till copulation after pairing
Female No.	Days 1 7 14	Number of estrus	Male No.	Days 1 7 14			
F01151	DPEDDPEDDPEDDP	3	M01101	EDDP+	+	+	4
F01152	DPEDDPEDDPEMDP	3	M01102	EMDP+	+	+	4
F01153	DPEDDPEDDDEEED	3	M01103	DPE+	+	+	3
F01154	DPEDDPEDDPEDDP	3	M01104	EDDP+	+	+	4
F01155	DPEDDPEDDPEDDP	3	M01105	EDDP+	+	+	4
F01156	DDPEDDPEDDPEDD	3	M01106	P+	+	+	1
F01157	DDPEDDPEDDPEDD	3	M01107	P+	+	+	1
F01158	PEDDPEMDPEDDPE	4	M01108	MDP+	+	+	3
F01159	DDPEDDPEDDDEDD	3	M01109	P+	+	+	1
F01160	PEDDPEMDPEDDPE	4	M01110	DDD+	+	+	3
F01161	DDPEDDPEDDDEDD	3	M01111	D+	+	+	1
F01162	DPEDDPEDDPEDDP	3	M01112	EDDP+	+	+	4
Number of females		12			12	12	12
Mean		3.2					2.8
S.D.		0.4					1.4
%					100.0 a)	100.0 b)	

When estrus continued for 2 consecutive days or more, it was counted only once.
a): Copulation index (%); (Number of pairs with successful copulation/number of pairs)×100.
b): Fertility index (%); (Number of pregnant females/number of pairs with successful copulation)×100.
P: Pro-estrus, E: Estrus, M: Meta-estrus, D: Di-estrus, +: Copulation.

Appendix 59-2 Individual reproductive functions of male rats and female rats

(silane, ethenyltrimethoxy- group at 62.5 mg/kg)

Administration			Pairing		Copulation (+) or non-copulation (-)	Pregnancy (+) or non-pregnancy (-)	Number of days till copulation after pairing
Female No.	Days 1 7 14	Number of estrus	Male No.	Days 1 7 14			
F02251	DPEDDPEMDPEDDP	3	M02201	EDDP+	+	+	4
F02252	DPEDDPEDDDEDDP	3	M02202	EDDDDDDDDDDDDDD	-	---	---
F02253	DPEDDPEMDPEDDP	3	M02203	EDDP+	+	+	4
F02254	DDPEDDPEDDDEDD	3	M02204	D+	+	+	1
F02255	DDPEDDPEDDPEDD	3	M02205	P+	+	+	1
F02256	DPEDDPEMDDEEDD	3	M02206	P+	+	+	1
F02257	DDPEDDPEDDEEDD	3	M02207	P+	+	+	1
F02258	DDPEDDPEDDDEDD	3	M02208	P+	+	+	1
F02259	DDPEDDPEMDDEDD	3	M02209	D+	+	+	1
F02260	DDPEDDPEDDPEDD	3	M02210	D+	+	+	1
F02261	EDDPEMDPEMDPED	4	M02211	DP+	+	+	2
F02262	PEDDPEMDPEDDEE	4	M02212	MDP+	+	+	3
Number of females		12			11	11	11
Mean		3.2					1.8
S.D.		0.4					1.3
%					91.7 a)	100.0 b)	
Significance							
Statistical method		DT			CHI-2	UA	DT

When estrus continued for 2 consecutive days or more, it was counted only once.
a): Copulation index (%); (Number of pairs with successful copulation/number of pairs)×100.
b): Fertility index (%); (Number of pregnant females/number of pairs with successful copulation)×100.
P: Pro-estrus, E: Estrus, M: Meta-estrus, D: Di-estrus, +: Copulation.
DT: Analysis by Dunnett type mean rank test.
CHI-2: Analysis by chi-square test (2×2).
UA: Unable to be analyzed because the value in the treated group was the same as the value in the control group.

Appendix 59-3 Individual reproductive functions of male rats and female rats

(silane, ethenyltrimethoxy- group at 250 mg/kg)

Administration			Pairing		Copulation (+) or non-copulation (-)	Pregnancy (+) or non-pregnancy (-)	Number of days till copulation after pairing
Female No.	Days 1 7 14	Number of estrus	Male No.	Days 1 7 14			
F03351	DDPEDDPEDDPEDD	3	M03301	P+	+	+	1
F03352	EDDPEDDPEDDPEE	4	M03302	DDPEMDDDDDDDDDD	-	---	---
F03353	EDDPEMDDPEEDDP	3	M03303	E+	+	+	1
F03354	DDPEDDPEEDDPEE	3	M03304	DDP+	+	+	3
F03355	DDPEDDPEDDDEED	3	M03305	DP+	+	+	2
F03356	DDPEDDDPEDDPED	3	M03306	DP+	+	+	2
F03357	DDPEDDPEDDPEDD	3	M03307	P+	+	+	1
F03358	DDPEDDPEDDPEDD	3	M03308	D+	+	+	1
F03359	DPEDDPEEDPEDDP	3	M03309	EDDDDDDDDDDDDD+	+	+	14
F03360	PEDDDEEDDPEDDP	3	M03310	P+	+	+	1
F03361	DDPEDDPEDDDEDD	3	M03311	D+	+	+	1
F03362	DPEDDPEMDPEDDP	3	M03312	EDDP+	+	+	4
Number of females		12			11	11	11
Mean		3.1					2.8
S.D.		0.3					3.8
%					91.7 a)	100.0 b)	
Significance							
Statistical method		DT			CHI-2	UA	DT

When estrus continued for 2 consecutive days or more, it was counted only once.
a): Copulation index (%); (Number of pairs with successful copulation/number of pairs)×100.
b): Fertility index (%); (Number of pregnant females/number of pairs with successful copulation)×100.
P: Pro-estrus, E: Estrus, M: Meta-estrus, D: Di-estrus, +: Copulation.
DT: Analysis by Dunnett type mean rank test.
CHI-2: Analysis by chi-square test (2×2).
UA: Unable to be analyzed because the value in the treated group was the same as the value in the control group.

Appendix 59-4 Individual reproductive functions of male rats and female rats

(silane, ethenyltrimethoxy- group at 1000 mg/kg)

Administration			Pairing			
Female No.	Days 1 7 14	Number of estrus	Male No.	Days 1 7 14	Copulation (+) or non-copulation (-)	Pregnancy (+) or non-pregnancy (-)	Number of days till copulation after pairing
F04451	DPEDDPEEDDDDDD	2	M04401 (M04405[d])	DDDDDD+	+	+	6
F04452	DDPEDDPEDDDEED	3	M04402	DDDDDDDDDDDDDDD	-	---	---
F04453	DPEDDPEDDPEDDP	3	M04403	EDDP+	+	+	4
F04454	DPEMDDPEDDDEED	3	M04404	DDE+	+	+	3
F04455	DDDDEMD[c]	---			---	---	---
F04456	EMDPEMDDDDDDDD	2	M04406	DDDDD+	+	+	5
F04457	DPEDDPEDDDEEDD	3	M04407	P+	+	+	1
F04458	PEDDDEEDDPEDDP	3	M04408	EDDP+	+	+	4
F04459	DPEDDPEDDPEDDP	3	M04409	EDDP+	+	+	4
F04460	DDPEEDDDEDDDPE	3	M04410	DDP+	+	+	3
F04461	DEEDDDEEMDDDDD	2	M04411	DDDDDDDD+	+	+	8
F04462	MDDEMDDDDDDDDD	1	M04412 (M04407[e])	DDDEDDDDE+	+	+	9
Number of females		11			10	10	10
Mean		2.5					4.7
S.D.		0.7					2.4
%					90.9 a)	100.0 b)	
Significance		*					
Statistical method		DT			CHI-2	UA	DT

When estrus continued for 2 consecutive days or more, it was counted only once.
a): Copulation index (%); (Number of pairs with successful copulation/number of pairs)×100.
b): Fertility index (%); (Number of pregnant females/number of pairs with successful copulation)×100.
c): Death on Day 8 of administration.
d): From Day 1 of pairing.
e): From Day 4 of pairing.
P: Pro-estrus, E: Estrus, M: Meta-estrus, D: Di-estrus, +: Copulation.
Significantly different from control group (*: P<0.05).
DT: Analysis by Dunnett type mean rank test.
CHI-2: Analysis by chi-square test (2×2).
UA: Unable to be analyzed because the value in the treated group was the same as the value in the control group.

Appendix 60-1 Observation of pups (F_1) from individual dams

(Control group)

Dam No.	Length of gestation (days)	Number of corpora lutea	Number of implantation scars	Implantation index (%)	Gestation index	Number of pups born: Total	Stillbirths		Live: Male	Live: Female	Live: Total	Live: Sex ratio	Delivery index (%)	Birth index (%)	Live birth index (%)	Number of live pups on Day 4 of lactation: Male	Female	Total	Sex ratio	Viability index (%)
F01151	22	19	17	89	+	17	0		8	9	17	0.89	100	100	100	8	9	17	0.89	100
F01152	22	17	14	82	+	14	0		10	4	14	2.50	100	100	100	10	4	14	2.50	100
F01153	23	13	13	100	+	13	0		10	3	13	3.33	100	100	100	10	3	13	3.33	100
F01154	22	16	13	81	+	12	0		5	7	12	0.71	92	92	100	5	7	12	0.71	100
F01155	22	16	15	94	+	14	0		10	4	14	2.50	93	93	100	10	4	14	2.50	100
F01156	22	15	15	100	+	15	2	♂1・♀1	8	5	13	1.60	87	87	87	8	5	13	1.60	100
F01157	23	15	14	93	+	14	0		5	9	14	0.56	100	100	100	5	8	13	0.63	93
F01158	22	17	14	82	+	14	1	♀1	3	10	13	0.30	93	93	93	3	10	13	0.30	100
F01159	22	17	15	88	+	12	1	♂1	9	2	11	4.50	73	73	92	9	2	11	4.50	100
F01160	22	19	17	89	+	16	0		9	7	16	1.29	94	94	100	9	7	16	1.29	100
F01161	22	18	16	89	+	15	0		9	6	15	1.50	94	94	100	9	6	15	1.50	100
F01162	22	18	17	94	+	16	1	♀1	8	7	15	1.14	88	88	94	8	7	15	1.14	100
Number of dams	12	12	12	12		12	12				12	12	12	12	12			12	12	12
Total		200	180		12 a)	172	5		94	73	167					94	72	166		
Mean	22.2	16.7	15.0	90.1		14.3	0.4				13.9	1.74	92.9	92.8	97.2			13.8	1.74	99.4
S.D.	0.4	1.8	1.5	6.4		1.6	0.7				1.7	1.25	7.7	7.7	4.5			1.7	1.24	2.0
%					100.0															

Gestation index: +: Dams with live pups, -: Pregnant dams without live pups.
a): Number of dams with live pups.

(Continued)

Appendix 60-1 (Continued) Observation of pups (F_1) from individual dams

(Control group)

Dam No.	External abnormalities		Acaudate	
	(Number)	(%)	(Number)	(%)
F01151	0	0	0	0
F01152	0	0	0	0
F01153	0	0	0	0
F01154	0	0	0	0
F01155	0	0	0	0
F01156	0	0	0	0
F01157	0	0	0	0
F01158	0	0	0	0
F01159	0	0	0	0
F01160	0	0	0	0
F01161	0	0	0	0
F01162	0	0	0	0
Number of dams	12		12	
Total	0		0	
Mean		0.0		0.0
S.D.		0.0		0.0
%				

Appendix 60-2 Observation of pups (F_1) from individual dams

(silane, ethenyltrimethoxy- group at 62.5 mg/kg)

Dam No.	Length of gestation (days)	Number of corpora lutea	Number of implan-tation scars	Implan-tation index (%)	Ges-tation index	Number of pups born: Total	Stillbirths	Live: Male	Live: Female	Live: Total	Live: Sex ratio	Deli-very index (%)	Birth index (%)	Live birth index (%)	Number of live pups on Day 4 of lactation: Male	Female	Total	Sex ratio	Via-bility index (%)
F02251	22	15	15	100	+	15	0	6	9	15	0.67	100	100	100	6	9	15	0.67	100
F02252	Non-copulation																		
F02253	22	22	20	91	+	20	0	5	15	20	0.33	100	100	100	5	14	19	0.36	95
F02254	24	8	3	38	+	2	0	2	0	2	-	67	67	100	2	0	2	-	100
F02255	23	18	18	100	+	17	0	3	14	17	0.21	94	94	100	3	14	17	0.21	100
F02256	23	19	16	84	+	15	0	3	12	15	0.25	94	94	100	3	10	13	0.30	87
F02257	22	17	17	100	+	14	1 ♂1	5	8	13	0.63	77	76	93	5	8	13	0.63	100
F02258	22	15	14	93	+	14	0	9	5	14	1.80	100	100	100	9	5	14	1.80	100
F02259	22	16	14	88	+	14	0	8	6	14	1.33	100	100	100	8	6	14	1.33	100
F02260	23	18	14	78	+	13	0	8	5	13	1.60	93	93	100	8	5	13	1.60	100
F02261	22	16	15	94	+	13	0	9	4	13	2.25	87	87	100	9	4	13	2.25	100
F02262	22	15	14	93	+	9	0	3	6	9	0.50	64	64	100	3	6	9	0.50	100
Number of dams	11	11	11	11		11	11			11	10	11	11	11			11	10	11
Total		179	160		11 a)	146	1	61	84	145					61	81	142		
Mean	22.5	16.3	14.5	87.2		13.3	0.1			13.2	0.96	88.7	88.6	99.4			12.9	0.97	98.3
S.D.	0.7	3.5	4.3	17.7		4.6	0.3			4.6	0.73	13.5	13.5	2.1			4.4	0.72	4.1
%					100.0														
Significance																			
Statistical method	DU	DT	DT	DT	UA	DT	DU			DT	DU	DT	DU	DU			DT	DU	DT

Gestation index: +: Dams with live pups, -: Pregnant dams without live pups.

a): Number of dams with live pups.

DU: Analysis by Dunnett's test.

DT: Analysis by Dunnett type mean rank test.

UA: Unable to be analyzed because the value in the treated group was the same as the value in the control group.

(Continued)

Appendix 60-2 (Continued) Observation of pups (F_1) from individual dams

(silane, ethenyltrimethoxy- group at 62.5 mg/kg)

Dam No.	External abnormalities		Acaudate	
	(Number)	(%)	(Number)	(%)
F02251	0	0	0	0
F02252	Non-copulation			
F02253	0	0	0	0
F02254	0	0	0	0
F02255	0	0	0	0
F02256	0	0	0	0
F02257	0	0	0	0
F02258	0	0	0	0
F02259	0	0	0	0
F02260	0	0	0	0
F02261	0	0	0	0
F02262	0	0	0	0
Number of dams	11		11	
Total	0		0	
Mean		0.0		0.0
S.D.		0.0		0.0
%				
Significance				
Statistical method		DT		DT

DT: Analysis by Dunnett type mean rank test.

Appendix 60-3 Observation of pups (F_1) from individual dams

(silane, ethenyltrimethoxy- group at 250 mg/kg)

Dam No.	Length of gestation (days)	Number of corpora lutea	Number of implantation scars	Implantation index (%)	Gestation index	Number of pups born: Total	Stillbirths		Live: Male	Live: Female	Live: Total	Live: Sex ratio	Delivery index (%)	Birth index (%)	Live birth index (%)	Number of live pups on Day 4 of lactation: Male	Female	Total	Sex ratio	Viability index (%)
F03351	22	16	15	94	+	13	0		6	7	13	0.86	87	87	100	6	7	13	0.86	100
F03352	Non-copulation																			
F03353	22	16	15	94	+	15	0		8	7	15	1.14	100	100	100	7	7	14	1.00	93
F03354	22	16	15	94	+	14	0		5	9	14	0.56	93	93	100	5	9	14	0.56	100
F03355	23	16	15	94	+	15	0		4	11	15	0.36	100	100	100	4	11	15	0.36	100
F03356	22	17	16	94	+	16	1	♂1	9	6	15	1.50	94	94	94	9	6	15	1.50	100
F03357	23	16	15	94	+	15	1	♂1	6	8	14	0.75	93	93	93	6	8	14	0.75	100
F03358	23	16	15	94	+	15	0		7	8	15	0.88	100	100	100	7	8	15	0.88	100
F03359	23	12	9	75	+	9	0		4	5	9	0.80	100	100	100	4	5	9	0.80	100
F03360	23	18	14	78	+	14	1	♀1	9	4	13	2.25	93	93	93	9	4	13	2.25	100
F03361	23	16	16	100	+	13	0		6	7	13	0.86	81	81	100	6	7	13	0.86	100
F03362	22	15	14	93	+	14	0		4	10	14	0.40	100	100	100	4	9	13	0.44	93
Number of dams	11	11	11	11		11	11				11	11	11	11	11			11	11	11
Total		174	159		11 a)	153	3		68	82	150					67	81	148		
Mean	22.5	15.8	14.5	91.3		13.9	0.3				13.6	0.94	94.7	94.6	98.2			13.5	0.93	98.7
S.D.	0.5	1.5	1.9	7.6		1.9	0.5				1.7	0.54	6.3	6.3	3.1			1.7	0.53	2.8
%					100.0															
Significance																				
Statistical method	DU	DT	DT	DT	UA	DT	DU				DT	DU	DT	DU	DU			DT	DU	DT

Gestation index: +: Dams with live pups, -: Pregnant dams without live pups.

(Continued)

a): Number of dams with live pups.

DU: Analysis by Dunnett's test.

DT: Analysis by Dunnett type mean rank test.

UA: Unable to be analyzed because the value in the treated group was the same as the value in the control group.

Appendix 60-3 (Continued) Observation of pups (F_1) from individual dams

(silane, ethenyltrimethoxy- group at 250 mg/kg)

Dam No.	External abnormalities		Acaudate	
	(Number)	(%)	(Number)	(%)
F03351	0	0	0	0
F03352	Non-copulation			
F03353	2	13	2	13
F03354	0	0	0	0
F03355	0	0	0	0
F03356	0	0	0	0
F03357	0	0	0	0
F03358	0	0	0	0
F03359	0	0	0	0
F03360	0	0	0	0
F03361	0	0	0	0
F03362	0	0	0	0
Number of dams	11		11	
Total	2		2	
Mean		1.2		1.2
S.D.		4.0		4.0
%				
Significance				
Statistical method		DT		DT

DT: Analysis by Dunnett type mean rank test.

Appendix 60-4 Observation of pups (F_1) from individual dams

(silane, ethenyltrimethoxy- group at 1000 mg/kg)

Dam No.	Length of gestation (days)	Number of corpora lutea	Number of implantation scars	Implantation index (%)	Gestation index	Number of pups born: Total	Stillbirths		Live: Male	Live: Female	Live: Total	Live: Sex ratio	Delivery index (%)	Birth index (%)	Live birth index (%)	Number of live pups on Day 4 of lactation: Male	Female	Total	Sex ratio	Viability index (%)
F04451	22	17	15	88	+	14	0		6	8	14	0.75	93	93	100	4	8	12	0.50	86
F04452	Non-copulation																			
F04453	22	15	13	87	+	12	0		8	4	12	2.00	92	92	100	8	4	12	2.00	100
F04454	23	17	13	76	+	12	0		9	3	12	3.00	92	92	100	9	3	12	3.00	100
F04455	Death on Day 8 of administration																			
F04456	23	18	16	89	+	14	2	♂1・♀1	6	6	12	1.00	75	75	86	5	6	11	0.83	92
F04457	23	15	12	80	+	12	0		7	5	12	1.40	100	100	100	7	5	12	1.40	100
F04458	22	16	15	94	+	14	0		5	9	14	0.56	93	93	100	5	9	14	0.56	100
F04459	23	15	13	87	+	13	0		5	8	13	0.63	100	100	100	5	8	13	0.63	100
F04460	22	14	14	100	+	14	0		7	7	14	1.00	100	100	100	7	7	14	1.00	100
F04461	23	15	14	93	+	13	0		5	8	13	0.63	93	93	100	5	8	13	0.63	100
F04462	23	14	12	86	+	11	0		5	6	11	0.83	92	92	100	5	6	11	0.83	100
Number of dams	10	10	10	10		10	10				10	10	10	10	10			10	10	10
Total		156	137		10 a)	129	2		63	64	127					60	64	124		
Mean	22.6	15.6	13.7	88.0		12.9	0.2				12.7	1.18	93.1	93.0	98.6			12.4	1.14	97.7
S.D.	0.5	1.3	1.3	6.8		1.1	0.6				1.1	0.77	7.3	7.3	4.4			1.1	0.80	5.0
%					100.0															
Significance																				
Statistical method	DU	DT	DT	DT	UA	DT	DU				DT	DU	DT	DU	DU			DT	DU	DT

Gestation index: +: Dams with live pups, -: Pregnant dams without live pups.

a): Number of dams with live pups.

DU: Analysis by Dunnett's test.

DT: Analysis by Dunnett type mean rank test.

UA: Unable to be analyzed because the value in the treated group was the same as the value in the control group.

(Continued)

Appendix 60-4 (Continued) Observation of pups (F_1) from individual dams

(silane, ethenyltrimethoxy- group at 1000 mg/kg)

Dam No.	External abnormalities		Acaudate	
	(Number)	(%)	(Number)	(%)
F04451	0	0	0	0
F04452	Non-copulation			
F04453	0	0	0	0
F04454	0	0	0	0
F04455	Death on Day 8 of administration			
F04456	0	0	0	0
F04457	0	0	0	0
F04458	0	0	0	0
F04459	0	0	0	0
F04460	0	0	0	0
F04461	0	0	0	0
F04462	0	0	0	0
Number of dams	10		10	
Total	0		0	
Mean		0.0		0.0
S.D.		0.0		0.0
%				
Significance				
Statistical method		DT		DT

DT: Analysis by Dunnett type mean rank test.

Appendix 61-1 Delivery conditions and nursing conditions of individual dams

(Control group)

Dam No.	Delivery conditions	Nursing conditions				
		Days of lactation				
		0	1	2	3	4
F01151	N	N	N	N	N	N
F01152	N	N	N	N	N	N
F01153	N	N	N	N	N	N
F01154	N	N	N	N	N	N
F01155	N	N	N	N	N	N
F01156	N	N	N	N	N	N
F01157	N	N	N	N	N	N
F01158	N	N	N	N	N	N
F01159	N	N	N	N	N	N
F01160	N	N	N	N	N	N
F01161	N	N	N	N	N	N
F01162	N	N	N	N	N	N
Number of dams	12	12	12	12	12	12
N	12	12	12	12	12	12

N: Normal.

Appendix 61-2 Delivery conditions and nursing conditions of individual dams

(silane, ethenyltrimethoxy- group at 62.5 mg/kg)

Dam No.	Delivery conditions	Nursing conditions				
		Days of lactation				
		0	1	2	3	4
F02251	N	N	N	N	N	N
F02252	Non-copulation					
F02253	N	N	N	N	N	N
F02254	N	N	N	N	N	N
F02255	N	N	N	N	N	N
F02256	N	N	N	N	N	N
F02257	N	N	N	N	N	N
F02258	N	N	N	N	N	N
F02259	N	N	N	N	N	N
F02260	N	N	N	N	N	N
F02261	N	N	N	N	N	N
F02262	N	N	N	N	N	N
Number of dams	11	11	11	11	11	11
N	11	11	11	11	11	11

N: Normal.

Appendix 61-3 Delivery conditions and nursing conditions of individual dams

(silane, ethenyltrimethoxy- group at 250 mg/kg)

Dam No.	Delivery conditions	Nursing conditions				
		Days of lactation				
		0	1	2	3	4
F03351	N	N	N	N	N	N
F03352	Non-copulation					
F03353	N	N	N	N	N	N
F03354	N	N	N	N	N	N
F03355	N	N	N	N	N	N
F03356	N	N	N	N	N	N
F03357	N	N	N	N	N	N
F03358	N	N	N	N	N	N
F03359	N	N	N	N	N	N
F03360	N	N	N	N	N	N
F03361	N	N	N	N	N	N
F03362	N	N	N	N	N	N
Number of dams	11	11	11	11	11	11
N	11	11	11	11	11	11

N: Normal.

Appendix 61-4 Delivery conditions and nursing conditions of individual dams

(silane, ethenyltrimethoxy- group at 1000 mg/kg)

Dam No.	Delivery conditions	Nursing conditions				
		Days of lactation				
		0	1	2	3	4
F04451	N	N	N	N	N	N
F04452	Non-copulation					
F04453	N	N	N	N	N	N
F04454	N	N	N	N	N	N
F04455	Death on Day 8 of administration					
F04456	N	N	N	N	N	N
F04457	N	N	N	N	N	N
F04458	N	N	N	N	N	N
F04459	N	N	N	N	N	N
F04460	N	N	N	N	N	N
F04461	N	N	N	N	N	N
F04462	N	N	N	N	N	N
Number of dams	10	10	10	10	10	10
N	10	10	10	10	10	10

N: Normal.

Appendix 62-1 General signs of pups (F_1) from individual dams

(Control group)

Dam No.	Number of pups and general signs	Days of lactation 0	1	2	3	4
F01151	Number of pups	17	17	17	17	17
	Normal	17	17	17	17	17
F01152	Number of pups	14	14	14	14	14
	Normal	14	14	14	14	14
F01153	Number of pups	13	13	13	13	13
	Normal	13	13	13	13	13
F01154	Number of pups	12	12	12	12	12
	Normal	12	12	12	12	12
F01155	Number of pups	14	14	14	14	14
	Normal	14	14	14	14	14
F01156	Number of pups	15	13	13	13	13
	Normal	13	13	13	13	13
	Death	2	0	0	0	0
F01157	Number of pups	14	14	13	13	13
	Normal	14	13	13	13	13
	Death	0	1	0	0	0
F01158	Number of pups	14	13	13	13	13
	Normal	13	13	13	13	13
	Death	1	0	0	0	0
F01159	Number of pups	12	11	11	11	11
	Normal	11	11	11	11	11
	Death	1	0	0	0	0
F01160	Number of pups	16	16	16	16	16
	Normal	16	16	16	16	16
F01161	Number of pups	15	15	15	15	15
	Normal	15	15	15	15	15
F01162	Number of pups	16	15	15	15	15
	Normal	15	15	15	15	15
	Death	1	0	0	0	0
	Number of pups	172	167	166	166	166
	Normal	167	166	166	166	166
	Death	5	1	0	0	0

Appendix 62-2 General signs of pups (F_1) from individual dams

(silane, ethenyltrimethoxy- group at 62.5 mg/kg)

Dam No.	Number of pups and general signs	Days of lactation 0	1	2	3	4
F02251	Number of pups	15	15	15	15	15
	Normal	15	15	15	15	15
F02252	Non-copulation					
F02253	Number of pups	20	20	20	19	19
	Normal	20	20	19	19	19
	Death	0	0	1	0	0
F02254	Number of pups	2	2	2	2	2
	Normal	2	2	2	2	2
F02255	Number of pups	17	17	17	17	17
	Normal	17	17	17	17	17
F02256	Number of pups	15	15	15	15	14
	Normal	15	15	15	14	13
	Death	0	0	0	1	1
F02257	Number of pups	14	13	13	13	13
	Normal	13	13	13	13	13
	Death	1	0	0	0	0
F02258	Number of pups	14	14	14	14	14
	Normal	14	14	14	14	14
F02259	Number of pups	14	14	14	14	14
	Normal	14	14	14	14	14
F02260	Number of pups	13	13	13	13	13
	Normal	13	13	13	13	13
F02261	Number of pups	13	13	13	13	13
	Normal	13	13	13	13	13
F02262	Number of pups	9	9	9	9	9
	Normal	9	9	9	9	9
	Number of pups	146	145	145	144	143
	Normal	145	145	144	143	142
	Death	1	0	1	1	1

Appendix 62-3 General signs of pups (F_1) from individual dams

(silane, ethenyltrimethoxy- group at 250 mg/kg)

Dam No.	Number of pups and general signs	Days of lactation 0	1	2	3	4
F03351	Number of pups	13	13	13	13	13
	Normal	13	13	13	13	13
F03352	Non-copulation					
F03353	Number of pups	15	15	14	14	14
	Normal	15	14	14	14	14
	Death	0	1	0	0	0
F03354	Number of pups	14	14	14	14	14
	Normal	14	14	14	14	14
F03355	Number of pups	15	15	15	15	15
	Normal	15	15	15	15	15
F03356	Number of pups	16	15	15	15	15
	Normal	15	15	15	15	15
	Death	1	0	0	0	0
F03357	Number of pups	15	14	14	14	14
	Normal	14	14	14	14	14
	Death	1	0	0	0	0
F03358	Number of pups	15	15	15	15	15
	Normal	15	15	15	15	15
F03359	Number of pups	9	9	9	9	9
	Normal	9	9	9	9	9
F03360	Number of pups	14	13	13	13	13
	Normal	13	13	13	13	13
	Death	1	0	0	0	0
F03361	Number of pups	13	13	13	13	13
	Normal	13	13	13	13	13
F03362	Number of pups	14	14	14	13	13
	Normal	14	14	13	13	13
	Death	0	0	1	0	0
	Number of pups	153	150	149	148	148
	Normal	150	149	148	148	148
	Death	3	1	1	0	0

Appendix 62-4 General signs of pups (F_1) from individual dams

(silane, ethenyltrimethoxy- group at 1000 mg/kg)

Dam No.	Number of pups and general signs	Days of lactation 0	1	2	3	4
F04451	Number of pups	14	14	13	12	12
	Normal	14	13	12	12	12
	Death	0	1	1	0	0
F04452	Non-copulation					
F04453	Number of pups	12	12	12	12	12
	Normal	12	12	12	12	12
F04454	Number of pups	12	12	12	12	12
	Normal	12	12	12	12	12
F04455	Death on Day 8 of administration					
F04456	Number of pups	14	12	11	11	11
	Normal	12	11	11	11	11
	Death	2	1	0	0	0
F04457	Number of pups	12	12	12	12	12
	Normal	12	12	12	12	12
F04458	Number of pups	14	14	14	14	14
	Normal	14	14	14	14	14
F04459	Number of pups	13	13	13	13	13
	Normal	13	13	13	13	13
F04460	Number of pups	14	14	14	14	14
	Normal	14	14	14	14	14
F04461	Number of pups	13	13	13	13	13
	Normal	13	13	13	13	13
F04462	Number of pups	11	11	11	11	11
	Normal	11	11	11	11	11
	Number of pups	129	127	125	124	124
	Normal	127	125	124	124	124
	Death	2	2	1	0	0

Appendix 63-1 Body weights (g, per dam) of pups (F_1) from individual dams

(Control group)

Dam No.	Days of lactation							
	Male weight		Female weight		Mean pups weight		Litter weight	
	0	4	0	4	0	4	0	4
F01151	6.2 (8)	9.8 (8)	5.9 (9)	9.5 (9)	6.0 (17)	9.6 (17)	102.7	163.9
F01152	6.6 (10)	10.8 (10)	5.9 (4)	9.3 (4)	6.4 (14)	10.4 (14)	89.6	145.2
F01153	7.6 (10)	11.6 (10)	6.6 (3)	10.5 (3)	7.4 (13)	11.3 (13)	95.8	147.5
F01154	6.4 (5)	10.3 (5)	6.0 (7)	10.2 (7)	6.2 (12)	10.2 (12)	74.0	122.9
F01155	6.3 (10)	9.6 (10)	6.0 (4)	9.0 (4)	6.2 (14)	9.4 (14)	87.0	132.0
F01156	7.0 (8)	11.3 (8)	6.7 (5)	11.2 (5)	6.9 (13)	11.3 (13)	89.5	146.4
F01157	7.6 (5)	12.2 (5)	7.2 (9)	11.5 (8)	7.3 (14)	11.8 (13)	102.8	153.0
F01158	6.3 (3)	11.1 (3)	6.5 (10)	10.8 (10)	6.5 (13)	10.9 (13)	83.9	141.3
F01159	7.3 (9)	11.6 (9)	6.7 (2)	11.0 (2)	7.2 (11)	11.5 (11)	79.1	126.4
F01160	5.9 (9)	8.8 (9)	5.8 (7)	8.8 (7)	5.9 (16)	8.8 (16)	93.7	140.8
F01161	7.0 (9)	10.6 (9)	6.2 (6)	9.1 (6)	6.7 (15)	10.0 (15)	100.2	150.0
F01162	6.3 (8)	10.5 (8)	6.1 (7)	9.7 (7)	6.2 (15)	10.1 (15)	93.1	151.9
Number of dams	12	12	12	12	12	12	12	12
Mean	6.7	10.7	6.3	10.1	6.6	10.4	91.0	143.4
S.D.	0.6	1.0	0.4	0.9	0.5	0.9	9.0	11.7

Appendix 63-2 Body weights (g, per dam) of pups (F_1) from individual dams

(silane, ethenyltrimethoxy- group at 62.5 mg/kg)

Dam No.	Days of lactation															
	Male weight				Female weight				Mean pups weight				Litter weight	
	0		4		0		4		0		4		0	4
F02251	6.1	(6)	9.8	(6)	6.2	(9)	9.8	(9)	6.2	(15)	9.8	(15)	92.4	147.0
F02252	Non-copulation													
F02253	5.4	(5)	7.1	(5)	5.1	(15)	7.5	(14)	5.2	(20)	7.4	(19)	103.5	140.5
F02254	8.5	(2)	13.9	(2)	No female pups				8.5	(2)	13.9	(2)	17.0	27.8
F02255	6.4	(3)	10.0	(3)	6.2	(14)	9.4	(14)	6.2	(17)	9.5	(17)	106.0	161.6
F02256	6.5	(3)	9.5	(3)	6.6	(12)	9.8	(10)	6.6	(15)	9.7	(13)	98.7	126.5
F02257	6.3	(5)	10.2	(5)	6.3	(8)	10.0	(8)	6.3	(13)	10.1	(13)	81.9	131.0
F02258	6.7	(9)	10.1	(9)	7.4	(5)	10.3	(5)	7.0	(14)	10.2	(14)	97.3	142.4
F02259	6.8	(8)	10.1	(8)	6.2	(6)	9.1	(6)	6.5	(14)	9.7	(14)	91.6	135.4
F02260	7.3	(8)	11.0	(8)	6.3	(5)	9.6	(5)	6.9	(13)	10.5	(13)	89.9	136.0
F02261	6.2	(9)	10.6	(9)	6.0	(4)	10.0	(4)	6.1	(13)	10.4	(13)	79.8	135.4
F02262	6.9	(3)	12.7	(3)	6.5	(6)	12.2	(6)	6.6	(9)	12.4	(9)	59.7	111.3
Number of dams	11		11		10		10		11		11		11	11
Mean	6.6		10.5		6.3		9.8		6.6		10.3		83.4	126.8
S.D.	0.8		1.7		0.6		1.2		0.8		1.7		25.5	35.1
Significance														
Statistical method	DU		DT		DU		DU		DU		DT		DT	DT

DU: Analysis by Dunnett's test.
DT: Analysis by Dunnett type mean rank test.

Appendix 63-3 Body weights (g, per dam) of pups (F_1) from individual dams

(silane, ethenyltrimethoxy- group at 250 mg/kg)

Dam No.	Days of lactation													
	Male weight				Female weight				Mean pups weight				Litter weight	
	0		4		0		4		0		4		0	4
F03351	6.8	(6)	10.5	(6)	6.5	(7)	10.1	(7)	6.6	(13)	10.3	(13)	86.3	133.7
F03352	Non-copulation													
F03353	5.8	(8)	8.6	(7)	5.7	(7)	9.3	(7)	5.8	(15)	9.0	(14)	86.3	125.3
F03354	6.4	(5)	10.4	(5)	6.3	(9)	10.1	(9)	6.3	(14)	10.2	(14)	88.7	142.9
F03355	7.5	(4)	11.4	(4)	7.1	(11)	10.8	(11)	7.2	(15)	11.0	(15)	108.1	164.4
F03356	6.7	(9)	10.2	(9)	6.4	(6)	9.7	(6)	6.6	(15)	10.0	(15)	98.7	150.0
F03357	8.1	(6)	12.1	(6)	7.8	(8)	12.4	(8)	7.9	(14)	12.3	(14)	111.0	171.8
F03358	7.2	(7)	9.9	(7)	7.0	(8)	9.7	(8)	7.1	(15)	9.8	(15)	106.4	146.9
F03359	6.6	(4)	11.8	(4)	6.6	(5)	11.8	(5)	6.6	(9)	11.8	(9)	59.4	106.2
F03360	7.6	(9)	11.1	(9)	7.3	(4)	10.6	(4)	7.5	(13)	10.9	(13)	97.6	142.3
F03361	7.8	(6)	11.9	(6)	7.7	(7)	11.5	(7)	7.7	(13)	11.7	(13)	100.7	151.9
F03362	6.5	(4)	10.1	(4)	6.4	(10)	10.5	(9)	6.4	(14)	10.4	(13)	90.0	134.9
Number of dams	11		11		11		11		11		11		11	11
Mean	7.0		10.7		6.8		10.6		6.9		10.7		93.9	142.8
S.D.	0.7		1.1		0.6		1.0		0.6		1.0		14.4	18.0
Significance														
Statistical method	DU		DT		DU		DU		DU		DT		DT	DT

DU: Analysis by Dunnett's test.
DT: Analysis by Dunnett type mean rank test.

Appendix 63-4 Body weights (g, per dam) of pups (F_1) from individual dams

(silane, ethenyltrimethoxy- group at 1000 mg/kg)

Dam No.	Days of lactation															
	Male weight				Female weight				Mean pups weight				Litter weight	
	0		4		0		4		0		4		0	4
F04451	6.3	(6)	10.3	(4)	5.9	(8)	9.5	(8)	6.1	(14)	9.8	(12)	85.0	117.2
F04452	Non-copulation													
F04453	7.0	(8)	11.0	(8)	6.3	(4)	10.4	(4)	6.8	(12)	10.8	(12)	81.2	129.6
F04454	7.2	(9)	11.3	(9)	6.9	(3)	10.8	(3)	7.1	(12)	11.2	(12)	85.5	134.1
F04455	Death on Day 8 of administration													
F04456	5.4	(6)	9.6	(5)	5.6	(6)	9.9	(6)	5.5	(12)	9.8	(11)	66.0	107.4
F04457	6.8	(7)	10.3	(7)	6.6	(5)	10.3	(5)	6.7	(12)	10.3	(12)	80.6	123.6
F04458	7.1	(5)	10.0	(5)	6.4	(9)	9.6	(9)	6.7	(14)	9.7	(14)	93.1	136.4
F04459	7.5	(5)	11.1	(5)	7.0	(8)	10.6	(8)	7.2	(13)	10.8	(13)	93.5	140.3
F04460	6.4	(7)	9.8	(7)	6.4	(7)	10.4	(7)	6.4	(14)	10.1	(14)	89.6	141.4
F04461	6.9	(5)	10.0	(5)	6.7	(8)	9.8	(8)	6.8	(13)	9.9	(13)	88.1	128.4
F04462	7.8	(5)	11.7	(5)	7.5	(6)	11.5	(6)	7.6	(11)	11.6	(11)	84.0	127.5
Number of dams	10		10		10		10		10		10		10	10
Mean	6.8		10.5		6.5		10.3		6.7		10.4		84.7	128.6
S.D.	0.7		0.7		0.5		0.6		0.6		0.7		7.9	10.5
Significance														*
Statistical method	DU		DT		DU		DU		DU		DT		DT	DT

Significantly different from control group (*: P<0.05).
DU: Analysis by Dunnett's test.
DT: Analysis by Dunnett type mean rank test.

Appendix 64-1 Individual necropsy findings of dead pups (F_1)

(Control group)

Dam No.	Number of pups	Findings		
		Normal (Number)	Abnormal (Number)	Lung Atrophy (Number)
F01156	2	2	0	0
F01157	1	1	0	0
F01158	1	1	0	0
F01159	1	1	0	0
F01162	1	1	0	0
Number of dams	5	5	5	5
Total	6	6	0	0

Appendix 64-2 Individual necropsy findings of dead pups (F_1)

(silane, ethenyltrimethoxy- group at 62.5 mg/kg)

Dam No.	Number of pups	Findings		
		Normal (Number)	Abnormal (Number)	Lung Atrophy (Number)
F02256	1	1	0	0
F02257	1	1	0	0
Number of dams	2	2	2	2
Total	2	2	0	0

Appendix 64-3 Individual necropsy findings of dead pups (F_1)

(silane, ethenyltrimethoxy- group at 250 mg/kg)

Dam No.	Number of pups	Findings		
		Normal (Number)	Abnormal (Number)	Lung Atrophy (Number)
F03356	1	0	1	1
F03357	1	1	0	0
F03360	1	1	0	0
F03362	1	1	0	0
Number of dams	4	4	4	4
Total	4	3	1	1

Appendix 64-4 Individual necropsy findings of dead pups (F_1)

(silane, ethenyltrimethoxy- group at 1000 mg/kg)

Dam No.	Number of pups	Findings		
		Normal (Number)	Abnormal (Number)	Lung Atrophy (Number)
F04451	1	1	0	0
F04456	2	2	0	0
Number of dams	2	2	2	2
Total	3	3	0	0

Appendix 65-1. Individual necropsy findings of pups (F_1)

(Control group)

Dam No.	Number of male pups	Findings			Number of female pups	Findings	
		Normal (Number)	Abnormal (Number)	Kidney Dilatation, pelvis (Number)		Normal (Number)	Abnormal (Number)
F01151	8	8	0	0	9	9	0
F01152	10	10	0	0	4	4	0
F01153	10	10	0	0	3	3	0
F01154	5	5	0	0	7	7	0
F01155	10	10	0	0	4	4	0
F01156	8	8	0	0	5	5	0
F01157	5	5	0	0	8	8	0
F01158	3	3	0	0	10	10	0
F01159	9	9	0	0	2	2	0
F01160	9	9	0	0	7	7	0
F01161	9	9	0	0	6	6	0
F01162	8	8	0	0	7	7	0
Number of dams	12				12		
Total	94	94	0	0	72	72	0

Appendix 65-2. Individual necropsy findings of pups (F_1)

(silane, ethenyltrimethoxy- group at 62.5 mg/kg)

Dam No.	Number of male pups	Findings			Number of female pups	Findings	
		Normal (Number)	Abnormal (Number)	Kidney Dilatation, pelvis (Number)		Normal (Number)	Abnormal (Number)
F02251	6	6	0	0	9	9	0
F02252	Non-copulation						
F02253	5	5	0	0	14	14	0
F02254	2	2	0	0	No females		
F02255	3	3	0	0	14	14	0
F02256	3	3	0	0	10	10	0
F02257	5	5	0	0	8	8	0
F02258	9	9	0	0	5	5	0
F02259	8	8	0	0	6	6	0
F02260	8	8	0	0	5	5	0
F02261	9	9	0	0	4	4	0
F02262	3	3	0	0	6	6	0
Number of dams	11				10		
Total	61	61	0	0	81	81	0

Appendix 65-3. Individual necropsy findings of pups (F_1)

(silane, ethenyltrimethoxy- group at 250 mg/kg)

Dam No.	Number of male pups	Findings			Number of female pups	Findings	
		Normal (Number)	Abnormal (Number)	Kidney Dilatation, pelvis (Number)		Normal (Number)	Abnormal (Number)
F03351	6	6	0	0	7	7	0
F03352	Non-copulation						
F03353	7	7	0	0	7	7	0
F03354	5	5	0	0	9	9	0
F03355	4	4	0	0	11	11	0
F03356	9	9	0	0	6	6	0
F03357	6	6	0	0	8	8	0
F03358	7	7	0	0	8	8	0
F03359	4	4	0	0	5	5	0
F03360	9	9	0	0	4	4	0
F03361	6	6	0	0	7	7	0
F03362	4	4	0	0	9	9	0
Number of dams	11				11		
Total	67	67	0	0	81	81	0

Appendix 65-4. Individual necropsy findings of pups (F_1)

(silane, ethenyltrimethoxy- group at 1000 mg/kg)

Dam No.	Number of male pups	Findings			Number of female pups	Findings	
		Normal (Number)	Abnormal (Number)	Kidney Dilatation, pelvis (Number)		Normal (Number)	Abnormal (Number)
F04451	4	4	0	0	8	8	0
F04452	Non-copulation						
F04453	8	8	0	0	4	4	0
F04454	9	9	0	0	3	3	0
F04455	Death on Day 8 of administration						
F04456	5	5	0	0	6	6	0
F04457	7	7	0	0	5	5	0
F04458	5	5	0	0	9	9	0
F04459	5	5	0	0	8	8	0
F04460	7	6	1	1	7	7	0
F04461	5	5	0	0	8	8	0
F04462	5	5	0	0	6	6	0
Number of dams	10				10		
Total	60	59	1	1	64	64	0

ビニルトリメトキシシランのラットを用いる

経口投与による反復投与毒性・生殖発生毒性併合試験

最　終　報　告　書

作成日　２００５年１２月８日

株式会社日本バイオリサーチセンター
羽島研究所