2-クロロフェノールのラット新生児における哺育期投与試験

－最終報告書－

2000 年 10 月 11 日

試験委託者　：厚生省生活衛生局
東京都千代田区霞ヶ関 1-2-2 (〒100-0013)

試験施設　：株式会社パナファーム・ラボラトリーズ 安全性研究所
熊本県宇土市栗崎町 1285 番地 (〒869-0425)

信 頼 性 保 証 書

試験番号:49813

試験表題:2－クロロフェノールのラット新生児における哺育期投与試験

上記の試験の各段階を信頼性保証担当者が調査した．調査の段階，調査実施日，並びに運営管理者及び試験責任者への調査結果の報告日は下記のとおりである．

調査の段階	調査実施日	調査結果の報告日
試験計画書	1999年 8月 4日	1999年 8月 4日
試験計画書の変更書		
PPLPA 4981301	1999年 10月 1日	2000年 4月 3日
PPLPA 4981302	2000年 2月 17日	2000年 4月 3日
PPLPA 4981303	2000年 10月 11日	2000年 10月 11日
動物の受入れ及び検収	1999年 8月 10日	1999年 8月 12日
被験物質の情報，受領，保存及び混合物調製	1999年 8月 19日	1999年 8月 20日
投与及び一般状態の観察	1999年 8月 23日	1999年 8月 23日
発育分化検査	1999年 8月 23日	1999年 8月 23日
分析成績書(濃度確認)及び試験記録	1999年 8月 23日	1999年 8月 23日
感覚機能検査	1999年 8月 24日	1999年 8月 24日
剖検(離乳時)，採血及び血液学検査	1999年 9月 10日	1999年 9月 10日
尿検査	1999年 11月 5日	1999年 11月 5日
剖検(検査期間終了時)及び器官重量測定	1999年 11月 12日	1999年 11月 12日
病理組織標本作製(包埋)	1999年 11月 24日	1999年 11月 24日
病理組織学検査	2000年 1月 11日	2000年 1月 11日
試験記録[最終報告書(案)作成時]及び最終報告書 (案)	2000年 1月 27日～ 1月 28日，2000年 2月 10日～ 2月 14日	2000年 2月 14日
同上再調査	2000年 2月 17日	2000年 2月 17日
最終報告書及び保存資料	2000年 10月 11日	2000年 10月 11日

本試験は，OECD-GLP(OECD Principles of GLP,1981)及び厚生省の化学物質GLP（環保業第39号，薬発第229号，59基局第85号1984，一部改正1988）に従って実施されたことを保証する．また本報告書は，信頼性保証担当者が調査し，試験の方法が正確に記載され，かつ生データが正確に反映されていることを確認した．

信頼性保証部門責任者

2000年 10月 11日 [redacted] [redacted]

株式会社 パナファーム・ラボラトリーズ

陳 述 書

試験の表題：2-クロロフェノールのラット新生児における哺育期投与試験

試験番号　：49813

表記試験は，OECD-GLP「OECD Principles of good Laboratory Practice (1981 年 5 月 OECD 勧告)」及び厚生省の化学物質 GLP「新規化学物質に係る試験及び指定化学物質に係る有害性の調査の項目等を定める命令第 4 条に規定する試験施設について (昭和 59 年 3 月 31 日付環保業第 39 号，薬発第 229 及び 59 基局第 85 号)並びにその改正 (昭和 63 年 11 月 18 日付)」を遵守して実施した．

試験責任者

2000 年 10 月 11 日 [redacted]

株式会社パナファーム・ラボラトリーズ

署 名 欄

試験責任者

2000 年 10 月 11 日 [redacted]

株式会社パナファーム・ラボラトリーズ

試験期間

1. 試験開始日 : 1999 年 8 月 4 日
2. 動物 (母動物)入荷日
   : 1999 年 8 月 10 日
3. 投与開始日 : 1999 年 8 月 23 日
4. 剖検開始日 : 投与期間終了時 ; 1999 年 9 月 10 日
   検査期間終了時 ; 1999 年 11 月 12 日
5. 試験終了日 : 2000 年 10 月 11 日

試験の実施基準

1. GLP : OECD-GLP ; OECD Principles of Good Laboratory Practice (1981 年 5 月 OECD 勧告)
   化学物質 GLP ; 新規化学物質に係る試験及び指定化学物質に係る有害性の調査の項目等を定める命令第 4 条に規定する試験施設について (昭和 59 年 3 月 31 日付環保業第 39 号, 薬発第 229 号及び 59 基局第 85 号)並びにその改正 (昭和 63 年 11 月 18 日付)

試験の信頼性に悪影響を及ぼす疑いのある予期しえなかった事態及び試験計画書からの逸脱

1. 試験の信頼性に悪影響を及ぼす疑いのある予期しえなかった事態の発生

   1999 年 8 月 27 日 1:00 頃, 停電のため一過性に湿度が 75%を越えた. しかし, 30 分程度の時間であったため, 動物への影響はなかったものと判断した.

2. 試験計画書からの逸脱

   試験計画書からの逸脱はなかった.

保存物品及び保存場所

1. 試験計画に関する記録
2. 使用動物に関する記録
3. 飼育環境に関する記録
4. 被験物質に関する記録
5. 試験結果に関する記録
6. 保存用被験物質
7. 標本
8. 報告書
9. CD-R
10. そのほかの試験に関係した資料

なお，上記の資料は株式会社パナファーム・ラボラトリーズの資料保管庫に最終報告書提出後 10 年間 (2000 年 10 月 12 日~2010 年 10 月 11 日) 保存する．10 年間経過後の取扱いについては，試験委託者と協議の上決定する．

試験関係者

1. 試験責任者 : [redacted]
2. 試験担当責任者 :
3. 被験物質管理 :
4. 被験物質混合物調製等 :
5. 被験物質混合物の濃度分析 :
6. 動物の受入 : [redacted]
7. 検疫 :
8. 飼育管理 :
9. 群分け :

10. 投与 :

11. 一般状態観察 :

12. 体重測定 :

13. 摂餌量測定 :

14. 尿検査 :

15. 血液学検査 :

16. 血液化学検査 :

17. 分娩時及び哺育検査 :

18. 感覚機能検査 :

19. 発育分化検査

20. 剖検

21. 器官重量測定

22. 病理組織標本作製

23. 病理組織学検査

24. コンピュータシステム管理

:

目 次

頁

陳述書 i

署名欄 ii

試験期間 iii

試験の実施基準 iii

試験の信頼性に悪影響を及ぼす疑いのある予期しえなかった事態及び
　試験計画書からの逸脱 iii

保存物品及び保存場所 iv

試験関係者 iv

要　約 1

緒　言 2

試験材料及び方法 2

試験成績 9

考　察 13

参考文献 14

Fig. 1　Body weight changes in juvenile male rats treated orally with 2-chlorophenol for 18 days followed by 63-day withdrawal period 15

Fig. 2　Body weight changes in juvenile female rats treated orally with 2-chlorophenol for 18 days followed by 63-day withdrawal period 16

Fig. 3　Food consumption in juvenile male rats treated orally with 2-chlorophenol for 18 days followed by 63-day withdrawal period 17

Fig. 4　Food consumption in juvenile female rats treated orally with 2-chlorophenol for 18 days followed by 63-day withdrawal period 18

Table 1 Clinical signs in juvenile rats treated orally with 2-chlorophenol for 18 days followed by 63-day withdrawal period 19
Table 2 Body weights in juvenile rats treated orally with 2-chlorophenol for 18 days followed by 63-day withdrawal period 24
Table 3 Food consumption in juvenile rats treated orally with 2-chlorophenol for 18 days followed by 63-day withdrawal period 27
Table 4 Postnatal differentiation in juvenile rats treated orally with 2-chlorophenol for 18 days followed by 63-day withdrawal period 29
Table 5 Results of function test in juvenile rats treated orally with 2-chlorophenol for 18 days followed by 63-day withdrawal period 30
Table 6 Urinary findings in juvenile rats treated orally with 2-chlorophenol for 18 days followed by 63-day withdrawal period 31
Table 7 Hematological findings in juvenile rats treated orally with 2-chlorophenol for 18 days 35
Table 8 Hematological findings in juvenile rats treated orally with 2-chlorophenol for 18 days followed by 63-day withdrawal period 37
Table 9 Biochemical findings in juvenile rats treated orally with 2-chlorophenol for 18 days 39
Table 10 Biochemical findings in juvenile rats treated orally with 2-chlorophenol for 18 days followed by 63-day withdrawal period 42
Table 11 Necropsy findings in juvenile rats treated orally with 2-chlorophenol for 18 days 45
Table 12 Necropsy findings in juvenile rats treated orally with 2-chlorophenol for 18 days followed by 63-day withdrawal period 47
Table 13 Organ weights in juvenile rats treated orally with 2-chlorophenol for 18 days 49
Table 14 Organ weights in juvenile rats treated orally with 2-chlorophenol for 18 days followed by 63-day withdrawal period 53
Table 15 Histopathological findings in juvenile rats treated orally with 2-chlorophenol for 18 days 57

Table 16 Histopathological findings in juvenile rats treated orally with 2-chlorophenol for 18 days followed by 63-day withdrawal period 59

Table 17 Histopathological findings in a juvenile rat found dead during oral treatment with 2-chlorophenol for 18 days 61

添付資料

1. 被験物質原体の分析成績書
2. 被験液の安定性試験報告書
3. 被験液の濃度確認成績書

Appendix (個別データ)

要 約

2-クロロフェノールの安全性に関する毒性試験の一環として，1 群雌雄各 6 匹の哺育期間中のラット[Crj:CD(SD)IGS]新生児に 0 (対照)，8，50 及び 300 mg/kg の用量で 18 日間反復経口投与するとともに，63 日間の回復期間を設けて，その毒性及び回復性について検討した．また，成獣ラットの毒性試験成績と比較して相違点を検索し，以下の結果を得た．

試験期間を通して被験物質投与に起因した死亡はなかった．一般状態では，投与期間中に振戦が 50 mg/kg 群の雌及び 300 mg/kg 群の雌雄，自発運動の低下が 300 mg/kg 群の雌雄，歩行異常が 300 mg/kg 群の雄で認められた．体重では，300 mg/kg 群の雌雄で投与期間中に増加抑制が認められ，雄では投与期間終了後も低値で推移したが，雌では投与期間終了後は対照群と同様な体重推移を示した．離乳後(投与期間終了後)の摂餌量では，雌雄とも被験物質投与の影響は認められなかった．

発育分化及び機能検査，並びに尿検査では，雌雄とも被験物質投与の影響は認められなかった．

血液学検査では，300 mg/kg 群の雄で白血球数の増加が認められた．

血液生化学検査では，22 日齢(投与期間終了時)の検査において 300 mg/kg 群の雌雄でグルコース及びカリウムの減少又は減少傾向が認められた．

剖検では，被験物質投与の影響は認められなかった．

器官重量では，8 mg/kg 以上の群の雄及び 50 mg/kg 以上の群の雌で腎臓の重量増加又は増加傾向，300 mg/kg 群の雌雄で肝臓重量の増加が認められた．

病理組織学検査では，22 日齢剖検例において，300 mg/kg 群の雌雄で軽度ないし中等度の好塩基性尿細管が認められた．

以上のことから，本試験条件下での無影響量は，雄で 8 mg/kg 未満，雌では 8 mg/kg と考えられた．

被験物質投与によると考えられる変化を，先に実施した成獣ラットの試験成績[1]と比較すると，ラット新生児では成獣ラットにみられなかった体重の増加抑制及び腎臓への影響がみられたことから，成獣よりも毒性がやや強く発現することが示唆された．

緒 言

2-クロロフェノールの安全性に関する毒性試験の一環として，哺育期間中のラット新生児に 18 日間反復経口投与するとともに，63 日間の回復期間を設けて，その毒性及び回復性について検討した．また，成獣ラットの毒性試験成績と比較し，相違点を検索したので報告する．

試 験 材 料 及 び 方 法

1. 被験物質

[redacted]より提供された 2-クロロフェノール (Lot No. OJL-15)を試験に使用した．本被験物質は純度 99.49%，分子量 128.56 の白色～淡褐色液体である (添付資料 1-1)．試験期間中の被験物質の安定性については，投与期間終了後に残余の被験物質を上記の供給源にて分析することにより確認した (添付資料 1-2)．媒体にはオリーブ油 (和光純薬工業株式会社，Lot No. CKR4596)を使用した．なお，被験物質は気密容器に入れ室温，遮光下で，オリーブ油は室温でそれぞれ被験物質室の保管庫に保存した．

2. 使用動物及び飼育条件

Crj:CD(SD)IGS ラット (日本チャールス・リバー株式会社)の妊娠母動物を妊娠 13 日で 20 匹購入し，12 日間の検疫・馴化を行った．この期間中に分娩させ，哺育状況，母動物及び新生児の一般状態の観察を少なくとも 1 日 1 回行い，母動物の体重を入荷後 3 及び 7 日に測定した．この間の観察で健康と思われた新生児雌雄各 48 匹並びに健康状態及び哺育状況の良好な母動物 12 匹を選抜した．投与開始時の新生児は 4 日齢で，体重は雄が 9.9~11.9 g，雌が 9.6~11.6 g であった．動物は温度 24±2°C (許容範囲 21~27°C)，湿度 55±10% (許容範囲 35~75%)，照明 12 時間 (午前 7 時~午後 7 時)及び換気回数 13~15 回/時に設定したバリアーシステム A 区域 (飼育室 03 番)で飼育した．床敷 (ホワイトフレーク，日本チャールス・リバー株式会社)を入れたポリカーボネイト製ケージ (W265×H185×D425 mm)に母動物 1 匹 (出生児を含む)を収容し，離乳後 (生後 22 日以降)はステンレススチール製ケージ (W260 ×H200 ×D380 mm)に出生児 1 匹を収容した．なお，試験期間中の温度の実測値は最高 26°C，最低 22°C，湿度の実測値は最高 83%，最低 46%であった．飼料は高圧蒸気滅菌処理した固型飼料

(MF, オリエンタル酵母工業株式会社)を，飲水は次亜塩素酸ナトリウムを添加 (約 2 ppm)した井戸水を自動給水装置又は給水瓶によりそれぞれ自由に摂取させた．飼料については財団法人日本食品分析センターにて，また飲水については株式会社鶴城南九科研センターにて分析を行い，いずれも許容基準に適合していることを確認した．なお，飼育器材は高圧蒸気滅菌したものを使用し，ケージ架台及びポリカーボネイト製ケージ用上蓋は 4 週間に 1 回以上，ステンレススチール製ケージは 2 週間に 1 回以上，ポリカーボネイト製ケージ及び給水瓶は週 1 回以上，受皿は週 3 回以上の頻度で交換するとともに，飼育室は毎日清掃し，消毒薬を浸したモップで清拭した．

3. 試験群構成，投与量設定の根拠及び群分け

試験群構成を下表に示した．

試験群	投与量 (mg/kg)	投与液濃度 (%)	投与容量 (mL/kg)	性別	使用動物数		動物番号
					22 日齢剖検 (投与期間終了時)	85 日齢剖検 (回復期間終了時)	
対照群	0	0	5	♂	6	6	801~806, 807*~812*
				♀	6	6	851~856, 857*~862*
低用量群	8	0.16	5	♂	6	6	813~818, 819*~824*
				♀	6	6	863~868, 869*~874*
中間用量群	50	1	5	♂	6	6	825~830, 831*~836*
				♀	6	6	875~880, 881*~886*
高用量群	300	6	5	♂	6	6	837~842, 843*~848*
				♀	6	6	887~892, 893*~898*

*: 85 日齢で剖検した動物.

投与量は，ラットを用いた特殊生殖毒性予備試験 (投与量:0, 20, 100 及び 500 mg/kg)の結果から設定した．すなわち，当該試験では 500 mg/kg 群の雌雄で自発運動の低下，緩徐呼吸，体温低下などがみられ，全例死亡した．また，20 及び 100 mg/kg 群の雌で腎臓重量の増加が認められた．したがって，本試験では，300 mg/kg を高用量とし，以下公比約 6 をもって 50 及び 8 mg/kg を設定した．

群分けは，新生児が 3 日齢 (分娩日を 0 日齢として起算)になった時点で群分けを行った．すなわち，3 日齢の新生児に雌雄別に仮の連続番号を付けて体重を測定し，この際，1 腹当たりの新生児数が極端に少ないもの及び多いものは母動物ごと除外した．次に，測定した体重を基に層別連続無作為化法で各群に振り分けた．また，分娩後，健康状態及び哺育状況の良

好な母動物を 12 匹選び，群分け後の新生児の哺育に使用した．母動物への新生児の割り当ては下表のように行った．なお，残余の新生児及び母動物は試験から除外した．

試験群	性別	母動物番号及び割当て児数											
		22 日齢剖検分						85 日齢剖検分					
		141	142	143	144	145	146	147	148	149	150	151	152
対照群	♂	1	1	1	1	1	1	1	1	1	1	1	1
	♀	1	1	1	1	1	1	1	1	1	1	1	1
低用量群	♂	1	1	1	1	1	1	1	1	1	1	1	1
	♀	1	1	1	1	1	1	1	1	1	1	1	1
中間用量群	♂	1	1	1	1	1	1	1	1	1	1	1	1
	♀	1	1	1	1	1	1	1	1	1	1	1	1
高用量群	♂	1	1	1	1	1	1	1	1	1	1	1	1
	♀	1	1	1	1	1	1	1	1	1	1	1	1

4. 投与経路及び投与方法

投与経路は，OECD 試験法ガイドラインに準じ，また予想されるヒトへの曝露経路の一つである経口投与とした．4 日齢から 21 日齢まで 1 日 1 回，18 日間反復投与し，その後，回復群は生後 84 日 (回復 63 日)まで飼育・観察を行った．投与量は 8，50 及び 300 mg/kg とした．投与容量は 5 mL/kg とし，投与液量は最新の体重を基に算出し，対照群には同容量の媒体を投与した．

5. 被験物質の調製法及び調製頻度

被験物質を所定の濃度 (純度換算せず)となるようにオリーブ油に溶解し，週 1 回の頻度で調製した．調製した被験物質は，飼育区域内の検体保管室に設置した冷蔵庫に冷蔵保存した．本被験物質の 0.4 及び 200 mg/mL オリーブ油溶液は，冷蔵で 8 日間安定であることが確認されている (添付資料 2)．また，初回に調製した各濃度の投与液について濃度測定を行い，設定濃度の許容範囲 (±5%以内)にあることを確認した (添付資料 3)．

6. 観察，検査及び測定の頻度並びに方法

1) 一般状態観察並びに体重及び摂餌量測定

一般状態の観察及び生死の確認を毎日投与前，投与後の 2 回，それぞれ投与新生児並びに離乳時までの母動物について行った．なお，離乳後(投与期間終了後)は出生児について一般状態の観察及び生死の確認を 1 日 1 回行った．体重は投与開始日及びその後は週 2 回の割合で午前中に，出生児並びに離乳時までの母動物の体重を測定した．摂餌量は離乳後の出生児について週 2 回の割合で午前中に測定した．すなわち，午前中に飼料を入れた給餌器を秤量してケージにセットし，翌日の午前中に給餌器をケージから取り出し，残量を秤量した．この差し引きを 1 日当たりの摂餌量とした．なお，摂餌量の表示日は，残量の測定日とした．

2) 発育分化検査

出生児の全例について耳介展開 [生後 4 日 (投与 1 日)]，毛生 [生後 8 日 (投与 5 日)]，切歯萠出 [生後 10 日 (投与 7 日)]，四足歩行及び眼瞼開裂 [生後 15 日 (投与 12 日)]，精巣下降 [生後 21 日 (投与 18 日)]，陰茎亀頭包皮分泌腺開裂 [生後 42 日 (回復 21 日)]及び膣開口 [生後 42 日 (回復 21 日)]を検査した．いずれの場合も陰性であった動物は以後陽性になるまで毎日検査した．なお，精巣下降，陰茎亀頭包皮分泌腺開裂及び膣開口については完了日に体重の測定を行った．

3) 感覚機能検査

両上正向反射及び同側屈筋反射 [生後 5 日 (投与 2 日)]，視覚性踏み直り反射 [生後 16 日 (投与 13 日)]及び耳介反射 [生後 28 日 (回復 7 日)]について検査した．陰性であった動物は以後陽性になるまで毎日検査した．

4) 尿検査

11 週齢時に実施し，代謝ケージを用いて午前 8~12 時の時間帯の新鮮尿を採取したのち，引き続き 24 時間蓄積尿を採取した．なお，採尿日の給餌は新鮮尿採取後に行い，飲水は通常通り与えた．検査を行った項目及び方法を以下に示した．

項 目	方 法		単位又は表示
尿量	メスシリンダー測定		mL
色調	肉眼的観察		
浸透圧	氷点降下法	OSMOMETER OM801，VOGEL 社	Osm/kg
比重	屈折率法	尿屈折計，株式会社アタゴ	
以上の 4 項目は 24 時間蓄積尿を用いて検査した．			
pH	試験紙法		5~9
蛋白質	試験紙法		−~++++
ブドウ糖	試験紙法		−~++++
ケトン体	試験紙法		−~+++
ビリルビン	試験紙法		−~+++
潜血	試験紙法		−~+++
ウロビリノーゲン	試験紙法		<1，1，4，8，12 mg/dL
以上の 7 項目は新鮮尿を用いてプレテスト 8a(和光純薬工業株式会社)により検査した．			

尿沈渣: 採取した新鮮尿を 1500 回転/分で 5 分間遠心分離し，得られた沈渣を鏡検し，以下の基準で判定した．

	−	+	++	+++
上皮細胞	1 視野に 3 個未満	1 視野に 3 個以上 10 個未満	1 視野に 10 個以上 20 個未満	1 視野に 20 個以上
赤血球	1 視野に 10 個未満	1 視野に 10 個以上 30 個未満	1 視野に 30 個以上 100 個未満	1 視野に赤血球が重なり合ったり，過密状態で数の確認が不可能な場合
白血球	1 視野に 3 個未満	1 視野に 3 個以上 20 個未満	1 視野に 20 個以上 40 個未満	1 視野に 40 個以上
円柱	すべての視野に皆無	すべての視野で 1 個以上	−	−
非細胞沈渣*	1 視野に 10 個未満	1 視野に 10 個以上 20 個未満	1 視野に 20 個以上 30 個未満	1 視野に結晶が重なり合ったり過密状態で数の確認が不可能な場合

倍率:×400　　*:主に燐酸塩，蓚酸塩結晶

5) 血液学検査

生後 22 及び生後 85 日に実施し，ペントバルビタール・ナトリウム 30 mg/kg を腹腔内に投与して麻酔したのち，後大静脈腹部より血液約 0.5~1 mL を採取した．血球系の検査には，血液を EDTA-2K 2 mg 加採血ビン (SB-41 又は SB-44，シスメックス株式会社)に分注したものを用いた．また，生後 85 日の動物については血球系検査の採血の前に，血液 0.9 mL を採取し，3.8%クエン酸ナトリウム 0.1 mL を入れた試験管に分注し，3000 rpm で 15 分間遠心分離

して得られた血漿を血液凝固系検査に用いた．動物は，採血前日から 18 時間以上絶食させた．検査を行った項目及び方法を以下に示した．

項　目	方　法	単　位
白血球数	電気抵抗検出方式	$\times 10^2/\mu L$
赤血球数 (RBC)	電気抵抗検出方式	$\times 10^4/\mu L$
ヘモグロビン量 (Hgb)	Oxyhemoglobin 法	g/dL
ヘマトクリット値 (Hct)	血球 pulse 波高値検出方式	%
血小板数	電気抵抗検出方式	$\times 10^4/\mu L$
以上の 5 項目は多項目自動血球計数装置 (Sysmex CC-780，シスメックス株式会社)を用いて測定した．		
平均赤血球容積	$\frac{Hct(\%)}{RBC(10^4/\mu L)} \times 10^3$	fL
平均赤血球血色素量	$\frac{Hgb(g/dL)}{RBC(10^4/\mu L)} \times 10^3$	pg
平均赤血球血色素濃度	$\frac{Hgb(g/dL)}{Hct(\%)} \times 10^2$	%
以上の Wintrobe の赤血球恒数を RBC，Hgb 及び Hct より算出した．		
白血球形態検査 (白血球百分比)	May-Grünwald-Giemsa 染色	%
網状赤血球率	New methylene blue 超生体染色	‰
白血球形態検査は光学顕微鏡 (オリンパス光学株式会社)を用いて検査した． ただし，網状赤血球率の検査は塗抹標本の作製まで実施し，検査は行わなかった．		
プロトロンビン時間	散乱光検出方式	秒
活性化部分トロンボプラスチン時間	散乱光検出方式	秒
以上の 2 項目は全自動血液凝固測定装置 (Sysmex CA-5000，シスメックス株式会社)を用いて測定した．なお，生後 22 日の動物については実施しなかった．		

6) 血液生化学検査

生後 22 日及び生後 85 日に実施し，血液学検査用の採血に引き続き，後大静脈腹部より全採血 (最大 3 mL)した血液を，室温で約 60 分間放置後，3000 rpm で 10 分間遠心分離して得られる血清を用いた．検査を行った項目及び方法を以下に示した．

項 目	方　法	単位
総蛋白質量	Biuret 法	g/dL
アルブミン	BCG 法	g/dL
A/G 比	総蛋白質量及びアルブミン量より算出	
総ビリルビン	Vanadate oxidation 法	mg/dL
GOT	UV-rate 法	IU/L
GPT	UV-rate 法	IU/L
γ-グルタミルトランスペプチダーゼ	L-γ-Glutamyl-3-hydroxymethyl-4-nitroanilide 基質法	IU/L
アルカリ性フォスファターゼ	p-Nitrophenylphosphate acid 基質法	IU/L
総コレステロール	COD-HDAOS 法	mg/dL
トリグリセライド	GPO-HDAOS 法，glycerol blanking 法	mg/dL
リン脂質	Choline oxidase-DAOS 法	mg/dL
グルコース	Hexokinase-G-6-PDH 法	mg/dL
尿素窒素	Urease-GLDH 法	mg/dL
クレアチニン	Jaffé 法	mg/dL
無機リン	PNP-XOD 法	mg/dL
カルシウム	MXB 法	mg/dL
以上の 16 項目は自動分析装置 (7170，株式会社日立製作所)を用いて測定した．		
ナトリウム	電極法	mEq/L
カリウム	電極法	mEq/L
クロール	電量滴定法	mEq/L
以上の 3 項目は電解質分析装置 (PVA-αIII，株式会社アナリティカル・インスツルメンツ)を用いて測定した．		

7) 剖検

生後 22 日及び生後 85 日に，採血終了後，放血致死せしめ，速やかに解剖してすべての器官及び組織について異常の有無を綿密に検査した．途中死亡例についても同様に剖検を行った．

8) 病理組織学検査

下記の各器官・組織並びに肉眼的異常部位を 10%中性緩衝ホルマリン溶液 (ただし，精巣及び精巣上体はブアン液で前固定)で固定して保存した．対照群及び高用量群についてはパラフィン切片としたのち，ヘマトキシリン・エオジン (HE)染色を施して鏡検し，異常が認められた器官・組織は順次低い用量群についても実施した．すなわち，22 及び 85 日齢剖検時では，腎臓を上記の群に加えて 50 mg/kg 群についても検査を行った．更に，途中死亡例につい

ても検査を実施し，肉眼的異常部位についても検査した．

脳	脾臓
下垂体	腎臓
甲状腺	副腎
心臓	精巣
肺 (気管支を含む)	精巣上体
胸腺	卵巣
肝臓	肉眼的異常器官・組織

7. 統計学的処理

体重，摂餌量，尿検査 (定性反応を除く)，血液学検査，血液生化学検査，器官重量及び体重比器官重量については，各群ごとに平均値と標準偏差を求め，まず，分散の均一性を Bartlett 法により検定した．分散が均一な場合は Dunnett の多重比較検定を用いて，異なる場合は Steel の多重比較検定を用いて対照群との比較を行った．発育分化検査成績[(分化児数/検査児数)×100]と感覚機能検査成績[(反応児数/検査児数)×100]についてはχ^2 検定により，病理組織学検査については，Mann-Whitney の U 検定により解析した．いずれの検定においても有意水準を 1 及び 5%とした．

試 験 成 績

1. 一般状態

一般状態の観察結果を Table 1 及び Appendix 1，2 に示した．

300 mg/kg 群では，振戦が投与 3 日の投与後 15 分頃から雌雄各 3 例で発現したが，投与後 1 時間にはすべて消失した．翌日以降，振戦は投与期間中雄で 1~11 例/日，雌で 1～12 例/日に発現したが，投与中期以降は発現例数が漸減する傾向にあった．振戦の発現時間は投与期間を通して投与後 15 分頃から発現し，ほとんどの例で投与後 4 時間までには消失したが，雄 1 例の投与 9～13 日においては投与後 4 時間においても消失せず，翌日の投与前の観察時にも振戦が認められた．振戦のほか，投与中期頃から自発運動の低下が雄で 1～2 例/日，雌で 1～3 例/日みられたほか，雄 1 例で投与 11 日に歩行異常が認められた．自発運動の低下及び歩行異常については，投与後 15 分頃から発現したが，いずれも投与後 4 時間までには消失した．

なお，300 mg/kg 群の雌 1 例が投与 9 日の投与直後から振戦，自発運動の低下及び緩徐呼吸を呈したのち死亡したが，後述の如く病理学的検査で肺の出血とともに，胸腔内に媒体とみられる油状物の貯留が確認されたことから，投与過誤による死亡と判断した．

50 mg/kg 群では，雌 1 例で投与 9 日の投与後 15 分頃から振戦が認められたが，投与後 30 分までには消失した．

8 mg/kg 群では，投与期間中の一般状態に変化は認められなかった．

投与期間終了後では，300 mg/kg 群の雄 1 例で投与期間終了後 33～35 日に歯の異常がみられたのみであった．

2. 体重

体重推移を Fig. 1 及び Fig. 2 並びに Table 2 及び Appendix 3，4 に示した．

300 mg/kg 群では，雌雄とも投与期間を通して体重の増加抑制又はその傾向が認められ，雄では投与期間終了後も低値で推移したが，雌では投与期間終了後は対照群と同様な体重推移を示した．なお，50 mg/kg 群の雄で投与終了後 4 日に対照群と比較して有意な高値がみられたが，一過性の変化であることから，被験物質投与との関連はないと判断した．

3. 摂餌量

離乳後 (投与期間終了後)の摂餌量の推移を Fig. 3 及び Fig. 4 並びに Table 3 及び Appendix 5, 6 に示した．

8 及び 50 mg/kg 群の雄で投与期間終了後 4 日，300 mg/kg 群の雌で投与期間終了後 32 日に対照群と比較して有意な増加がみられたが，いずれも一過性の変化であることから，被験物質投与との関連はないと判断した．

4. 発育分化検査

検査結果を Table 4 及び Appendix 7 に示した．

各群の雌雄とも，耳介展開，毛生，切歯萌出，眼瞼開裂，四足歩行，精巣下降，陰茎亀頭包皮分泌腺開裂又は膣開口の分化率に対照群との間の差は認められなかった．

5. 感覚機能検査

検査結果を Table 5 及び Appendix 8 に示した.

各群の雌雄とも，面上正向反射，同側屈筋反射，視覚性踏み直り反射及び耳介反射の反射率に対照群との間の差は認められなかった.

6. 尿検査

検査結果を Table 6 及び Appendix 9，10 に示した.

各群の雌雄とも，すべての項目で変化は認められなかった.

7. 血液学検査

22 日齢(投与期間終了時)の検査結果を Table 7 及び Appendix 11，12 に示し，85 日齢剖検時の検査結果を Table 8 及び Appendix 13，14 に示した.

22 日齢では，300 mg/kg 群の雄で白血球数の増加が認められた.

85 日齢では，8 mg/kg 群の雄でリンパ球比の減少がみられたが，50 及び 300 mg/kg 群に同様な変動がなかったことから，被験物質投与との関連はないと判断した.

8. 血液生化学検査

22 日齢(投与期間終了時)の検査結果を Table 9 及び Appendix 15，16 に示し，85 日齢剖検時の検査結果を Table 10 及び Appendix 17，18 に示した.

22 日齢では，300 mg/kg 群の雌雄でグルコース及びカリウムの減少又は減少傾向が認められた.

85 日齢では，8 mg/kg 以上の群の雌で BUN の減少が認められた．このほか，8 mg/kg 群の雌でアルブミン，A/G 比及びリン脂質の増加，50 mg/kg 群の雌で ALP の増加及びクロールの減少，50 mg/kg 群の雄，8 及び 300 mg/kg 群の雌でカルシウムの増加がみられたが，いずれも用量との関連がないか，他の電解質に変化がない軽微な変動であり，被験物質投与との関連はないと判断された.

9. 剖検

22 日齢(投与期間終了時)及び途中死亡例の検査結果を Table 11 及び Appendix 19, 20 に示し, 85 日齢剖検時の検査結果を Table 12 及び Appendix 21, 22 に示した.

22 日齢剖検例では, 300 mg/kg 群の雄 1 例に軽度の腎盂拡張及び膀胱の尿による膨満がみられた.

途中死亡例では, 300 mg/kg 群の雌 1 例に投与過誤によるとみられる軽度の肺の暗赤色斑及び胸腔内の油状液体の貯留が認められた.

85 日齢剖検例では, 各群の雌雄とも変化は認められなかった.

10. 器官重量

22 日齢(投与期間終了時)の測定結果を Table 13 及び Appendix 23, 24 に, 85 日齢剖検時の測定結果を Table 14 及び Appendix 25, 26 に示すとともに, 参考として途中死亡例の測定結果を Appendix 27 に示した.

22 日齢では, 8 mg/kg 群の雄並びに 50 及び 300 mg/kg 群の雌雄で腎臓の相対重量の増加又は増加傾向が認められた. 更に, 300 mg/kg の雌雄では, 肝臓の相対重量の増加がみられたほか, 甲状腺の絶対及び相対重量の増加傾向が認められた. また, 副腎の相対重量の減少が 8 及び 300 mg/kg 群の雄に認められた. このほか, 副腎の相対重量の増加が 8 mg/kg 群の雌でみられたが, 50 及び 300 mg/kg 群に同様な変動がなかったことから, 被験物質投与との関連はないと判断した.

85 日齢では, 300 mg/kg 群の雌で脳の絶対重量の減少が認められた.

11. 病理組織学検査

22 日齢(投与期間終了時)及び途中死亡例の検査結果を Table 15 及び Table 17 及び Appendix 28, 29 に示し, 85 日齢剖検時の検査結果を Table 16 及び Appendix 30, 31 に示した.

22 日齢では, 300 mg/kg 群の雄 4 例及び雌 5 例に軽度ないし中等度の好塩基性尿細管が認められた. また, 300 mg/kg 群の雄 1 例に軽度の腎盂拡張が認められた. 途中死亡例では, 肺に出血がみられたほか, 軽度の腎臓の好塩基性尿細管も認められた.

85 日齢では, 対照群の雄 1 例及び雌 3 例, 50 mg/kg 群の雌 3 例, 並びに 300 mg/kg 群の雌 2 例に軽度の腎臓皮髄境界部の鉱質沈着が認められた.

考 察

2-クロロフェノールの安全性に関する毒性試験の一環として，哺育期間中のラット新生児に 4 日齢から 18 日間反復経口投与するとともに，63 日間の休薬期間を設けて，その毒性及び回復性について検討した．また，成獣ラットの毒性発現状況と比較し，相違点を検索した．

試験期間を通して被験物質投与に起因した死亡はなかった．一般状態では，投与期間中に振戦が 50 mg/kg 群の雌及び 300 mg/kg 群の雌雄，自発運動の低下が 300 mg/kg 群の雌雄，歩行異常が 300 mg/kg 群の雄で認められた．体重では，300 mg/kg 群の雌雄で投与期間中に増加抑制が認められ，雄では投与期間終了後も低値で推移したが，雌では投与期間終了後は対照群と同様な体重推移を示した．離乳後(投与期間終了後)に測定した摂餌量では，雌雄とも被験物質投与の影響は認められなかった．

発育分化及び感覚機能検査並びに尿検査では，雌雄とも被験物質投与の影響は認められなかった．

血液学検査では，300 mg/kg 群の雄で白血球数の増加がみられたが，85 日齢の検査では同様の変化はみられず，回復性が認められた．

血液生化学検査では，22 日齢(投与期間終了時)の検査において 300 mg/kg 群の雌雄でグルコース及びカリウムの減少又は減少傾向がみられたが，85 日齢の検査では同様の変化はみられず，回復性が認められた．85 日齢の検査では，8 mg/kg 以上の群の雌で BUN の減少がみられたが，軽微な変化であり，22 日齢(投与期間終了時)の検査では同様の変化はなかったことから，毒性学的意義はないものと考えられた．

病理学検査では，剖検で 22 日齢剖検例において， 300 mg/kg 群の雄 1 例に軽度の腎盂拡張及び膀胱の尿による膨満がみられたが，ラットでは時折認められる変化であり，偶発的変化と考えられた．器官重量では，22 日齢剖検例において肝臓の重量増加が 300 mg/kg 群の雌雄にみられ，本被験物質による肝臓への影響が示唆されたが，血液生化学検査において肝機能関連パラメータの変動はなく，病理組織学検査でも対応する器質的変化がなかったことから，重篤な変化ではないものと考えられた．また，22 日齢剖検例において腎臓の重量増加又は増加傾向が 8 mg/kg 以上の群の雄及び 50 mg/kg 以上の群の雌で認められた．このほか，副腎の相対重量の減少が 8 及び 300 mg/kg 群の雄，甲状腺の絶対及び相対重量の増加傾向が 300 mg/kg 群の雌雄，85 日齢剖検例において脳の絶対重量の減少が 300 mg/kg 群の雌でみられたが，生理的変動範囲内の変化であり，

後述の病理組織学的検査では脳，甲状腺及び副腎に変化はみられなかったことから，毒性学的な意義はないものと考えられた．病理組織学的検査では，22 日齢剖検例において，300 mg/kg 群の雌雄で軽度ないし中等度の好塩基性尿細管が認められた．この変化については，その程度及び発生頻度から被験物質投与による変化と考えられた．しかし，この腎臓の変化は 85 日齢剖検例ではみられず，回復性が認められた．なお，85 日齢剖検例において，50 mg/kg 群の雌，並びに 300 mg/kg 群の雌で軽度の腎臓皮髄境界部の鉱質沈着がみられたが，同様の変化は対照群の雌雄にもみられており，その程度及び発生頻度に対照群との差はないことから，被験物質投与との関連はないと考えられた．

以上のことから，本試験条件下での無影響量は，雄で 8 mg/kg 未満，雌では 8 mg/kg と考えられた．上記の結果を，先に実施した成獣ラットの試験成績 [1]と比較すると，成獣ラットの 1000 mg/kg 群で本試験の 300 mg/kg 群でみられたと同様な振戦及び自発運動の低下が観察されおり，その発現パターンもほぼ同様であった．また，成獣ではみられなかった体重の増加抑制が本試験において認められた．病理学的検査では，成獣の 1000 mg/kg 群で肝臓の重量増加がみられ，組織学的に小葉中心性の肝細胞肥大が認められた．本試験においては，300 mg/kg 群で肝臓の重量増加はみられたものの，組織学的には変化は認められなかった．一般に小葉中心性の肝細胞肥大は解毒のための生体の適応反応である代謝機能亢進を示唆していることが多い．幼若ラットでは，肝細胞の代謝機能が未だ確立しておらず，そのために適応性の変化が顕著に現れなかったと考えられた．また，幼若ラットでは腎臓の病理組織学的検査において被験物質投与の影響と考えられる好塩基性尿細管がみられたが，成獣ラットにおいては腎臓に被験物質投与の影響は認められなかった．このほか，幼若ラットでは 300 mg/kg 群で白血球数の増加，並びにグルコース及びカリウムの減少又は減少傾向がみられたが，成獣ラットでは 1000 mg/kg 群においても同様の変化は認められなかった．なお，成獣ラットでは，無機リンの低値及びトリグリセライドの高値がみられたが，これらについては投与量の相違に起因した可能性があり，幼若と成獣とでの差を表すものとは言い難かった．以上より，ラットでは 2-クロロフェノールを新生児に投与すると成獣に比較して毒性がやや強く発現することが示唆された．

参 考 文 献

1) [redacted] (1999):2-クロロフェノールのラットを用いた経口投与による 28 日間の反復投与毒性試験．株式会社三菱化学安全科学研究所(試験番号: 8L658).

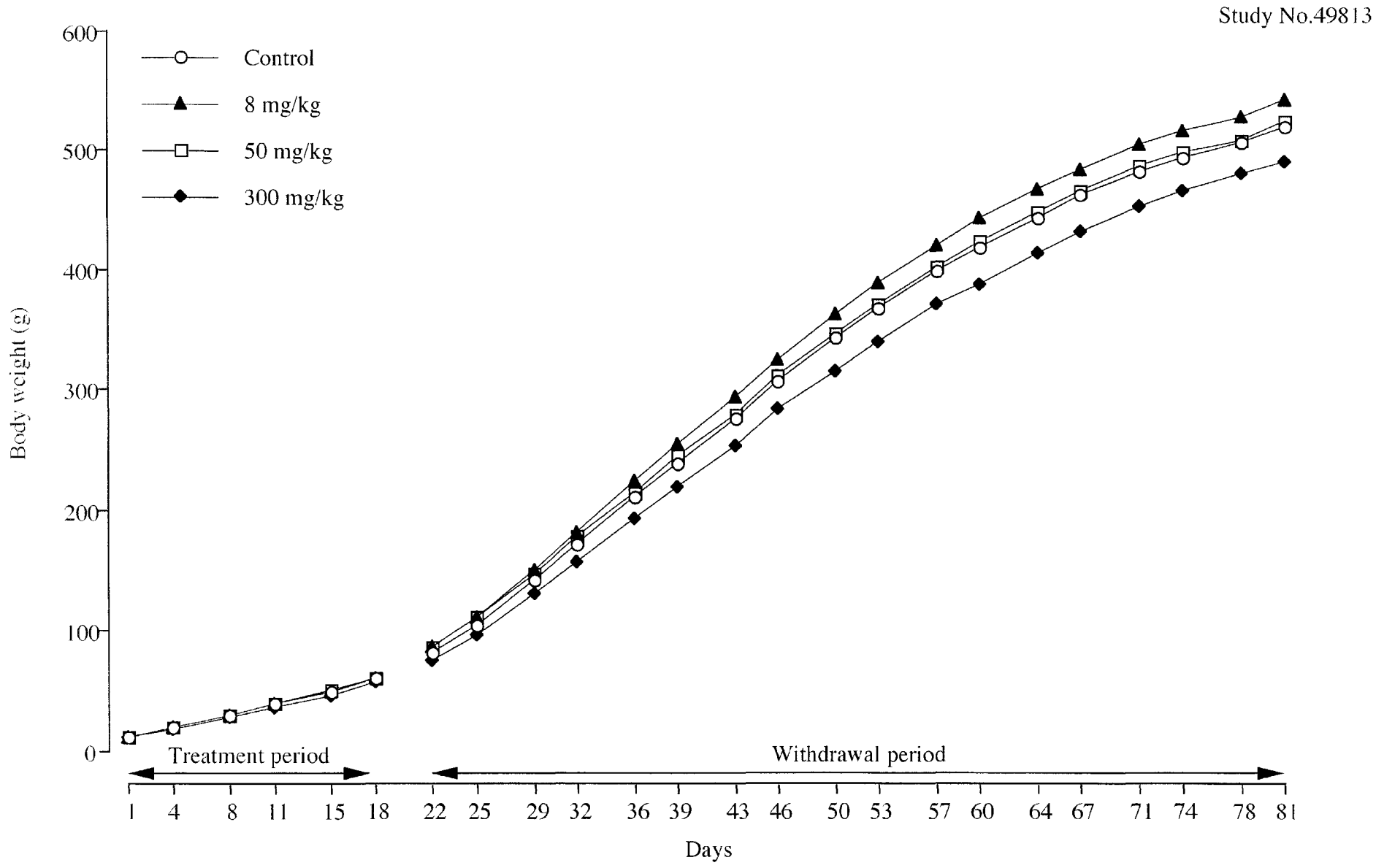

Fig. 1 Body weight changes in juvenile male rats treated orally with 2-chlorophenol for 18 days followed by 63-day withdrawal period.

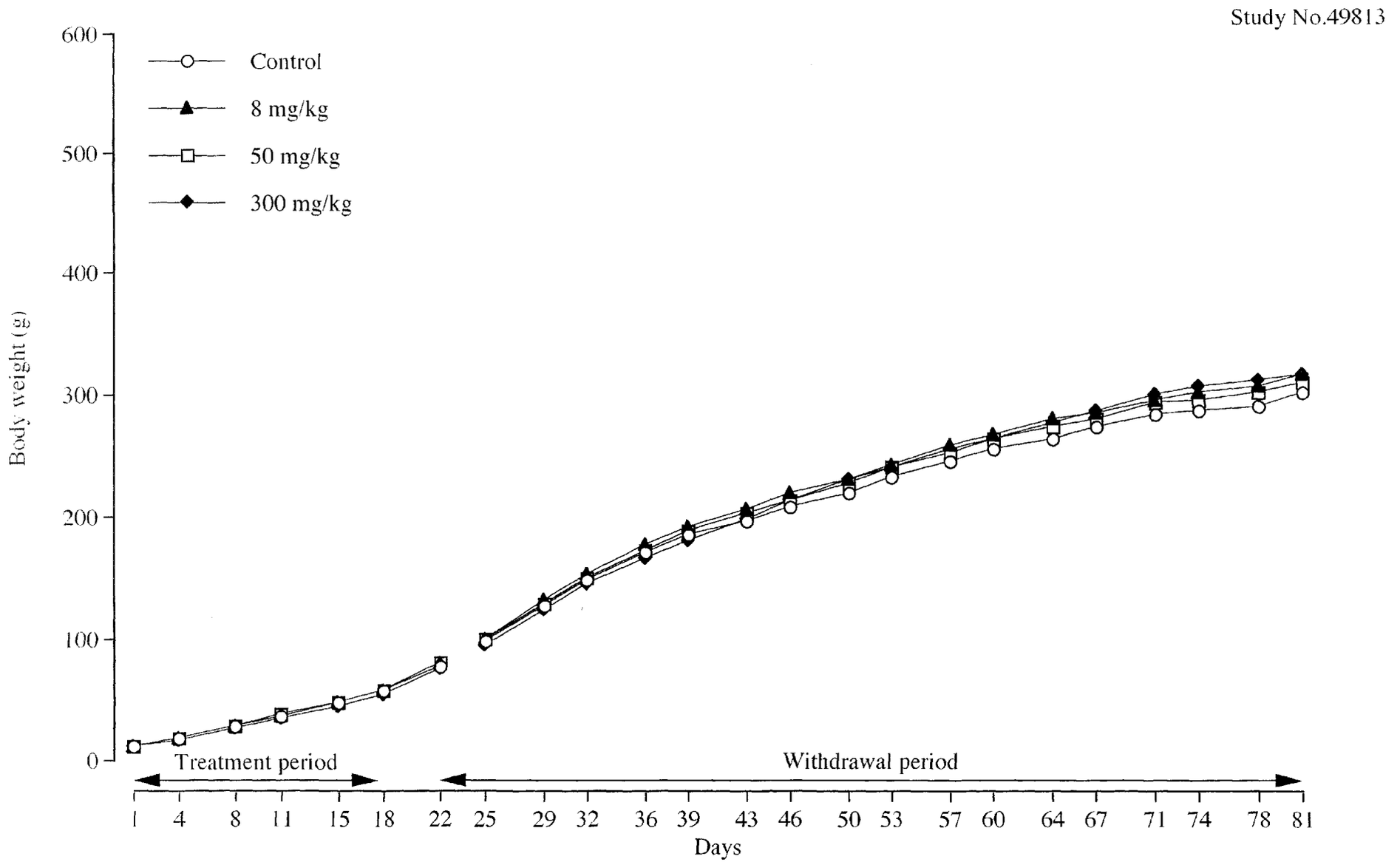

Fig. 2 Body weight changes in juvenile female rats treated orally with 2-chlorophenol for 18 days followed by 63-day withdrawal period.

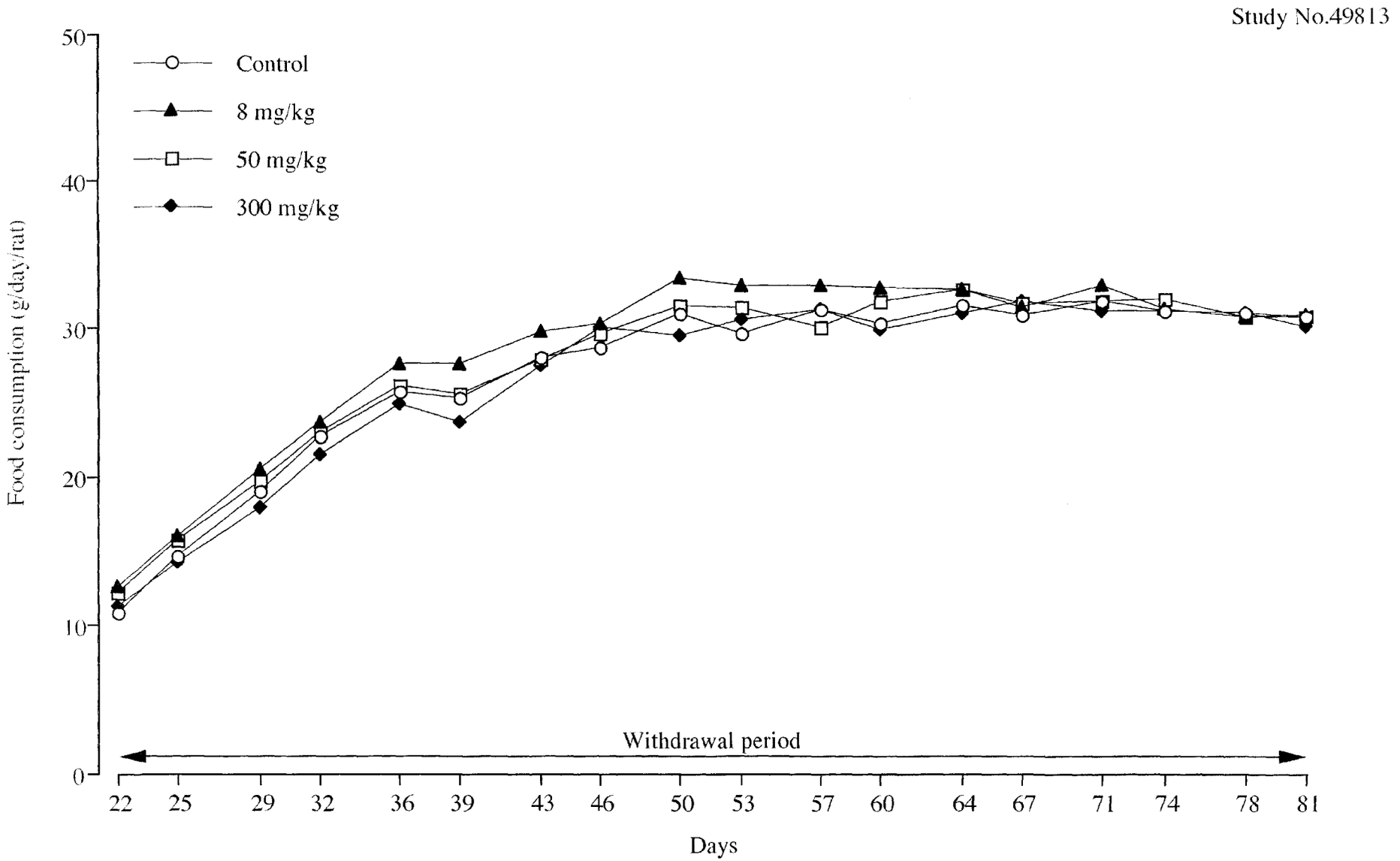

Fig. 3 Food consumption in juvenile male rats treated orally with 2-chlorophenol for 18 days followed by 63-day withdrawal period.

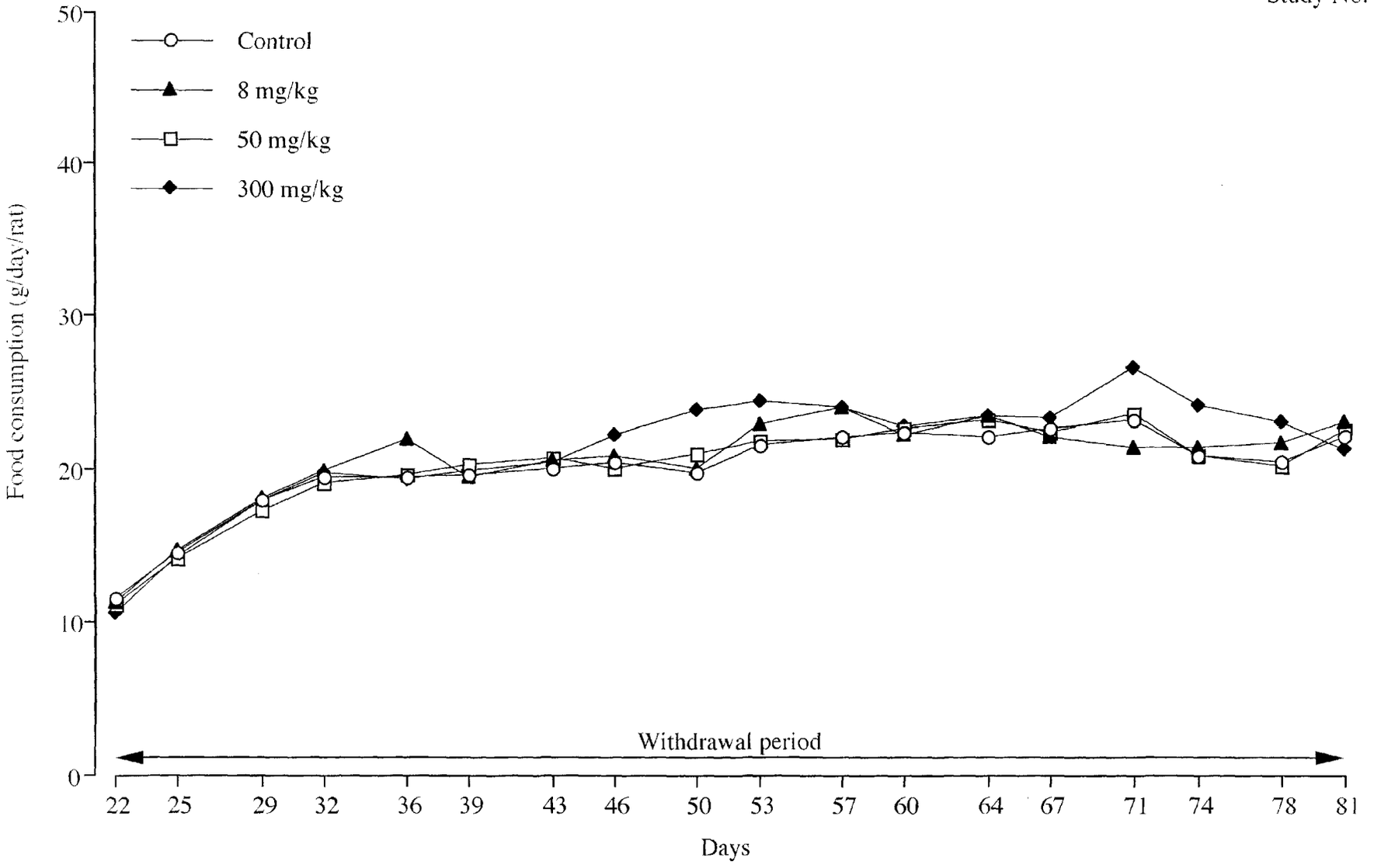

Fig. 4 Food consumption in juvenile female rats treated orally with 2-chlorophenol for 18 days followed by 63-day withdrawal period.

Table 1 Clinical signs in juvenile rats treated orally with 2-chlorophenol for 18 days followed by 63-day withdrawal period

Sex	Group and dose	Clinical sign	Days																	
			1	2	3	4	5	6	7	8	9	10	11	12	13	14	15	16	17	18
Male	Control	Number of examined	12	12	12	12	12	12	12	12	12	12	12	12	12	12	12	12	12	12
		No abnormality	12	12	12	12	12	12	12	12	12	12	12	12	12	12	12	12	12	12
	8 mg/kg	Number of examined	12	12	12	12	12	12	12	12	12	12	12	12	12	12	12	12	12	12
		No abnormality	12	12	12	12	12	12	12	12	12	12	12	12	12	12	12	12	12	12
	50 mg/kg	Number of examined	12	12	12	12	12	12	12	12	12	12	12	12	12	12	12	12	12	12
		No abnormality	12	12	12	12	12	12	12	12	12	12	12	12	12	12	12	12	12	12
	300 mg/kg	Number of examined	12	12	12	12	12	12	12	12	12	12	12	12	12	12	12	12	12	12
		No abnormality	12	12	9	5	1	3	5	9	4	3	2	5	9	11	9	11	12	10
		Tremor	0	0	3	7	11	9	7	3	8	9	10	7	3	1	3	1	0	2
		Hypoactivity	0	0	0	0	0	0	0	0	0	1	1	0	0	0	0	0	0	2
		Abnormality of tooth	0	0	0	0	0	0	0	0	0	0	0	0	0	0	0	0	0	0
		Abnormal gait	0	0	0	0	0	0	0	0	0	0	1	0	0	0	0	0	0	0
Female	Control	Number of examined	12	12	12	12	12	12	12	12	12	12	12	12	12	12	12	12	12	12
		No abnormality	12	12	12	12	12	12	12	12	12	12	12	12	12	12	12	12	12	12
	8 mg/kg	Number of examined	12	12	12	12	12	12	12	12	12	12	12	12	12	12	12	12	12	12
		No abnormality	12	12	12	12	12	12	12	12	12	12	12	12	12	12	12	12	12	12
	50 mg/kg	Number of examined	12	12	12	12	12	12	12	12	12	12	12	12	12	12	12	12	12	12
		No abnormality	12	12	12	12	12	12	12	12	11	12	12	12	12	12	12	12	12	12
		Tremor	0	0	0	0	0	0	0	0	1	0	0	0	0	0	0	0	0	0
	300 mg/kg	Number of examined	12	12	12	12	12	12	12	12	12	11	11	11	11	11	11	11	11	11
		No abnormality	12	12	9	6	3	0	5	5	2	3	2	3	7	11	7	10	11	11
		Tremor	0	0	3	6	9	12	7	7	10	8	9	8	4	0	4	1	0	0
		Hypoactivity	0	0	0	0	0	0	0	0	1	1	3	1	0	0	2	0	0	0
		Bradypnea	0	0	0	0	0	0	0	0	1	0	0	0	0	0	0	0	0	0
		Dead	0	0	0	0	0	0	0	0	1	0	0	0	0	0	0	0	0	0

Table 1 - continued Clinical signs in juvenile rats treated orally with 2-chlorophenol for 18 days followed by 63-day withdrawal period

Sex	Group and dose	Clinical sign	Days																		
			19	20	21	22	23	24	25	26	27	28	29	30	31	32	33	34	35	36	37
Male	Control	Number of examined	6	6	6	6	6	6	6	6	6	6	6	6	6	6	6	6	6	6	6
		No abnormality	6	6	6	6	6	6	6	6	6	6	6	6	6	6	6	6	6	6	6
	8 mg/kg	Number of examined	6	6	6	6	6	6	6	6	6	6	6	6	6	6	6	6	6	6	6
		No abnormality	6	6	6	6	6	6	6	6	6	6	6	6	6	6	6	6	6	6	6
	50 mg/kg	Number of examined	6	6	6	6	6	6	6	6	6	6	6	6	6	6	6	6	6	6	6
		No abnormality	6	6	6	6	6	6	6	6	6	6	6	6	6	6	6	6	6	6	6
	300 mg/kg	Number of examined	6	6	6	6	6	6	6	6	6	6	6	6	6	6	6	6	6	6	6
		No abnormality	6	6	6	6	6	6	6	6	6	6	6	6	6	6	6	6	6	6	6
		Tremor	0	0	0	0	0	0	0	0	0	0	0	0	0	0	0	0	0	0	0
		Hypoactivity	0	0	0	0	0	0	0	0	0	0	0	0	0	0	0	0	0	0	0
		Abnormality of tooth	0	0	0	0	0	0	0	0	0	0	0	0	0	0	0	0	0	0	0
		Abnormal gait	0	0	0	0	0	0	0	0	0	0	0	0	0	0	0	0	0	0	0
Female	Control	Number of examined	6	6	6	6	6	6	6	6	6	6	6	6	6	6	6	6	6	6	6
		No abnormality	6	6	6	6	6	6	6	6	6	6	6	6	6	6	6	6	6	6	6
	8 mg/kg	Number of examined	6	6	6	6	6	6	6	6	6	6	6	6	6	6	6	6	6	6	6
		No abnormality	6	6	6	6	6	6	6	6	6	6	6	6	6	6	6	6	6	6	6
	50 mg/kg	Number of examined	6	6	6	6	6	6	6	6	6	6	6	6	6	6	6	6	6	6	6
		No abnormality	6	6	6	6	6	6	6	6	6	6	6	6	6	6	6	6	6	6	6
		Tremor	0	0	0	0	0	0	0	0	0	0	0	0	0	0	0	0	0	0	0
	300 mg/kg	Number of examined	6	6	6	6	6	6	6	6	6	6	6	6	6	6	6	6	6	6	6
		No abnormality	6	6	6	6	6	6	6	6	6	6	6	6	6	6	6	6	6	6	6
		Tremor	0	0	0	0	0	0	0	0	0	0	0	0	0	0	0	0	0	0	0
		Hypoactivity	0	0	0	0	0	0	0	0	0	0	0	0	0	0	0	0	0	0	0
		Bradypnea	0	0	0	0	0	0	0	0	0	0	0	0	0	0	0	0	0	0	0
		Dead	0	0	0	0	0	0	0	0	0	0	0	0	0	0	0	0	0	0	0

Table 1 - continued Clinical signs in juvenile rats treated orally with 2-chlorophenol for 18 days followed by 63-day withdrawal period

Sex	Group and dose	Clinical sign	Days																		
			38	39	40	41	42	43	44	45	46	47	48	49	50	51	52	53	54	55	56
Male	Control	Number of examined	6	6	6	6	6	6	6	6	6	6	6	6	6	6	6	6	6	6	6
		No abnormality	6	6	6	6	6	6	6	6	6	6	6	6	6	6	6	6	6	6	6
	8 mg/kg	Number of examined	6	6	6	6	6	6	6	6	6	6	6	6	6	6	6	6	6	6	6
		No abnormality	6	6	6	6	6	6	6	6	6	6	6	6	6	6	6	6	6	6	6
	50 mg/kg	Number of examined	6	6	6	6	6	6	6	6	6	6	6	6	6	6	6	6	6	6	6
		No abnormality	6	6	6	6	6	6	6	6	6	6	6	6	6	6	6	6	6	6	6
	300 mg/kg	Number of examined	6	6	6	6	6	6	6	6	6	6	6	6	6	6	6	6	6	6	6
		No abnormality	6	6	6	6	6	6	6	6	6	6	6	6	6	5	5	5	6	6	6
		Tremor	0	0	0	0	0	0	0	0	0	0	0	0	0	0	0	0	0	0	0
		Hypoactivity	0	0	0	0	0	0	0	0	0	0	0	0	0	0	0	0	0	0	0
		Abnormality of tooth	0	0	0	0	0	0	0	0	0	0	0	0	0	1	1	1	0	0	0
		Abnormal gait	0	0	0	0	0	0	0	0	0	0	0	0	0	0	0	0	0	0	0
Female	Control	Number of examined	6	6	6	6	6	6	6	6	6	6	6	6	6	6	6	6	6	6	6
		No abnormality	6	6	6	6	6	6	6	6	6	6	6	6	6	6	6	6	6	6	6
	8 mg/kg	Number of examined	6	6	6	6	6	6	6	6	6	6	6	6	6	6	6	6	6	6	6
		No abnormality	6	6	6	6	6	6	6	6	6	6	6	6	6	6	6	6	6	6	6
	50 mg/kg	Number of examined	6	6	6	6	6	6	6	6	6	6	6	6	6	6	6	6	6	6	6
		No abnormality	6	6	6	6	6	6	6	6	6	6	6	6	6	6	6	6	6	6	6
		Tremor	0	0	0	0	0	0	0	0	0	0	0	0	0	0	0	0	0	0	0
	300 mg/kg	Number of examined	6	6	6	6	6	6	6	6	6	6	6	6	6	6	6	6	6	6	6
		No abnormality	6	6	6	6	6	6	6	6	6	6	6	6	6	6	6	6	6	6	6
		Tremor	0	0	0	0	0	0	0	0	0	0	0	0	0	0	0	0	0	0	0
		Hypoactivity	0	0	0	0	0	0	0	0	0	0	0	0	0	0	0	0	0	0	0
		Bradypnea	0	0	0	0	0	0	0	0	0	0	0	0	0	0	0	0	0	0	0
		Dead	0	0	0	0	0	0	0	0	0	0	0	0	0	0	0	0	0	0	0

Table 1 - continued Clinical signs in juvenile rats treated orally with 2-chlorophenol for 18 days followed by 63-day withdrawal period

Sex	Group and dose	Clinical sign	Days																		
			57	58	59	60	61	62	63	64	65	66	67	68	69	70	71	72	73	74	75
Male	Control	Number of examined	6	6	6	6	6	6	6	6	6	6	6	6	6	6	6	6	6	6	6
		No abnormality	6	6	6	6	6	6	6	6	6	6	6	6	6	6	6	6	6	6	6
	8 mg/kg	Number of examined	6	6	6	6	6	6	6	6	6	6	6	6	6	6	6	6	6	6	6
		No abnormality	6	6	6	6	6	6	6	6	6	6	6	6	6	6	6	6	6	6	6
	50 mg/kg	Number of examined	6	6	6	6	6	6	6	6	6	6	6	6	6	6	6	6	6	6	6
		No abnormality	6	6	6	6	6	6	6	6	6	6	6	6	6	6	6	6	6	6	6
	300 mg/kg	Number of examined	6	6	6	6	6	6	6	6	6	6	6	6	6	6	6	6	6	6	6
		No abnormality	6	6	6	6	6	6	6	6	6	6	6	6	6	6	6	6	6	6	6
		Tremor	0	0	0	0	0	0	0	0	0	0	0	0	0	0	0	0	0	0	0
		Hypoactivity	0	0	0	0	0	0	0	0	0	0	0	0	0	0	0	0	0	0	0
		Abnormality of tooth	0	0	0	0	0	0	0	0	0	0	0	0	0	0	0	0	0	0	0
		Abnormal gait	0	0	0	0	0	0	0	0	0	0	0	0	0	0	0	0	0	0	0
Female	Control	Number of examined	6	6	6	6	6	6	6	6	6	6	6	6	6	6	6	6	6	6	6
		No abnormality	6	6	6	6	6	6	6	6	6	6	6	6	6	6	6	6	6	6	6
	8 mg/kg	Number of examined	6	6	6	6	6	6	6	6	6	6	6	6	6	6	6	6	6	6	6
		No abnormality	6	6	6	6	6	6	6	6	6	6	6	6	6	6	6	6	6	6	6
	50 mg/kg	Number of examined	6	6	6	6	6	6	6	6	6	6	6	6	6	6	6	6	6	6	6
		No abnormality	6	6	6	6	6	6	6	6	6	6	6	6	6	6	6	6	6	6	6
		Tremor	0	0	0	0	0	0	0	0	0	0	0	0	0	0	0	0	0	0	0
	300 mg/kg	Number of examined	6	6	6	6	6	6	6	6	6	6	6	6	6	6	6	6	6	6	6
		No abnormality	6	6	6	6	6	6	6	6	6	6	6	6	6	6	6	6	6	6	6
		Tremor	0	0	0	0	0	0	0	0	0	0	0	0	0	0	0	0	0	0	0
		Hypoactivity	0	0	0	0	0	0	0	0	0	0	0	0	0	0	0	0	0	0	0
		Bradypnea	0	0	0	0	0	0	0	0	0	0	0	0	0	0	0	0	0	0	0
		Dead	0	0	0	0	0	0	0	0	0	0	0	0	0	0	0	0	0	0	0

Table 1 - continued Clinical signs in juvenile rats treated orally with 2-chlorophenol for 18 days followed by 63-day withdrawal period

Sex	Group and dose	Clinical sign	Days 76	77	78	79	80	81
Male	Control	Number of examined	6	6	6	6	6	6
		No abnormality	6	6	6	6	6	6
	8 mg/kg	Number of examined	6	6	6	6	6	6
		No abnormality	6	6	6	6	6	6
	50 mg/kg	Number of examined	6	6	6	6	6	6
		No abnormality	6	6	6	6	6	6
	300 mg/kg	Number of examined	6	6	6	6	6	6
		No abnormality	6	6	6	6	6	6
		Tremor	0	0	0	0	0	0
		Hypoactivity	0	0	0	0	0	0
		Abnormality of tooth	0	0	0	0	0	0
		Abnormal gait	0	0	0	0	0	0
Female	Control	Number of examined	6	6	6	6	6	6
		No abnormality	6	6	6	6	6	6
	8 mg/kg	Number of examined	6	6	6	6	6	6
		No abnormality	6	6	6	6	6	6
	50 mg/kg	Number of examined	6	6	6	6	6	6
		No abnormality	6	6	6	6	6	6
		Tremor	0	0	0	0	0	0
	300 mg/kg	Number of examined	6	6	6	6	6	6
		No abnormality	6	6	6	6	6	6
		Tremor	0	0	0	0	0	0
		Hypoactivity	0	0	0	0	0	0
		Bradypnea	0	0	0	0	0	0
		Dead	0	0	0	0	0	0

Table 2 Body weights in juvenile rats treated orally with 2-chlorophenol for 18 days followed by 63-day withdrawal period

Sex	Group and dose		Body weight(g) on day									
			1	4	8	11	15	18	22	25	29	32
Male	Control	N	12	12	12	12	12	12	6	6	6	6
		Mean	11.2	18.2	28.7	37.8	48.1	58.8	81.2	103.5	141.1	170.4
		S.D.	±0.5	±1.0	±1.9	±2.1	±3.0	±3.8	±2.6	±3.7	±5.2	±7.7
	8 mg/kg	N	12	12	12	12	12	12	6	6	6	6
		Mean	11.2	18.1	28.7	38.1	48.5	59.7	86.0	110.3	149.3	180.1
		S.D.	±0.5	±1.0	±2.2	±2.3	±3.3	±4.5	±4.8	±5.7	±7.2	±8.9
	50 mg/kg	N	12	12	12	12	12	12	6	6	6	6
		Mean	11.2	18.2	29.0	38.5	49.1	60.0	85.4*	109.2	145.7	176.0
		S.D.	±0.4	±1.0	±1.6	±2.2	±3.0	±3.8	±2.1	±3.4	±6.3	±9.1
	300 mg/kg	N	12	12	12	12	12	12	6	6	6	6
		Mean	11.2	16.6*	26.4*	35.2*	44.9	55.5	74.9	95.2	129.2*	155.0*
		S.D.	±0.4	±1.8	±3.1	±3.4	±4.3	±6.5	±7.7	±9.5	±11.7	±12.4
Female	Control	N	12	12	12	12	12	12	6	6	6	6
		Mean	10.7	17.3	27.8	36.5	46.5	56.6	77.3	97.2	127.1	147.4
		S.D.	±0.5	±0.7	±1.3	±1.8	±2.9	±3.6	±4.6	±4.8	±6.2	±7.7
	8 mg/kg	N	12	12	12	12	12	12	6	6	6	6
		Mean	10.8	17.7	28.2	36.6	46.5	56.3	79.3	99.2	131.4	152.4
		S.D.	±0.4	±0.8	±1.6	±1.5	±2.3	±3.3	±4.2	±4.4	±4.0	±5.3
	50 mg/kg	N	12	12	12	12	12	12	6	6	6	6
		Mean	10.9	17.6	27.7	36.8	46.8	57.6	79.8	99.1	129.0	150.0
		S.D.	±0.5	±1.0	±1.6	±2.3	±3.0	±3.5	±2.5	±4.7	±8.5	±11.1
	300 mg/kg	N	12	12	12	11	11	11	6	6	6	6
		Mean	10.7	16.3*	25.7**	34.1*	43.2**	53.4	74.5	94.9	124.4	144.7
		S.D.	±0.4	±1.0	±1.7	±1.7	±1.9	±2.7	±2.9	±3.9	±5.9	±8.3

*: $P<0.05$, **: $P<0.01$ (significantly different from control).
No.887(300mg/kg) died on day 9 of treatment.

Table 2 - continued Body weights in juvenile rats treated orally with 2-chlorophenol for 18 days followed by 63-day withdrawal period

Sex	Group and dose		Body weight(g) on day									
			36	39	43	46	50	53	57	60	64	67
Male	Control	N	6	6	6	6	6	6	6	6	6	6
		Mean	208.7	237.3	275.0	305.6	341.7	365.1	396.3	416.4	440.9	459.5
		S.D.	±6.5	±9.3	±12.3	±15.7	±17.3	±19.0	±19.5	±21.1	±22.4	±23.3
	8 mg/kg	N	6	6	6	6	6	6	6	6	6	6
		Mean	221.6	253.4	291.5	322.6	361.2	386.3	417.8	439.7	465.1	480.7
		S.D.	±12.3	±13.2	±16.4	±18.0	±20.7	±24.3	±25.2	±25.4	±24.9	±29.7
	50 mg/kg	N	6	6	6	6	6	6	6	6	6	6
		Mean	213.2	243.2	278.4	309.5	344.9	368.8	399.6	420.4	445.2	463.4
		S.D.	±11.7	±12.3	±10.4	±11.6	±14.2	±13.3	±13.9	±14.2	±14.8	±17.2
	300 mg/kg	N	6	6	6	6	6	6	6	6	6	6
		Mean	190.7*	216.9*	251.3*	282.5	313.8*	338.5	368.0	385.5	410.9	428.7
		S.D.	±15.7	±17.4	±18.4	±20.4	±20.4	±23.1	±24.9	±23.7	±25.5	±28.4
Female	Control	N	6	6	6	6	6	6	6	6	6	6
		Mean	170.6	185.5	197.7	208.7	220.5	232.7	246.3	255.3	263.9	273.0
		S.D.	±9.1	±10.4	±11.7	±15.1	±15.5	±19.4	±18.5	±21.7	±23.1	±25.0
	8 mg/kg	N	6	6	6	6	6	6	6	6	6	6
		Mean	177.2	192.3	207.5	220.4	231.4	243.2	258.7	266.5	280.4	284.4
		S.D.	±6.4	±6.4	±6.7	±6.9	±7.7	±10.1	±11.0	±10.4	±12.7	±12.3
	50 mg/kg	N	6	6	6	6	6	6	6	6	6	6
		Mean	171.9	188.4	203.5	213.9	227.6	240.2	252.2	264.1	273.1	280.7
		S.D.	±11.2	±11.5	±13.4	±13.5	±13.7	±17.2	±15.7	±20.0	±19.0	±17.3
	300 mg/kg	N	6	6	6	6	6	6	6	6	6	6
		Mean	166.0	181.4	198.2	213.6	230.4	241.0	255.3	264.4	276.3	285.9
		S.D.	±10.8	±11.6	±13.6	±16.4	±20.8	±24.2	±21.6	±26.0	±29.6	±30.8

*: $P<0.05$ (significantly different from control).

Table 2 - continued Body weights in juvenile rats treated orally with 2-chlorophenol for 18 days followed by 63-day withdrawal period

Sex	Group and dose		Body weight(g) on day 71	74	78	81
Male	Control	N	6	6	6	6
		Mean	479.8	490.5	503.2	517.3
		S.D.	±24.7	±24.5	±25.2	±23.6
	8 mg/kg	N	6	6	6	6
		Mean	502.9	514.0	525.5	539.1
		S.D.	±27.6	±31.6	±29.7	±28.6
	50 mg/kg	N	6	6	6	6
		Mean	483.6	495.7	506.1	522.1
		S.D.	±17.0	±19.4	±20.8	±24.1
	300 mg/kg	N	6	6	6	6
		Mean	450.2	462.5	478.3	486.9
		S.D.	±26.2	±28.9	±28.4	±29.7
Female	Control	N	6	6	6	6
		Mean	283.1	286.4	290.6	301.4
		S.D.	±27.5	±27.5	±29.9	±31.6
	8 mg/kg	N	6	6	6	6
		Mean	294.2	301.7	305.7	315.4
		S.D.	±13.2	±12.9	±12.4	±17.1
	50 mg/kg	N	6	6	6	6
		Mean	292.3	294.4	301.1	309.7
		S.D.	±19.5	±20.1	±21.9	±24.7
	300 mg/kg	N	6	6	6	6
		Mean	299.6	305.9	311.5	315.3
		S.D.	±34.6	±32.8	±33.4	±35.3

Not significantly different from control.

Table 3 Food consumption in juvenile rats treated orally with 2-chlorophenol for 18 days followed by 63-day withdrawal period

Sex	Group and dose		Food consumption(g) on day									
			22	25	29	32	36	39	43	46	50	53
Male	Control	N	6	6	6	6	6	6	6	6	6	6
		Mean	10.9	14.6	19.0	22.7	25.6	25.2	27.9	28.6	30.9	29.6
		S.D.	±0.8	±1.3	±1.4	±2.2	±1.0	±1.5	±1.6	±1.8	±1.3	±1.6
	8 mg/kg	N	6	6	6	6	6	6	6	6	6	6
		Mean	12.6**	16.0	20.5	23.6	27.5	27.6	29.7	30.2	33.4	32.8
		S.D.	±0.8	±1.0	±2.4	±2.5	±2.3	±1.8	±2.5	±2.8	±3.9	±3.3
	50 mg/kg	N	6	6	6	6	6	6	6	6	6	6
		Mean	12.2*	15.8	19.7	22.9	26.0	25.5	27.8	29.6	31.5	31.4
		S.D.	±0.7	±1.1	±1.8	±2.0	±2.8	±2.5	±2.7	±3.1	±3.1	±1.9
	300 mg/kg	N	6	6	6	6	6	6	6	6	6	6
		Mean	11.3	14.3	17.9	21.4	24.8	23.6	27.4	30.0	29.5	30.5
		S.D.	±1.0	±1.1	±1.5	±1.3	±1.9	±1.7	±2.2	±0.9	±1.6	±2.2
Female	Control	N	6	6	6	6	6	6	6	6	6	6
		Mean	11.5	14.5	17.9	19.4	19.4	19.5	19.9	20.3	19.7	21.4
		S.D.	±0.8	±1.3	±2.2	±1.7	±1.5	±2.5	±2.5	±1.2	±2.5	±2.1
	8 mg/kg	N	6	6	6	6	6	6	6	6	6	6
		Mean	11.2	14.7	18.1	19.8	21.8	19.4	20.5	20.8	20.0	22.8
		S.D.	±1.3	±0.5	±1.1	±1.8	±2.0	±2.0	±2.4	±1.9	±1.7	±3.3
	50 mg/kg	N	6	6	6	6	6	6	6	6	6	6
		Mean	11.1	14.1	17.3	19.0	19.6	20.2	20.6	19.9	20.9	21.7
		S.D.	±0.8	±1.1	±2.4	±1.7	±1.3	±1.5	±1.9	±1.2	±2.4	±3.0
	300 mg/kg	N	6	6	6	6	6	6	6	6	6	6
		Mean	10.6	14.2	17.9	19.7	19.2	19.8	20.4	22.1	23.7*	24.3
		S.D.	±0.9	±1.8	±1.6	±2.7	±2.5	±1.5	±1.9	±1.9	±1.7	±3.7

*: $P<0.05$, **: $P<0.01$ (significantly different from control).

Table 3 - continued Food consumption in juvenile rats treated orally with 2-chlorophenol for 18 days followed by 63-day withdrawal period

Sex	Group and dose		Food consumption(g) on day							
			57	60	64	67	71	74	78	81
Male	Control	N	6	6	6	6	6	6	6	6
		Mean	31.2	30.3	31.5	30.8	31.8	31.1	31.0	30.7
		S.D.	±1.8	±1.6	±2.5	±2.4	±1.5	±2.6	±2.1	±2.6
	8 mg/kg	N	6	6	6	6	6	6	6	6
		Mean	32.8	32.7	32.5	31.4	32.8	31.2	30.7	30.8
		S.D.	±3.8	±3.2	±2.5	±3.8	±2.6	±3.4	±3.7	±2.8
	50 mg/kg	N	6	6	6	6	6	6	6	6
		Mean	30.0	31.8	32.6	31.6	31.8	31.9	30.7	30.6
		S.D.	±2.1	±3.2	±3.0	±2.8	±2.6	±2.1	±2.5	±3.2
	300 mg/kg	N	6	6	6	6	6	6	6	6
		Mean	31.2	29.9	31.0	31.8	31.1	31.1	31.0	30.0
		S.D.	±2.3	±1.7	±1.3	±1.8	±1.4	±1.7	±1.8	±1.6
Female	Control	N	6	6	6	6	6	6	6	6
		Mean	22.0	22.3	22.0	22.5	23.1	20.7	20.4	22.0
		S.D.	±2.3	±2.4	±2.1	±3.7	±3.6	±3.1	±3.5	±1.9
	8 mg/kg	N	6	6	6	6	6	6	6	6
		Mean	23.9	22.1	23.4	22.0	21.3	21.3	21.6	22.9
		S.D.	±2.9	±2.1	±2.6	±3.0	±2.9	±3.2	±1.4	±3.6
	50 mg/kg	N	6	6	6	6	6	6	6	6
		Mean	21.8	22.5	23.1	22.3	23.5	20.8	20.1	22.4
		S.D.	±1.7	±3.4	±1.6	±2.1	±3.4	±1.1	±2.5	±2.8
	300 mg/kg	N	6	6	6	6	6	6	6	6
		Mean	23.9	22.6	23.4	23.2	26.5	24.0	22.9	21.1
		S.D.	±2.0	±3.9	±4.2	±4.7	±3.4	±1.4	±1.2	±2.3

Not significantly different from control.

Table 4 Postnatal differentiation in juvenile rats treated orally with 2-chlorophenol for 18 days followed by 63-day withdrawal period

Study No.49813

Group and dose		Control	8 mg/kg	50 mg/kg	300 mg/kg
No. of male offspring					
Pinna detachment	(4 days)	12/12 (100)	12/12 (100)	12/12 (100)	12/12 (100)
Piliation	(8 days)	12/12 (100)	12/12 (100)	12/12 (100)	12/12 (100)
Incisor eruption	(10 days)	9/12 (75.00)	11/12 (91.67)	9/12 (75.00)	11/12 (91.67)
	(11 days)	12/12 (100)	12/12 (100)	12/12 (100)	12/12 (100)
Eyelid separation	(15 days)	12/12 (100)	12/12 (100)	12/12 (100)	12/12 (100)
Gait	(15 days)	12/12 (100)	12/12 (100)	12/12 (100)	12/12 (100)
Descensus testis	(21 days)	12/12 (100)	12/12 (100)	12/12 (100)	12/12 (100)
Cleavage of the balanopreputial gland					
	(42 days)	0/6 (0)	0/6 (0)	0/6 (0)	0/6 (0)
	(43 days)	1/6 (16.67)	0/6 (0)	1/6 (16.67)	1/6 (16.67)
	(44 days)	5/6 (83.33)	3/6 (50.00)	6/6 (100)	4/6 (66.67)
	(45 days)	5/6 (83.33)	4/6 (66.67)	-	5/6 (83.33)
	(46 days)	6/6 (100)	6/6 (100)	-	5/6 (83.33)
	(47 days)	-	-	-	5/6 (83.33)
	(48 days)	-	-	-	6/6 (100)
No. of female offspring					
Pinna detachment	(4 days)	12/12 (100)	12/12 (100)	12/12 (100)	12/12 (100)
Piliation	(8 days)	12/12 (100)	12/12 (100)	12/12 (100)	12/12 (100)
Incisor eruption	(10 days)	9/12 (75.00)	10/12 (83.33)	9/12 (75.00)	9/12 (75.00)
	(11 days)	12/12 (100)	12/12 (100)	12/12 (100)	12/12 (100)
Eyelid separation	(15 days)	12/12 (100)	12/12 (100)	12/12 (100)	11/11 (100)
Gait	(15 days)	12/12 (100)	12/12 (100)	12/12 (100)	11/11 (100)
Vaginal opening	(42 days)	6/6 (100)	6/6 (100)	6/6 (100)	6/6 (100)

Not significantly different from control.
Values in parentheses represent percentages to the number of offspring examined.

Table 5 Results of function test in juvenile rats treated orally with 2-chlorophenol for 18 days followed by 63-day withdrawal period

Study No.49813

Group and dose		Control	8 mg/kg	50 mg/kg	300 mg/kg
No. of male offspring					
Righting reflex	(5 days)	10/12 (83.33)	11/12 (91.67)	11/12 (91.67)	12/12 (100)
	(6 days)	12/12 (100)	12/12 (100)	12/12 (100)	-
Ipsilateral flexor reflex	(5 days)	12/12 (100)	12/12 (100)	12/12 (100)	12/12 (100)
Visual placing	(16 days)	12/12 (100)	12/12 (100)	12/12 (100)	12/12 (100)
Preyer's reflex 500 Hz(60 dB)	(28 days)	6/6 (100)	6/6 (100)	6/6 (100)	6/6 (100)
Preyer's reflex 20000 Hz(60 dB)	(28 days)	6/6 (100)	6/6 (100)	6/6 (100)	6/6 (100)
No. of female offspring					
Righting reflex	(5 days)	11/12 (91.67)	12/12 (100)	11/12 (91.67)	11/12 (91.67)
	(6 days)	12/12 (100)	-	12/12 (100)	11/12 (91.67)
	(7 days)	-	-	-	12/12 (100)
Ipsilateral flexor reflex	(5 days)	12/12 (100)	12/12 (100)	12/12 (100)	12/12 (100)
Visual placing	(16 days)	12/12 (100)	12/12 (100)	12/12 (100)	11/11 (100)
Preyer's reflex 500 Hz(60 dB)	(28 days)	6/6 (100)	6/6 (100)	6/6 (100)	6/6 (100)
Preyer's reflex 20000 Hz(60 dB)	(28 days)	6/6 (100)	6/6 (100)	6/6 (100)	6/6 (100)

Not significantly different from control.
Values in parentheses represent percentages to the number of offspring examined.

Table 6 Urinary findings in juvenile rats treated orally with 2-chlorophenol for 18 days followed by 63-day withdrawal period

Sex	Group and dose		Urine volume (mL/24hr)	Osmotic pressure (Osm/kg)	Specific gravity
Male	Control	N	6	6	6
		Mean	31.6	1.072	1.032
		S.D.	±17.6	±0.410	±0.014
	8 mg/kg	N	6	6	6
		Mean	35.0	1.002	1.030
		S.D.	±22.3	±0.454	±0.014
	50 mg/kg	N	6	6	6
		Mean	39.4	0.776	1.024
		S.D.	±16.9	±0.195	±0.006
	300 mg/kg	N	6	6	6
		Mean	34.9	1.060	1.033
		S.D.	±21.6	±0.636	±0.019
Female	Control	N	6	6	6
		Mean	15.9	1.068	1.034
		S.D.	±8.4	±0.402	±0.013
	8 mg/kg	N	6	6	6
		Mean	16.6	1.008	1.031
		S.D.	±5.9	±0.293	±0.010
	50 mg/kg	N	6	6	6
		Mean	16.0	1.031	1.032
		S.D.	±6.0	±0.214	±0.008
	300 mg/kg	N	6	6	6
		Mean	18.0	0.883	1.027
		S.D.	±8.9	±0.335	±0.011

Not significantly different from control.

Table 6 - continued Urinary findings in juvenile rats treated orally with 2-chlorophenol for 18 days followed by 63-day withdrawal period

Sex	Group and dose	Number of animals	Color		pH				Protein				Glucose	Ketone body
			PY	Y	6.5	7.5	8.0	8.5	-	±	+	++	-	-
Male	Control	6	2	4	0	1	4	1	0	2	3	1	6	6
	8 mg/kg	6	2	4	0	0	6	0	0	1	4	1	6	6
	50 mg/kg	6	5	1	0	0	6	0	0	3	3	0	6	6
	300 mg/kg	6	3	3	0	1	4	1	0	1	4	1	6	6
Female	Control	6	3	3	1	2	2	1	4	1	1	0	6	6
	8 mg/kg	6	2	4	0	1	5	0	2	4	0	0	6	6
	50 mg/kg	6	1	5	0	0	6	0	4	2	0	0	6	6
	300 mg/kg	6	3	3	0	3	3	0	5	1	0	0	6	6

Abbreviation: PY, pale yellow Y, yellow.
Grade sign: -, none ±, trace +, mild ++, moderate +++, marked ++++, very marked.

Table 6 - continued Urinary findings in juvenile rats treated orally with 2-chlorophenol for 18 days followed by 63-day withdrawal period

Sex	Group and dose	Number of animals	Bilirubin	Occult blood		Urobilinogen (mg/dL)
			-	-	+	<1
Male	Control	6	6	6	0	6
	8 mg/kg	6	6	5	1	6
	50 mg/kg	6	6	6	0	6
	300 mg/kg	6	6	5	1	6
Female	Control	6	6	6	0	6
	8 mg/kg	6	6	6	0	6
	50 mg/kg	6	6	6	0	6
	300 mg/kg	6	6	5	1	6

Grade sign: -, none ±, trace +, mild ++, moderate +++, marked ++++, very marked.

Table 6 - continued Urinary findings in juvenile rats treated orally with 2-chlorophenol for 18 days followed by 63-day withdrawal period

Sex	Group and dose	Number of animals	Urinary sediment							
			Erythrocytes	Leukocytes	Epithelial cells	Crystals				Casts
			-	-	-	-	+	++	+++	-
Male	Control	6	6	6	6	4	0	0	2	6
	8 mg/kg	6	6	6	6	4	0	1	1	6
	50 mg/kg	6	6	6	6	5	1	0	0	6
	300 mg/kg	6	6	6	6	5	0	0	1	6
Female	Control	6	6	6	6	3	1	0	2	6
	8 mg/kg	6	6	6	6	6	0	0	0	6
	50 mg/kg	6	6	6	6	6	0	0	0	6
	300 mg/kg	6	6	6	6	5	1	0	0	6

Grade signs are as follows.
Epithelial cells: -, < 3/field; +, 3/field ≦ and < 10/field; ++, 10/field ≦ and < 20/field; +++, ≧ 20/field.
Erythrocytes : -, < 10/field; +, 10/field ≦ and < 30/field; ++, 30/field ≦ and < 100/field; +++, countless.
Leukocytes : -, < 3/field; +, 3/field ≦ and < 20/field; ++, 20/field ≦ and < 40/field; +++, ≧ 40/field.
Casts : -, none; +, ≧ 1/all field.
Crystals : -, < 10/field; +, 10/field ≦ and < 20/field; ++, 20/field ≦ and < 30/field; +++, countless.

Study No. 49813

Table 7 Hematological findings in juvenile rats treated orally with 2-chlorophenol for 18 days

Sex	Group and dose		Leukocytes (10^2 /μL)	Erythrocytes (10^4 /μL)	Hemoglobin (g/dL)	Hematocrit (%)	MCV (fL)	MCH (pg)	MCHC (%)	Platelets (10^4 /μL)
Male	Control	N	6	6	6	6	6	6	6	6
		Mean	65	468	9.0	32.6	70	19.3	27.7	115.8
		S.D.	±21	±37	±0.6	±1.9	±4	±1.2	±0.5	±5.7
	8 mg/kg	N	6	6	6	6	6	6	6	6
		Mean	77	475	9.2	33.4	70	19.4	27.5	107.5
		S.D.	±28	±34	±0.6	±1.9	±2	±0.9	±0.9	±14.4
	50 mg/kg	N	6	6	6	6	6	6	6	6
		Mean	91	471	9.2	33.7	72	19.6	27.3	114.2
		S.D.	±15	±24	±0.5	±1.6	±2	±0.8	±0.8	±6.4
	300 mg/kg	N	6	6	6	6	6	6	6	6
		Mean	101*	475	9.3	34.6	73	19.5	26.8	107.3
		S.D.	±15	±23	±0.5	±1.6	±3	±0.5	±0.7	±6.2
Female	Control	N	6	6	6	6	6	6	6	6
		Mean	72	508	9.7	35.0	69	19.2	27.8	105.3
		S.D.	±12	±19	±0.3	±1.2	±2	±0.6	±0.6	±12.7
	8 mg/kg	N	6	6	6	6	6	6	6	6
		Mean	77	501	9.6	34.7	69	19.2	27.7	111.1
		S.D.	±23	±19	±0.3	±1.2	±2	±0.4	±0.6	±18.7
	50 mg/kg	N	6	6	6	6	6	6	6	6
		Mean	79	504	9.9	35.5	70	19.6	27.8	108.3
		S.D.	±14	±23	±0.7	±1.9	±2	±1.0	±0.8	±4.9
	300 mg/kg	N	5	5	5	5	5	5	5	5
		Mean	91	486	9.4	34.6	71	19.4	27.3	104.0
		S.D.	±28	±38	±0.6	±2.1	±2	±0.4	±0.4	±16.3

*: $P<0.05$ (significantly different from control).

Table 7 - continued Hematological findings in juvenile rats treated orally with 2-chlorophenol for 18 days

Sex	Group and dose		Differential leukocyte count					
			Eosinophil (%)	Stab neutrophil (%)	Segmented neutrophil (%)	Lymphocyte (%)	Basophil (%)	Monocyte (%)
Male	Control	N	6	6	6	6	6	6
		Mean	0.7	0.7	14.8	81.3	0.0	2.5
		S.D.	±0.5	±0.8	±5.2	±4.3	±0.0	±1.2
	8 mg/kg	N	6	6	6	6	6	6
		Mean	0.8	0.5	11.0	85.0	0.0	2.7
		S.D.	±1.0	±0.8	±4.3	±5.1	±0.0	±1.9
	50 mg/kg	N	6	6	6	6	6	6
		Mean	0.2	0.3	19.2	77.5	0.0	2.8
		S.D.	±0.4	±0.5	±7.7	±7.2	±0.0	±1.7
	300 mg/kg	N	6	6	6	6	6	6
		Mean	0.3	0.7	12.3	85.0	0.0	1.7
		S.D.	±0.5	±0.8	±3.1	±3.7	±0.0	±1.0
Female	Control	N	6	6	6	6	6	6
		Mean	1.0	0.3	12.0	84.8	0.0	1.8
		S.D.	±0.9	±0.5	±5.3	±5.5	±0.0	±1.0
	8 mg/kg	N	6	6	6	6	6	6
		Mean	0.7	0.2	11.7	85.8	0.0	1.7
		S.D.	±0.8	±0.4	±2.6	±3.3	±0.0	±1.0
	50 mg/kg	N	6	6	6	6	6	6
		Mean	0.3	1.0	15.2	81.3	0.0	2.2
		S.D.	±0.5	±1.1	±4.0	±3.6	±0.0	±1.2
	300 mg/kg	N	5	5	5	5	5	5
		Mean	0.2	0.4	14.2	82.4	0.0	2.8
		S.D.	±0.4	±0.9	±4.1	±4.4	±0.0	±0.8

Not significantly different from control.

Study No. 49813

Table 8 Hematological findings in juvenile rats treated orally with 2-chlorophenol for 18 days followed by 63-day withdrawal period

Sex	Group and dose		Leukocytes (10^2 /μL)	Erythrocytes (10^4 /μL)	Hemoglobin (g/dL)	Hematocrit (%)	MCV (fL)	MCH (pg)	MCHC (%)	Platelets (10^4 /μL)	PT (sec)	APTT (sec)
Male	Control	N	6	6	6	6	6	6	6	6	6	6
		Mean	90	860	14.9	47.7	56	17.4	31.3	98.4	15.2	26.3
		S.D.	±15	±36	±0.6	±1.7	±3	±0.8	±0.4	±4.6	±1.5	±1.8
	8 mg/kg	N	6	6	6	6	6	6	6	6	6	6
		Mean	84	843	15.2	48.3	57	18.0	31.5	94.0	13.7	23.7
		S.D.	±19	±17	±0.3	±1.7	±1	±0.2	±0.6	±12.1	±1.3	±2.1
	50 mg/kg	N	6	6	6	6	6	6	6	6	6	6
		Mean	90	867	15.6	49.3	57	18.1	31.7	97.2	14.6	25.4
		S.D.	±12	±41	±0.5	±1.7	±3	±0.8	±0.4	±6.2	±2.0	±1.6
	300 mg/kg	N	6	6	6	6	6	6	6	6	6	6
		Mean	77	865	15.3	48.7	57	17.7	31.4	93.4	14.1	24.1
		S.D.	±23	±49	±0.5	±1.7	±2	±0.8	±0.2	±5.5	±1.4	±2.0
Female	Control	N	6	6	6	6	6	6	6	6	6	6
		Mean	50	817	14.7	45.9	56	18.0	32.0	95.3	11.3	20.1
		S.D.	±16	±30	±0.4	±1.5	±1	±0.3	±0.4	±11.3	±0.5	±1.6
	8 mg/kg	N	6	6	6	6	6	6	6	6	6	6
		Mean	56	810	14.5	45.7	57	17.9	31.8	95.1	10.9	19.3
		S.D.	±10	±27	±0.5	±2.1	±2	±0.3	±0.7	±16.1	±0.5	±0.7
	50 mg/kg	N	6	6	6	6	6	6	6	6	6	6
		Mean	61	816	15.0	46.8	57	18.4	32.0	95.6	10.9	19.3
		S.D.	±10	±27	±0.7	±2.3	±2	±0.5	±0.1	±3.6	±0.5	±2.5
	300 mg/kg	N	6	6	6	6	6	6	6	6	6	6
		Mean	55	833	15.2	47.2	57	18.3	32.3	101.2	11.3	19.5
		S.D.	±13	±32	±0.4	±1.4	±1	±0.3	±0.1	±9.8	±0.2	±2.7

Not significantly different from control.

Table 8 - continued Hematological findings in juvenile rats treated orally with 2-chlorophenol for 18 days followed by 63-day withdrawal period

Sex	Group and dose		Differential leukocyte count					
			Eosinophil (%)	Stab neutrophil (%)	Segmented neutrophil (%)	Lymphocyte (%)	Basophil (%)	Monocyte (%)
Male	Control	N	6	6	6	6	6	6
		Mean	1.2	0.0	8.7	89.2	0.0	1.0
		S.D.	±1.6	±0.0	±5.4	±5.0	±0.0	±1.3
	8 mg/kg	N	6	6	6	6	6	6
		Mean	1.5	0.3	15.7	81.5*	0.0	1.0
		S.D.	±1.2	±0.8	±3.7	±5.1	±0.0	±0.9
	50 mg/kg	N	6	6	6	6	6	6
		Mean	1.2	0.0	14.5	83.3	0.0	1.0
		S.D.	±1.2	±0.0	±3.3	±2.8	±0.0	±1.1
	300 mg/kg	N	6	6	6	6	6	6
		Mean	1.5	0.3	13.7	83.8	0.0	0.7
		S.D.	±1.2	±0.5	±6.3	±6.0	±0.0	±0.5
Female	Control	N	6	6	6	6	6	6
		Mean	1.5	0.0	13.3	84.5	0.0	0.7
		S.D.	±1.0	±0.0	±6.4	±6.7	±0.0	±0.8
	8 mg/kg	N	6	6	6	6	6	6
		Mean	1.8	0.0	15.8	81.7	0.0	0.7
		S.D.	±0.8	±0.0	±3.7	±3.1	±0.0	±0.8
	50 mg/kg	N	6	6	6	6	6	6
		Mean	1.2	0.0	12.7	85.2	0.0	1.0
		S.D.	±0.8	±0.0	±5.6	±6.2	±0.0	±1.3
	300 mg/kg	N	6	6	6	6	6	6
		Mean	2.0	0.0	11.2	86.2	0.0	0.7
		S.D.	±1.1	±0.0	±5.6	±6.6	±0.0	±0.8

*: $P<0.05$ (significantly different from control).

Table 9 Biochemical findings in juvenile rats treated orally with 2-chlorophenol for 18 days

Sex	Group and dose		T.Protein (g/dL)	Albumin (g/dL)	A/G ratio	T.Bilirubin (mg/dL)	GOT (IU/L)	GPT (IU/L)	γ-GTP (IU/L)	ALP (IU/L)	T.Cholesterol (mg/dL)
Male	Control	N	6	6	6	6	6	6	6	6	6
		Mean	4.6	3.5	3.25	0.0	103	23	0.3	958	94
		S.D.	±0.2	±0.2	±0.40	±0.0	±12	±3	±0.2	±178	±20
	8 mg/kg	N	6	6	6	6	6	6	6	6	6
		Mean	4.5	3.5	3.77	0.0	90	23	0.3	957	93
		S.D.	±0.2	±0.2	±0.79	±0.0	±8	±4	±0.2	±77	±15
	50 mg/kg	N	6	6	6	6	6	6	6	6	6
		Mean	4.6	3.6	3.65	0.0	95	23	0.3	964	94
		S.D.	±0.2	±0.2	±0.32	±0.0	±9	±4	±0.3	±108	±15
	300 mg/kg	N	6	6	6	6	6	6	6	6	6
		Mean	4.6	3.7	4.00	0.0	92	24	0.5	1020	104
		S.D.	±0.2	±0.1	±0.48	±0.0	±11	±3	±0.2	±143	±15
Female	Control	N	6	6	6	6	6	6	6	6	6
		Mean	4.7	3.6	3.53	0.0	99	23	0.3	917	104
		S.D.	±0.2	±0.2	±0.32	±0.0	±15	±4	±0.2	±138	±12
	8 mg/kg	N	6	6	6	6	6	6	6	6	6
		Mean	4.7	3.7	3.91	0.0	100	23	0.1	826	110
		S.D.	±0.2	±0.1	±0.59	±0.0	±12	±2	±0.2	±113	±17
	50 mg/kg	N	6	6	6	6	6	6	6	6	6
		Mean	4.7	3.7	3.75	0.0	96	23	0.3	867	95
		S.D.	±0.1	±0.2	±0.35	±0.0	±11	±3	±0.2	±48	±18
	300 mg/kg	N	5	5	5	5	5	5	5	5	5
		Mean	4.5	3.6	3.85	0.0	89	20	0.3	835	108
		S.D.	±0.2	±0.2	±0.48	±0.0	±7	±2	±0.2	±157	±22

Not significantly different from control.

Table 9 - continued Biochemical findings in juvenile rats treated orally with 2-chlorophenol for 18 days

Sex	Group and dose		Triglycerides (mg/dL)	Phospholipids (mg/dL)	Glucose (mg/dL)	BUN (mg/dL)	Creatinine (mg/dL)	IP (mg/dL)	Ca (mg/dL)	Na (mEq/L)	K (mEq/L)
Male	Control	N	6	6	6	6	6	6	6	6	6
		Mean	89	197	156	16.3	0.4	9.7	10.7	145.3	4.49
		S.D.	±39	±32	±14	±1.1	±0.1	±0.3	±0.2	±1.1	±0.29
	8 mg/kg	N	6	6	6	6	6	6	6	6	6
		Mean	90	190	156	15.8	0.3	9.7	10.5	146.0	4.23
		S.D.	±26	±27	±12	±2.0	±0.1	±0.2	±0.4	±0.6	±0.38
	50 mg/kg	N	6	6	6	6	6	6	6	6	6
		Mean	76	188	152	16.1	0.3	9.9	10.4	145.5	4.23
		S.D.	±22	±23	±13	±1.9	±0.1	±0.6	±0.2	±0.6	±0.14
	300 mg/kg	N	6	6	6	6	6	6	6	6	6
		Mean	70	208	139	16.8	0.4	9.6	10.6	145.4	3.93**
		S.D.	±25	±29	±10	±1.6	±0.1	±0.4	±0.3	±0.9	±0.19
Female	Control	N	6	6	6	6	6	6	6	6	6
		Mean	106	203	154	16.9	0.4	10.0	10.7	145.6	4.39
		S.D.	±45	±23	±13	±1.9	±0.1	±0.6	±0.2	±1.2	±0.36
	8 mg/kg	N	6	6	6	6	6	6	6	6	6
		Mean	97	208	162	17.8	0.4	10.4	10.7	145.0	4.57
		S.D.	±28	±27	±13	±1.4	±0.1	±0.3	±0.4	±1.3	±0.32
	50 mg/kg	N	6	6	6	6	6	6	6	6	6
		Mean	81	190	145	16.1	0.3	9.9	10.5	146.0	4.24
		S.D.	±26	±25	±12	±2.6	±0.1	±0.5	±0.2	±1.7	±0.12
	300 mg/kg	N	5	5	5	5	5	5	5	5	5
		Mean	79	205	134*	16.3	0.3	10.0	10.6	145.0	4.06
		S.D.	±28	±34	±8	±1.8	±0.0	±0.4	±0.5	±0.5	±0.25

*: $P<0.05$, **: $P<0.01$ (significantly different from control).

Table 9 - continued Biochemical findings in juvenile rats treated orally with 2-chlorophenol for 18 days

Sex	Group and dose		Cl (mEq/L)
Male	Control	N	6
		Mean	106.6
		S.D.	±0.7
	8 mg/kg	N	6
		Mean	107.6
		S.D.	±1.1
	50 mg/kg	N	6
		Mean	107.1
		S.D.	±1.3
	300 mg/kg	N	6
		Mean	106.4
		S.D.	±0.3
Female	Control	N	6
		Mean	106.8
		S.D.	±1.9
	8 mg/kg	N	6
		Mean	107.1
		S.D.	±1.3
	50 mg/kg	N	6
		Mean	107.0
		S.D.	±1.7
	300 mg/kg	N	5
		Mean	105.3
		S.D.	±0.7

Not significantly different from control.

Table 10 Biochemical findings in juvenile rats treated orally with 2-chlorophenol for 18 days followed by 63-day withdrawal period

Sex	Group and dose		T.Protein (g/dL)	Albumin (g/dL)	A/G ratio	T.Bilirubin (mg/dL)	GOT (IU/L)	GPT (IU/L)	γ-GTP (IU/L)	ALP (IU/L)	T.Cholesterol (mg/dL)
Male	Control	N	6	6	6	6	6	6	6	6	6
		Mean	5.7	4.0	2.28	0.0	102	19	0.1	244	60
		S.D.	±0.3	±0.2	±0.42	±0.0	±17	±2	±0.1	±36	±17
	8 mg/kg	N	6	6	6	6	6	6	6	6	6
		Mean	5.8	3.9	2.11	0.0	88	20	0.1	239	58
		S.D.	±0.3	±0.1	±0.37	±0.0	±13	±3	±0.1	±43	±7
	50 mg/kg	N	6	6	6	6	6	6	6	6	6
		Mean	5.9	4.1	2.23	0.0	96	20	0.1	261	65
		S.D.	±0.1	±0.2	±0.32	±0.0	±15	±3	±0.1	±47	±10
	300 mg/kg	N	6	6	6	6	6	6	6	6	6
		Mean	5.7	3.9	2.25	0.0	99	21	0.1	257	62
		S.D.	±0.3	±0.2	±0.22	±0.0	±13	±3	±0.1	±49	±7
Female	Control	N	6	6	6	6	6	6	6	6	6
		Mean	5.8	4.2	2.65	0.0	83	15	0.3	127	57
		S.D.	±0.3	±0.2	±0.30	±0.0	±5	±3	±0.2	±14	±10
	8 mg/kg	N	6	6	6	6	6	6	6	6	6
		Mean	6.1	4.6*	3.16*	0.0	90	17	0.4	153	71
		S.D.	±0.3	±0.2	±0.44	±0.1	±14	±4	±0.4	±15	±10
	50 mg/kg	N	6	6	6	6	6	6	6	6	6
		Mean	5.8	4.4	2.97	0.0	93	22	0.6	175**	63
		S.D.	±0.4	±0.3	±0.22	±0.1	±29	±19	±0.2	±28	±14
	300 mg/kg	N	6	6	6	6	6	6	6	6	6
		Mean	6.1	4.4	2.64	0.0	88	19	0.3	156	63
		S.D.	±0.2	±0.2	±0.22	±0.0	±9	±7	±0.3	±28	±8

*: $P<0.05$, **: $P<0.01$ (significantly different from control).

Table 10- continued Biochemical findings in juvenile rats treated orally with 2-chlorophenol for 18 days followed by 63-day withdrawal period

Sex	Group and dose		Triglycerides (mg/dL)	Phospholipids (mg/dL)	Glucose (mg/dL)	BUN (mg/dL)	Creatinine (mg/dL)	IP (mg/dL)	Ca (mg/dL)	Na (mEq/L)	K (mEq/L)
Male	Control	N	6	6	6	6	6	6	6	6	6
		Mean	59	111	124	14.9	0.5	7.1	9.7	146.7	4.26
		S.D.	±16	±22	±11	±1.6	±0.1	±0.3	±0.3	±0.8	±0.08
	8 mg/kg	N	6	6	6	6	6	6	6	6	6
		Mean	53	104	118	16.7	0.5	6.6	9.7	146.4	4.23
		S.D.	±18	±7	±13	±2.2	±0.1	±0.3	±0.1	±1.0	±0.10
	50 mg/kg	N	6	6	6	6	6	6	6	6	6
		Mean	79	122	124	15.3	0.5	6.8	10.1*	146.5	4.14
		S.D.	±33	±17	±11	±1.8	±0.1	±0.5	±0.2	±0.6	±0.18
	300 mg/kg	N	6	6	6	6	6	6	6	6	6
		Mean	79	117	130	15.7	0.5	6.8	9.8	146.7	4.08
		S.D.	±17	±8	±12	±1.5	±0.1	±0.4	±0.2	±1.4	±0.14
Female	Control	N	6	6	6	6	6	6	6	6	6
		Mean	16	120	107	21.4	0.5	6.4	9.6	145.7	4.14
		S.D.	±3	±18	±10	±1.4	±0.1	±1.2	±0.1	±1.2	±0.28
	8 mg/kg	N	6	6	6	6	6	6	6	6	6
		Mean	25	149*	110	17.7**	0.6	6.5	10.0*	146.7	4.14
		S.D.	±9	±22	±8	±1.6	±0.1	±0.7	±0.1	±0.9	±0.26
	50 mg/kg	N	6	6	6	6	6	6	6	6	6
		Mean	26	133	125	16.3**	0.5	6.7	9.8	145.1	4.13
		S.D.	±11	±23	±22	±1.1	±0.1	±0.7	±0.4	±0.8	±0.32
	300 mg/kg	N	6	6	6	6	6	6	6	6	6
		Mean	27	128	110	18.6*	0.6	6.5	10.0*	146.8	4.30
		S.D.	±18	±14	±10	±3.0	±0.1	±0.7	±0.2	±1.1	±0.20

*: $P<0.05$, **: $P<0.01$ (significantly different from control).

Table 10- continued Biochemical findings in juvenile rats treated orally with 2-chlorophenol for 18 days followed by 63-day withdrawal period

Sex	Group and dose		Cl (mEq/L)
Male	Control	N	6
		Mean	105.4
		S.D.	±1.3
	8 mg/kg	N	6
		Mean	105.2
		S.D.	±1.1
	50 mg/kg	N	6
		Mean	105.5
		S.D.	±1.3
	300 mg/kg	N	6
		Mean	105.5
		S.D.	±2.0
Female	Control	N	6
		Mean	108.5
		S.D.	±1.1
	8 mg/kg	N	6
		Mean	108.5
		S.D.	±1.5
	50 mg/kg	N	6
		Mean	106.3*
		S.D.	±1.1
	300 mg/kg	N	6
		Mean	107.3
		S.D.	±1.5

*: $P<0.05$ (significantly different from control).

Table 11 Necropsy findings in juvenile rats treated orally with 2-chlorophenol for 18 days

Sex	Male											
Group and dose	Control			8 mg/kg			50 mg/kg			300 mg/kg		
Necropsy timing	Scheduled	Dead	Total	Scheduled	Dead	Total	Scheduled	Dead	Total	Scheduled	Dead	Total
Organs and findings / Number of animals	6	0	6	6	0	6	6	0	6	6	0	6
Respiratory system												
Lung												
Macule, dark red	0	0	0	0	0	0	0	0	0	0	0	0
Urinary system												
Kidney												
Dilatation, pelvic cavity	0	0	0	0	0	0	0	0	0	1	0	1
Urinary bladder												
Distention, urine	0	0	0	0	0	0	0	0	0	1	0	1
Others												
Thoracic cavity												
Retention, fluid, oily	0	0	0	0	0	0	0	0	0	0	0	0

No appreciable changes in all other organs and tissues.

Table 11- continued Necropsy findings in juvenile rats treated orally with 2-chlorophenol for 18 days

Sex	Female											
Group and dose	Control			8 mg/kg			50 mg/kg			300 mg/kg		
Necropsy timing	Scheduled	Dead	Total	Scheduled	Dead	Total	Scheduled	Dead	Total	Scheduled	Dead	Total
Organs and findings / Number of animals	6	0	6	6	0	6	6	0	6	5	1	6
Respiratory system												
Lung												
Macule, dark red	0	0	0	0	0	0	0	0	0	0	1	1
Urinary system												
Kidney												
Dilatation, pelvic cavity	0	0	0	0	0	0	0	0	0	0	0	0
Urinary bladder												
Distention, urine	0	0	0	0	0	0	0	0	0	0	0	0
Others												
Thoracic cavity												
Retention, fluid, oily	0	0	0	0	0	0	0	0	0	0	1	1

No appreciable changes in all other organs and tissues.

Study No. 49813

Table 12 Necropsy findings in juvenile rats treated orally with 2-chlorophenol for 18 days followed by 63-day withdrawal period

Organs and findings \ Sex	Male											
Group and dose	Control			8 mg/kg			50 mg/kg			300 mg/kg		
Necropsy timing	Scheduled	Dead	Total	Scheduled	Dead	Total	Scheduled	Dead	Total	Scheduled	Dead	Total
Number of animals	6	0	6	6	0	6	6	0	6	6	0	6
All organs and tissues	NR	NR	NR	NR	NR	NR	NR	NR	NR	NR	NR	NR

NR, no remarkable changes.

Table 12- continued Necropsy findings in juvenile rats treated orally with 2-chlorophenol for 18 days followed by 63-day withdrawal period

Study No.49813

Organs and findings \ Sex	Female											
Group and dose	Control			8 mg/kg			50 mg/kg			300 mg/kg		
Necropsy timing	Scheduled	Dead	Total	Scheduled	Dead	Total	Scheduled	Dead	Total	Scheduled	Dead	Total
Number of animals	6	0	6	6	0	6	6	0	6	6	0	6
All organs and tissues	NR	NR	NR	NR	NR	NR	NR	NR	NR	NR	NR	NR

NR, no remarkable changes.

Table 13 Organ weights in juvenile rats treated orally with 2-chlorophenol for 18 days

Sex	Group and dose		Final body weight	Brain		Pituitary		Thyroids		Heart	
			(g)	(g)	(g/100gB.W.)	(mg)	(mg/100gB.W.)	(mg)	(mg/100gB.W.)	(mg)	(mg/100gB.W.)
Male	Control	N	6	6	6	6	6	6	6	6	6
		Mean	64.1	1.62	2.53	2.7	4.2	7.8	12.1	368.2	576.0
		S.D.	±5.0	±0.03	±0.16	±0.4	±0.9	±1.2	±1.8	±21.2	±26.9
	8 mg/kg	N	6	6	6	6	6	6	6	6	6
		Mean	64.7	1.66	2.57	2.8	4.3	8.5	13.2	368.2	570.2
		S.D.	±4.8	±0.06	±0.17	±0.2	±0.4	±0.9	±1.4	±23.2	±37.0
	50 mg/kg	N	6	6	6	6	6	6	6	6	6
		Mean	64.9	1.60	2.48	2.8	4.3	8.2	12.6	354.4	546.4
		S.D.	±5.9	±0.05	±0.18	±0.3	±0.3	±1.6	±1.8	±39.7	±45.3
	300 mg/kg	N	6	6	6	6	6	6	6	6	6
		Mean	61.5	1.55	2.55	2.5	4.1	8.5	13.9	343.5	558.4
		S.D.	±8.0	±0.11	±0.27	±0.3	±0.6	±1.1	±1.5	±48.5	±19.9
Female	Control	N	6	6	6	6	6	6	6	6	6
		Mean	61.3	1.55	2.55	2.9	4.8	7.9	13.0	341.9	557.2
		S.D.	±3.9	±0.04	±0.22	±0.3	±0.8	±1.7	±3.0	±44.7	±52.9
	8 mg/kg	N	6	6	6	6	6	6	6	6	6
		Mean	59.5	1.55	2.61	2.9	4.9	7.4	12.4	320.5	537.1
		S.D.	±3.7	±0.03	±0.16	±0.4	±0.9	±0.9	±1.4	±45.8	±45.8
	50 mg/kg	N	6	6	6	6	6	6	6	6	6
		Mean	61.6	1.58	2.59	3.1	5.1	8.3	13.5	338.9	548.5
		S.D.	±6.0	±0.04	±0.20	±0.3	±0.3	±1.5	±2.1	±52.1	±39.7
	300 mg/kg	N	5	5	5	5	5	5	5	5	5
		Mean	57.2	1.51	2.65	2.9	5.0	9.1	15.9	308.2	537.9
		S.D.	±2.7	±0.03	±0.15	±0.4	±0.5	±1.6	±2.2	±34.0	±40.1

Not significantly different from control.

Table 13- continued Organ weights in juvenile rats treated orally with 2-chlorophenol for 18 days

Sex	Group and dose		Lungs		Thymus		Liver		Spleen	
			(mg)	(mg/100gB.W.)	(mg)	(mg/100gB.W.)	(g)	(g/100gB.W.)	(mg)	(mg/100gB.W.)
Male	Control	N	6	6	6	6	6	6	6	6
		Mean	487.3	760.2	276.0	432.5	2.73	4.26	335.9	523.4
		S.D.	±47.5	±30.0	±53.2	±87.8	±0.28	±0.32	±67.9	±87.8
	8 mg/kg	N	6	6	6	6	6	6	6	6
		Mean	518.5	801.0	275.0	427.1	2.85	4.39	384.1	591.5
		S.D.	±41.9	±31.0	±47.7	±82.0	±0.35	±0.32	±92.9	±123.7
	50 mg/kg	N	6	6	6	6	6	6	6	6
		Mean	494.1	762.6	278.9	427.9	2.94	4.53	396.2	606.7
		S.D.	±49.7	±61.2	±44.1	±36.4	±0.31	±0.11	±78.1	±76.8
	300 mg/kg	N	6	6	6	6	6	6	6	6
		Mean	492.6	803.9	267.0	433.9	2.92	4.74*	364.5	587.2
		S.D.	±54.7	±40.4	±40.1	±25.4	±0.50	±0.26	±92.6	±94.3
Female	Control	N	6	6	6	6	6	6	6	6
		Mean	466.2	761.6	281.9	461.2	2.55	4.15	324.5	529.5
		S.D.	±25.0	±29.9	±27.0	±51.4	±0.25	±0.25	±57.8	±86.6
	8 mg/kg	N	6	6	6	6	6	6	6	6
		Mean	483.2	810.1	269.9	454.7	2.48	4.18	322.9	542.4
		S.D.	±100.5	±138.5	±17.3	±29.8	±0.20	±0.22	±54.0	±79.2
	50 mg/kg	N	6	6	6	6	6	6	6	6
		Mean	498.6	808.8	305.1	498.7	2.72	4.41	365.3	592.9
		S.D.	±88.7	±106.8	±35.9	±68.7	±0.40	±0.27	±46.7	±41.7
	300 mg/kg	N	5	5	5	5	5	5	5	5
		Mean	462.0	806.8	272.2	476.5	2.62	4.58*	339.1	591.3
		S.D.	±54.8	±79.5	±24.8	±45.4	±0.07	±0.13	±68.7	±110.9

*: $P<0.05$ (significantly different from control).

Table 13- continued Organ weights in juvenile rats treated orally with 2-chlorophenol for 18 days

Sex	Group and dose		Kidneys		Adrenals		Epididymides		Testes	
			(g)	(g/100gB.W.)	(mg)	(mg/100gB.W.)	(mg)	(mg/100gB.W.)	(mg)	(mg/100gB.W.)
Male	Control	N	6	6	6	6	6	6	6	6
		Mean	0.67	1.05	18.5	29.0	56.0	87.6	310.9	486.0
		S.D.	±0.05	±0.03	±0.9	±1.6	±4.9	±6.8	±28.8	±33.8
	8 mg/kg	N	6	6	6	6	6	6	6	6
		Mean	0.71	1.10*	16.5	25.6*	54.4	84.4	318.9	493.0
		S.D.	±0.06	±0.03	±2.0	±2.9	±4.2	±7.9	±44.6	±62.6
	50 mg/kg	N	6	6	6	6	6	6	6	6
		Mean	0.71	1.10*	17.2	26.6	54.2	83.2	310.6	478.3
		S.D.	±0.07	±0.04	±1.5	±2.4	±7.5	±6.3	±42.6	±48.4
	300 mg/kg	N	6	6	6	6	6	6	6	6
		Mean	0.69	1.13**	15.9	25.8*	52.5	86.0	302.7	492.8
		S.D.	±0.08	±0.03	±2.5	±1.3	±6.7	±11.3	±46.9	±45.1
Female	Control	N	6	6	6	6				
		Mean	0.66	1.08	16.2	26.4				
		S.D.	±0.08	±0.08	±1.1	±0.9				
	8 mg/kg	N	6	6	6	6				
		Mean	0.65	1.09	17.5	29.5*				
		S.D.	±0.04	±0.06	±1.0	±2.1				
	50 mg/kg	N	6	6	6	6				
		Mean	0.72	1.17	17.9	29.3				
		S.D.	±0.05	±0.08	±1.8	±4.4				
	300 mg/kg	N	5	5	5	5				
		Mean	0.64	1.12	15.5	27.0				
		S.D.	±0.06	±0.07	±1.4	±2.5				

*: $P<0.05$, **: $P<0.01$ (significantly different from control).

Table 13- continued Organ weights in juvenile rats treated orally with 2-chlorophenol for 18 days

Sex	Group and dose		Ovaries (mg)	Ovaries (mg/100gB.W.)
Male	Control	N		
		Mean		
		S.D.		
	8 mg/kg	N		
		Mean		
		S.D.		
	50 mg/kg	N		
		Mean		
		S.D.		
	300 mg/kg	N		
		Mean		
		S.D.		
Female	Control	N	6	6
		Mean	16.1	26.2
		S.D.	±2.9	±4.1
	8 mg/kg	N	6	6
		Mean	16.1	27.0
		S.D.	±1.3	±1.5
	50 mg/kg	N	6	6
		Mean	18.3	29.9
		S.D.	±2.3	±4.8
	300 mg/kg	N	5	5
		Mean	13.5	23.6
		S.D.	±2.6	±4.3

Not significantly different from control.

Table 14 Organ weights in juvenile rats treated orally with 2-chlorophenol for 18 days followed by 63-day withdrawal period

Sex	Group and dose		Final body weight	Brain		Pituitary		Thyroids		Heart	
			(g)	(g)	(g/100gB.W.)	(mg)	(mg/100gB.W.)	(mg)	(mg/100gB.W.)	(mg)	(mg/100gB.W.)
Male	Control	N	6	6	6	6	6	6	6	6	6
		Mean	476.0	2.25	0.48	14.8	3.1	25.6	5.4	1554.2	326.4
		S.D.	±24.7	±0.09	±0.03	±1.3	±0.3	±3.2	±0.9	±139.7	±22.6
	8 mg/kg	N	6	6	6	6	6	6	6	6	6
		Mean	500.0	2.25	0.45	14.5	2.9	25.1	5.0	1617.4	323.2
		S.D.	±27.8	±0.04	±0.03	±1.0	±0.2	±4.7	±1.0	±159.2	±21.2
	50 mg/kg	N	6	6	6	6	6	6	6	6	6
		Mean	480.2	2.28	0.48	14.3	3.0	28.1	5.9	1612.9	335.9
		S.D.	±20.8	±0.11	±0.02	±1.9	±0.4	±2.7	±0.5	±141.4	±25.5
	300 mg/kg	N	6	6	6	6	6	6	6	6	6
		Mean	449.6	2.16	0.48	13.1	2.9	25.1	5.6	1590.1	353.5
		S.D.	±28.1	±0.10	±0.01	±1.8	±0.2	±4.4	±1.0	±128.9	±13.9
Female	Control	N	6	6	6	6	6	6	6	6	6
		Mean	278.2	2.07	0.75	16.2	5.9	19.8	7.1	1045.6	377.9
		S.D.	±28.2	±0.05	±0.06	±2.0	±1.0	±3.9	±1.2	±109.7	±45.6
	8 mg/kg	N	6	6	6	6	6	6	6	6	6
		Mean	290.3	2.13	0.74	18.5	6.4	19.1	6.6	1077.4	372.2
		S.D.	±15.6	±0.09	±0.06	±2.0	±0.9	±4.1	±1.4	±66.7	±33.3
	50 mg/kg	N	6	6	6	6	6	6	6	6	6
		Mean	286.2	2.01	0.71	17.0	5.9	18.1	6.4	1041.7	365.6
		S.D.	±20.8	±0.07	±0.04	±2.7	±0.8	±4.2	±1.6	±62.9	±34.9
	300 mg/kg	N	6	6	6	6	6	6	6	6	6
		Mean	290.8	1.95*	0.68	14.0	4.8	19.3	6.7	1013.0	349.3
		S.D.	±33.4	±0.04	±0.07	±1.9	±0.6	±3.7	±1.5	±93.7	±15.8

*: $P<0.05$ (significantly different from control).

Table 14- continued Organ weights in juvenile rats treated orally with 2-chlorophenol for 18 days followed by 63-day withdrawal period

Sex	Group and dose		Lungs		Thymus		Liver		Spleen	
			(mg)	(mg/100gB.W.)	(mg)	(mg/100gB.W.)	(g)	(g/100gB.W.)	(mg)	(mg/100gB.W.)
Male	Control	N	6	6	6	6	6	6	6	6
		Mean	1524.8	320.6	561.8	117.8	14.44	3.03	957.7	201.7
		S.D.	±131.6	±25.0	±171.6	±34.2	±0.88	±0.10	±63.8	±17.6
	8 mg/kg	N	6	6	6	6	6	6	6	6
		Mean	1639.3	328.0	512.8	102.7	14.52	2.90	995.2	199.4
		S.D.	±122.1	±19.1	±127.4	±26.6	±1.46	±0.19	±127.0	±25.9
	50 mg/kg	N	6	6	6	6	6	6	6	6
		Mean	1521.3	316.3	577.2	120.6	14.32	2.98	992.4	206.4
		S.D.	±147.4	±17.7	±110.3	±24.9	±1.53	±0.19	±138.4	±25.1
	300 mg/kg	N	6	6	6	6	6	6	6	6
		Mean	1458.4	324.3	511.4	113.4	13.38	2.97	889.4	197.6
		S.D.	±105.9	±9.8	±140.3	±29.4	±1.22	±0.14	±157.1	±29.3
Female	Control	N	6	6	6	6	6	6	6	6
		Mean	1117.0	402.6	422.5	153.5	7.66	2.76	623.9	225.8
		S.D.	±104.0	±29.2	±84.4	±36.5	±0.74	±0.07	±82.1	±34.4
	8 mg/kg	N	6	6	6	6	6	6	6	6
		Mean	1168.8	404.3	425.2	146.6	8.15	2.81	644.5	222.3
		S.D.	±61.9	±40.8	±67.9	±22.4	±0.44	±0.13	±35.1	±13.8
	50 mg/kg	N	6	6	6	6	6	6	6	6
		Mean	1107.5	387.4	449.0	156.6	7.88	2.75	601.2	209.9
		S.D.	±73.6	±15.2	±134.3	±46.0	±0.79	±0.20	±76.0	±21.6
	300 mg/kg	N	6	6	6	6	6	6	6	6
		Mean	1077.3	371.9	451.8	156.9	7.57	2.61	556.0	192.2
		S.D.	±101.4	±24.5	±37.2	±21.7	±0.61	±0.12	±57.9	±18.8

Not significantly different from control.

Table 14- continued Organ weights in juvenile rats treated orally with 2-chlorophenol for 18 days followed by 63-day withdrawal period

Sex	Group and dose		Kidneys		Adrenals		Epididymides		Testes	
			(g)	(g/100gB.W.)	(mg)	(mg/100gB.W.)	(mg)	(mg/100gB.W.)	(mg)	(mg/100gB.W.)
Male	Control	N	6	6	6	6	6	6	6	6
		Mean	3.02	0.64	67.5	14.2	1163.8	244.9	3462.6	729.2
		S.D.	±0.24	±0.05	±7.5	±1.4	±107.6	±24.7	±213.1	±59.9
	8 mg/kg	N	6	6	6	6	6	6	6	6
		Mean	3.15	0.63	70.3	14.1	1270.6	254.9	3610.3	724.8
		S.D.	±0.27	±0.05	±7.9	±1.4	±151.8	±35.0	±315.4	±84.5
	50 mg/kg	N	6	6	6	6	6	6	6	6
		Mean	3.08	0.64	67.4	14.0	1163.9	242.4	3366.2	701.0
		S.D.	±0.31	±0.04	±9.0	±1.9	±125.0	±24.6	±323.1	±60.4
	300 mg/kg	N	6	6	6	6	6	6	6	6
		Mean	2.77	0.61	67.3	15.0	1154.6	256.3	3260.8	725.4
		S.D.	±0.30	±0.03	±6.9	±1.6	±162.0	±27.7	±350.8	±67.0
Female	Control	N	6	6	6	6				
		Mean	1.88	0.68	70.7	25.8				
		S.D.	±0.19	±0.03	±6.4	±4.4				
	8 mg/kg	N	6	6	6	6				
		Mean	1.96	0.68	75.9	26.2				
		S.D.	±0.14	±0.07	±6.2	±2.7				
	50 mg/kg	N	6	6	6	6				
		Mean	1.95	0.68	75.8	26.5				
		S.D.	±0.25	±0.04	±5.1	±2.1				
	300 mg/kg	N	6	6	6	6				
		Mean	1.80	0.62	62.9	21.7				
		S.D.	±0.14	±0.05	±7.2	±1.5				

Not significantly different from control.

Table 14- continued Organ weights in juvenile rats treated orally with 2-chlorophenol for 18 days followed by 63-day withdrawal period

Sex	Group and dose		Ovaries (mg)	Ovaries (mg/100gB.W.)
Male	Control	N		
		Mean		
		S.D.		
	8 mg/kg	N		
		Mean		
		S.D.		
	50 mg/kg	N		
		Mean		
		S.D.		
	300 mg/kg	N		
		Mean		
		S.D.		
Female	Control	N	6	6
		Mean	87.8	31.8
		S.D.	±16.4	±6.8
	8 mg/kg	N	6	6
		Mean	84.9	29.2
		S.D.	±14.0	±4.3
	50 mg/kg	N	6	6
		Mean	72.0	25.3
		S.D.	±9.0	±4.1
	300 mg/kg	N	6	6
		Mean	85.6	29.5
		S.D.	±10.9	±2.5

Not significantly different from control.

Table 15 Histopathological findings in juvenile rats treated orally with 2-chlorophenol for 18 days

Organs and findings \ Sex	Male																			
Group and dose	Control					8 mg/kg					50 mg/kg					300 mg/kg				
Number of animals	6					6					6					6				
	-	+	++	+++	Total	-	+	++	+++	Total	-	+	++	+++	Total	-	+	++	+++	Total
Urinary system																				
Kidney			(6)					(0)					(6)					(6)		
Tubule, basophilic	6	0	0	0	0						6	0	0	0	0	2	4	0	0	4*
Dilatation, pelvic cavity	6	0	0	0	0						6	0	0	0	0	5	1	0	0	1

*: $P<0.05$ (significantly different from control).
Grade sign: -, none; +, mild; ++, moderate; +++, marked.
Figures in parentheses are number of animals with tissues examined histopathologically.
There are no remarkable changes in the liver, lung, thymus, spleen, heart, testis, epididymis, pituitary, thyroid, adrenal and brain in all animals of control and 300 mg/kg groups, and in the urinary bladder in one animal of 300 mg/kg group.

Table 15- continued Histopathological findings in juvenile rats treated orally with 2-chlorophenol for 18 days

Organs and findings \ Sex	Female																			
Group and dose	Control					8 mg/kg					50 mg/kg					300 mg/kg				
Number of animals	6					6					6					5				
	-	+	++	+++	Total	-	+	++	+++	Total	-	+	++	+++	Total	-	+	++	+++	Total
Urinary system																				
Kidney			(6)					(0)					(6)					(5)		
Tubule, basophilic	6	0	0	0	0						6	0	0	0	0	0	3	2	0	5**
Dilatation, pelvic cavity	6	0	0	0	0						6	0	0	0	0	5	0	0	0	0

**: P<0.01 (significantly different from control).
Grade sign: -, none; +, mild; ++, moderate; +++, marked.
Figures in parentheses are number of animals with tissues examined histopathologically.
There are no remarkable changes in the liver, lung, thymus, spleen, heart, ovary, pituitary, thyroid, adrenal and brain in all animals of control and 300 mg/kg groups.

Study No. 49813

Table 16 Histopathological findings in juvenile rats treated orally with 2-chlorophenol for 18 days followed by 63-day withdrawal period

Organs and findings \ Sex	Male																			
Group and dose	Control					8 mg/kg					50 mg/kg					300 mg/kg				
Number of animals	6					6					6					6				
	-	+	++	+++	Total	-	+	++	+++	Total	-	+	++	+++	Total	-	+	++	+++	Total
Urinary system																				
Kidney			(6)					(0)					(6)					(6)		
Mineralization, corticomedullary	5	1	0	0	1						6	0	0	0	0	6	0	0	0	0

Not significantly different from control.
Grade sign: -, none; +, mild; ++, moderate; +++, marked.
Figures in parentheses are number of animals with tissues examined histopathologically.
There are no remarkable changes in the liver, lung, thymus, spleen, heart, testis, epididymis, pituitary, thyroid, adrenal and brain in all animals of control and 300 mg/kg groups.

Table 16- continued Histopathological findings in juvenile rats treated orally with 2-chlorophenol for 18 days followed by 63-day withdrawal period

Organs and findings \ Sex	Female																			
Group and dose	Control					8 mg/kg					50 mg/kg					300 mg/kg				
Number of animals	6					6					6					6				
	-	+	++	+++	Total	-	+	++	+++	Total	-	+	++	+++	Total	-	+	++	+++	Total
Urinary system																				
Kidney			(6)					(0)					(6)					(6)		
Mineralization, corticomedullary	3	3	0	0	3						3	3	0	0	3	4	2	0	0	2

Not significantly different from control.
Grade sign: -, none; +, mild; ++, moderate; +++, marked.
Figures in parentheses are number of animals with tissues examined histopathologically.
There are no remarkable changes in the liver, lung, thymus, spleen, heart, ovary, pituitary, thyroid, adrenal and brain in all animals of control and 300 mg/kg groups.

Table 17 Histopathological findings in a juvenile rat found dead during oral treatment with 2-chlorophenol for 18 days

Organs and findings \ Sex	Female				
Group and dose	300 mg/kg				
Number of animals	1				
	-	+	++	+++	Total
Respiratory system					
Lung			(1)		
Hemorrhage	0	1	0	0	1
Urinary system					
Kidney			(1)		
Tubule, basophilic	0	1	0	0	1

Grade sign: -, none; +, slight; ++, moderate; +++, severe.
Figures in parentheses are number of animals with tissues examined histopathologically.
There are no remarkable changes in the liver, thymus, spleen, heart, ovary, pituitary, thyroid, adrenal and brain.

2-クロロフェノールのラット新生児における哺育期投与試験

添 付 資 料

1. 被験物質原体の分析成績書
2. 被験液の安定性試験報告書
3. 被験液の濃度確認成績書

（別紙２）

化学物質の名称	２－クロロフェノール		
別　　名	オルソクロロフェノール		
構造式又は示性式	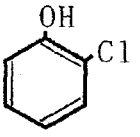		
化学物質の純度（サンプル）	99.49　wt%	化学物質のLot. No（サンプル）	OJL－15
不純物の名称及び純度	フェノール 0.18%　2,4-ジクロロフェノール 0.32%		
CAS番号	95578	蒸気圧（摂氏25度）	360 Pa
分　子　量	128.56	分配係数	
融　　点	9　℃	常温における性状	白色～淡褐色液体
沸　　点	174.9　℃		
安定性（水、熱、光等）	光，空気中で着色する。 密閉容器内では、常温，常圧で安定である。		

溶媒に対する溶解度	溶　媒	溶　解　度	溶　媒	溶　解　度
	水	2.71%	DMSO	易溶
	アセトン	易溶	その他（　　）	

その他　有害性情報（急性毒性等）

経口　ラット　LD50　670mg／Kg

皮膚及び眼に強い刺激性がある（腐食性）

その他の物理化学的性質（pH、pKa等）

pKa＝　8.477

溶媒中の安定性

アルコール類中では安定。

取扱い上の留意点（危険性、有害性等）

引火点＝70℃（タグ式）　危険物第４類第３石油類

皮膚からの吸収，皮膚，眼との接触，蒸気の吸入を避けるため、保護具を着用する。着衣は不浸透性のものが望ましい。

周囲で火気を使用しない。強酸化性物質との接触を避ける。

廃棄方法　等

スクラバーを具備した焼却炉で木粉等に混ぜて焼却する。

水溶液は、オゾン等により酸化分解する。

平成 12年 1 月 12日

試　験　成　績　表

株式会社パナファーム・ラボラトリーズ御中

イヌイ株式会社
高松工場　製造部　検査課
[redacted]

物質名	2-クロロフェノール
別名	オルソクロロフェノール
製品名	
製造番号	OJL-15
製造年月	平成10年12月

試験項目	単位	毒性試験前 (平成10年12月15日分析)	毒性試験後 (平成12年 1月11日分析)
純度	wt%	99.49	99.48

品質上問題なし。

以上

証明番号 : 8L653-001
受付番号 : 399.400

分析証明書

1999 年 1 月 19 日
㈱三菱化学安全科学研究所 鹿島研究所

分析責任者 : [redacted]

分析担当者 : [redacted]

試験物質 : 2-ｸﾛﾛﾌｪﾉｰﾙ
ロット番号 : OJL-15
分析内容 : 調製物の安定性確認 [媒体:ｵﾘｰﾌﾞｵｲﾙ]
(表示濃度 : 0.4 , 200 mg/mL)
分析方法 : 分析ﾌﾛｰに準ずる
保存条件 : 冷蔵
分析実施日 : 1999年 1 月 11, 19 日
分析結果 : 以下に示すように, 2-ｸﾛﾛﾌｪﾉｰﾙ 調製物は下記濃度で調製後8日間まで安定であった.

[分析結果]

濃度(mg/mL) ＼ 分析日		99.0111 (0日)	99.01.19 (8日)
0.4	測定濃度 (mg/mL)	0.413 ✓ 0.414 ✓	0.420 ✓ 0.414
	平均値(mg/mL)	0.414 ✓	0.417 ✓
対初期値 濃度(%)		100	101 ✓
200	測定濃度 (mg/mL)	195 ✓ 202 ✓	203 ✓ 206 ✓
	平均値(mg/mL)	199 ✓	205 ✓
対初期値 濃度(%)		100	103

データ確認 : [redacted]

分析成績書

１．試験番号：49813

２．分析番号：AN99116

３．分析項目　：濃度確認

４．被験物質名：2-ｸﾛﾛﾌｪﾉｰﾙ（TS9801）

５．調　製　日：1999年 8月19日

６．濃度確認日：1999年 8月19日

７．試験結果　：

表示濃度 (mg/mL)	試料	濃度 (mg/mL)	含有率 (%)	平均濃度 (mg/mL)	平均含有率 (%)
1.6	1	1.598	99.9	1.599	99.9
	2	1.599	99.9		
10	1	10.39	103.9	10.40	104.0
	2	10.40	104.0		
60	1	62.20	103.7	62.16	103.6
	2	62.12	103.5		

８．判　　定：投与液として適合

分析責任者

1999 年 8 月 23 日 [redacted]

株式会社バナファーム・ラボラトリーズ　研究本部　研究第３部

試験責任者

1999 年 8 月 23 日 [redacted]

株式会社バナファーム・ラボラトリーズ　研究本部　研究第１部

2-クロロフェノールのラット新生児における哺育期投与試験

APPENDIX
(個別データ)

目 次

頁

Appendix 1 Individual clinical signs in juvenile male rats treated orally with 2-chlorophenol for 18 days followed by 63-day withdrawal period 1

Appendix 2 Individual clinical signs in juvenile female rats treated orally with 2-chlorophenol for 18 days followed by 63-day withdrawal period 17

Appendix 3 Individual body weights in juvenile male rats treated orally with 2-chlorophenol for 18 days followed by 63-day withdrawal period 33

Appendix 4 Individual body weights in juvenile female rats treated orally with 2-chlorophenol for 18 days followed by 63-day withdrawal period 39

Appendix 5 Individual food consumption in juvenile male rats treated orally with 2-chlorophenol for 18 days followed by 63-day withdrawal period 45

Appendix 6 Individual food consumption in juvenile female rats treated orally with 2-chlorophenol for 18 day followed by 63-day withdrawal period 47

Appendix 7 Individual postnatal differentiation in juvenile rats treated orally with 2-chlorophenol for 18 day followed by 63-day withdrawal period 49

Appendix 8 Individual results of function test in juvenile rats treated orally with 2-chlorophenol for 18 day followed by 63-day withdrawal period 57

Appendix 9 Individual urinary findings in juvenile male rats treated orally with 2-chlorophenol for 18 days followed by 63-day withdrawal period 65

Appendix 10 Individual urinary findings in juvenile female rats treated orally with 2-chlorophenol for 18 days followed by 63-day withdrawal period 68

Appendix 11 Individual hematological findings in juvenile male rats treated orally with 2-chlorophenol for 18 days 71

目 次 (続 き)

頁

Appendix 12 Individual hematological findings in juvenile female rats treated orally with 2-chlorophenol for 18 days 73

Appendix 13 Individual hematological findings in juvenile male rats treated orally with 2-chlorophenol for 18 days followed by 63-day withdrawal period 75

Appendix 14 Individual hematological findings in juvenile female rats treated orally with 2-chlorophenol for 18 days followed by 63-day withdrawal period 77

Appendix 15 Individual biochemical findings in juvenile male rats treated orally with 2-chlorophenol for 18 days 79

Appendix 16 Individual biochemical findings in juvenile female rats treated orally with 2-chlorophenol for 18 days 81

Appendix 17 Individual biochemical findings in juvenile male rats treated orally with 2-chlorophenol for 18 days followed by 63-day withdrawal period 83

Appendix 18 Individual biochemical findings in juvenile female rats treated orally with 2-chlorophenol for 18 days followed by 63-day withdrawal period 85

Appendix 19 Individual necropsy findings in juvenile male rats treated orally with 2-chlorophenol for 18 days 87

Appendix 20 Individual necropsy findings in juvenile female rats treated orally with 2-chlorophenol for 18 days 89

Appendix 21 Individual necropsy findings in juvenile male rats treated orally with 2-chlorophenol for 18 days followed by 63-day withdrawal period 91

Appendix 22 Individual necropsy findings in juvenile female rats treated orally with 2-chlorophenol for 18 days followed by 63-day withdrawal period 93

Appendix 23 Individual organ weights in juvenile male rats treated orally with 2-chlorophenol for 18 days 95

Appendix 24 Individual organ weights in juvenile female rats treated orally with 2-chlorophenol for 18 days 98

目 次 (続 き)

頁

Appendix 25 Individual organ weights in juvenile male rats treated orally with 2-chlorophenol for 18 days followed by 63-day withdrawal period 101

Appendix 26 Individual organ weights in juvenile female rats treated orally with 2-chlorophenol for 18 days followed by 63-day withdrawal period 104

Appendix 27 Individual organ weights in a juvenile female rat found dead during oral treatment with 2-chlorophenol for 18 days 107

Appendix 28 Individual histopathological findings in juvenile male rats treated orally with 2-chlorophenol for 18 days 110

Appendix 29 Individual histopathological findings in juvenile female rats treated orally with 2-chlorophenol for 18 days 112

Appendix 30 Individual histopathological findings in juvenile male rats treated orally with 2-chlorophenol for 18 days followed by 63-day withdrawal period 114

Appendix 31 Individual histopathological findings in juvenile female rats treated orally with 2-chlorophenol for 18 days followed by 63-day withdrawal period 116

Appendix 1 Individual clinical signs in juvenile male rats treated orally with 2-chlorophenol for 18 days followed by 63-day withdrawal period

Group and dose	Animal No.	Days 1	2	3	4	5	6	7	8	9	10	11
Control	801	-	-	-	-	-	-	-	-	-	-	-
	802	-	-	-	-	-	-	-	-	-	-	-
	803	-	-	-	-	-	-	-	-	-	-	-
	804	-	-	-	-	-	-	-	-	-	-	-
	805	-	-	-	-	-	-	-	-	-	-	-
	806	-	-	-	-	-	-	-	-	-	-	-
	807	-	-	-	-	-	-	-	-	-	-	-
	808	-	-	-	-	-	-	-	-	-	-	-
	809	-	-	-	-	-	-	-	-	-	-	-
	810	-	-	-	-	-	-	-	-	-	-	-
	811	-	-	-	-	-	-	-	-	-	-	-
	812	-	-	-	-	-	-	-	-	-	-	-
8 mg/kg	813	-	-	-	-	-	-	-	-	-	-	-
	814	-	-	-	-	-	-	-	-	-	-	-
	815	-	-	-	-	-	-	-	-	-	-	-
	816	-	-	-	-	-	-	-	-	-	-	-
	817	-	-	-	-	-	-	-	-	-	-	-
	818	-	-	-	-	-	-	-	-	-	-	-
	819	-	-	-	-	-	-	-	-	-	-	-
	820	-	-	-	-	-	-	-	-	-	-	-
	821	-	-	-	-	-	-	-	-	-	-	-
	822	-	-	-	-	-	-	-	-	-	-	-
	823	-	-	-	-	-	-	-	-	-	-	-
	824	-	-	-	-	-	-	-	-	-	-	-
50 mg/kg	825	-	-	-	-	-	-	-	-	-	-	-
	826	-	-	-	-	-	-	-	-	-	-	-
	827	-	-	-	-	-	-	-	-	-	-	-
	828	-	-	-	-	-	-	-	-	-	-	-
	829	-	-	-	-	-	-	-	-	-	-	-
	830	-	-	-	-	-	-	-	-	-	-	-
	831	-	-	-	-	-	-	-	-	-	-	-
	832	-	-	-	-	-	-	-	-	-	-	-
	833	-	-	-	-	-	-	-	-	-	-	-
	834	-	-	-	-	-	-	-	-	-	-	-
	835	-	-	-	-	-	-	-	-	-	-	-
	836	-	-	-	-	-	-	-	-	-	-	-

Clinical sign: -, No abnormality.

Appendix 1 - continued Individual clinical signs in juvenile male rats treated orally with 2-chlorophenol for 18 days followed by 63-day withdrawal period

Group and dose	Animal No.	Days 1	2	3	4	5	6	7	8	9	10	11
300 mg/kg	837	-	-	-	-	a	-	-	-	-	a	a
	838	-	-	-	-	a	a	a	-	a	a	a
	839	-	-	a	a	a	a	a	-	a	a	a
	840	-	-	-	-	-	a	a	a	a	a	-
	841	-	-	a	a	a	-	-	-	-	-	-
	842	-	-	-	-	a	a	a	a	a	a	a
	843	-	-	-	a	a	a	-	-	a	a	a
	844	-	-	-	a	a	-	-	-	-	a, b	a
	845	-	-	-	a	a	a	a	-	a	a	a
	846	-	-	-	a	a	a	a	-	a	-	a
	847	-	-	-	-	a	a	-	-	-	-	a
	848	-	-	a	a	a	a	a	a	a	a	a, b, d

Clinical sign: -, No abnormality; a, Tremor; b, Hypoactivity; d, Abnormal gait.

Appendix 1 - continued Individual clinical signs in juvenile male rats treated orally with 2-chlorophenol for 18 days followed by 63-day withdrawal period

Group and dose	Animal No.	Days										
		12	13	14	15	16	17	18	19	20	21	22
Control	801	-	-	-	-	-	-	-				
	802	-	-	-	-	-	-	-				
	803	-	-	-	-	-	-	-				
	804	-	-	-	-	-	-	-				
	805	-	-	-	-	-	-	-				
	806	-	-	-	-	-	-	-				
	807	-	-	-	-	-	-	-	-	-	-	-
	808	-	-	-	-	-	-	-	-	-	-	-
	809	-	-	-	-	-	-	-	-	-	-	-
	810	-	-	-	-	-	-	-	-	-	-	-
	811	-	-	-	-	-	-	-	-	-	-	-
	812	-	-	-	-	-	-	-	-	-	-	-
8 mg/kg	813	-	-	-	-	-	-	-				
	814	-	-	-	-	-	-	-				
	815	-	-	-	-	-	-	-				
	816	-	-	-	-	-	-	-				
	817	-	-	-	-	-	-	-				
	818	-	-	-	-	-	-	-				
	819	-	-	-	-	-	-	-	-	-	-	-
	820	-	-	-	-	-	-	-	-	-	-	-
	821	-	-	-	-	-	-	-	-	-	-	-
	822	-	-	-	-	-	-	-	-	-	-	-
	823	-	-	-	-	-	-	-	-	-	-	-
	824	-	-	-	-	-	-	-	-	-	-	-
50 mg/kg	825	-	-	-	-	-	-	-				
	826	-	-	-	-	-	-	-				
	827	-	-	-	-	-	-	-				
	828	-	-	-	-	-	-	-				
	829	-	-	-	-	-	-	-				
	830	-	-	-	-	-	-	-				
	831	-	-	-	-	-	-	-	-	-	-	-
	832	-	-	-	-	-	-	-	-	-	-	-
	833	-	-	-	-	-	-	-	-	-	-	-
	834	-	-	-	-	-	-	-	-	-	-	-
	835	-	-	-	-	-	-	-	-	-	-	-
	836	-	-	-	-	-	-	-	-	-	-	-

Clinical sign: -, No abnormality.

Appendix I - continued Individual clinical signs in juvenile male rats treated orally with 2-chlorophenol for 18 days followed by 63-day withdrawal period

Group and dose	Animal No.	Days										
		12	13	14	15	16	17	18	19	20	21	22
300 mg/kg	837	-	-	-	a	-	-	-				
	838	a	a	-	a	-	-	-				
	839	-	-	-	-	-	-	a, b				
	840	-	-	-	-	-	-	-				
	841	a	-	-	-	-	-	-				
	842	-	a	-	-	-	-	-				
	843	a	-	-	-	-	-	-	-	-	-	-
	844	a	-	-	-	-	-	-	-	-	-	-
	845	a	-	-	-	-	-	-	-	-	-	-
	846	-	-	-	-	-	-	-	-	-	-	-
	847	a	-	-	-	-	-	-	-	-	-	-
	848	a	a	a	a	a	-	a, b	-	-	-	-

Clinical sign: -, No abnormality; a, Tremor; b, Hypoactivity.

Appendix 1 - continued Individual clinical signs in juvenile male rats treated orally with 2-chlorophenol for 18 days followed by 63-day withdrawal period

Group and dose	Animal No.	Days 23	24	25	26	27	28	29	30	31	32	33
Control	801											
	802											
	803											
	804											
	805											
	806											
	807	-	-	-	-	-	-	-	-	-	-	-
	808	-	-	-	-	-	-	-	-	-	-	-
	809	-	-	-	-	-	-	-	-	-	-	-
	810	-	-	-	-	-	-	-	-	-	-	-
	811	-	-	-	-	-	-	-	-	-	-	-
	812	-	-	-	-	-	-	-	-	-	-	-
8 mg/kg	813											
	814											
	815											
	816											
	817											
	818											
	819	-	-	-	-	-	-	-	-	-	-	-
	820	-	-	-	-	-	-	-	-	-	-	-
	821	-	-	-	-	-	-	-	-	-	-	-
	822	-	-	-	-	-	-	-	-	-	-	-
	823	-	-	-	-	-	-	-	-	-	-	-
	824	-	-	-	-	-	-	-	-	-	-	-
50 mg/kg	825											
	826											
	827											
	828											
	829											
	830											
	831	-	-	-	-	-	-	-	-	-	-	-
	832	-	-	-	-	-	-	-	-	-	-	-
	833	-	-	-	-	-	-	-	-	-	-	-
	834	-	-	-	-	-	-	-	-	-	-	-
	835	-	-	-	-	-	-	-	-	-	-	-
	836	-	-	-	-	-	-	-	-	-	-	-

Clinical sign: -, No abnormality.

Appendix 1 - continued Individual clinical signs in juvenile male rats treated orally with 2-chlorophenol for 18 days followed by 63-day withdrawal period

Group and dose	Animal No.	Days										
		23	24	25	26	27	28	29	30	31	32	33
300 mg/kg	837											
	838											
	839											
	840											
	841											
	842											
	843	-	-	-	-	-	-	-	-	-	-	-
	844	-	-	-	-	-	-	-	-	-	-	-
	845	-	-	-	-	-	-	-	-	-	-	-
	846	-	-	-	-	-	-	-	-	-	-	-
	847	-	-	-	-	-	-	-	-	-	-	-
	848	-	-	-	-	-	-	-	-	-	-	-

Clinical sign: -, No abnormality.

Appendix 1 - continued Individual clinical signs in juvenile male rats treated orally with 2-chlorophenol for 18 days followed by 63-day withdrawal period

Group and dose	Animal No.	Days										
		34	35	36	37	38	39	40	41	42	43	44
Control	801											
	802											
	803											
	804											
	805											
	806											
	807	-	-	-	-	-	-	-	-	-	-	-
	808	-	-	-	-	-	-	-	-	-	-	-
	809	-	-	-	-	-	-	-	-	-	-	-
	810	-	-	-	-	-	-	-	-	-	-	-
	811	-	-	-	-	-	-	-	-	-	-	-
	812	-	-	-	-	-	-	-	-	-	-	-
8 mg/kg	813											
	814											
	815											
	816											
	817											
	818											
	819	-	-	-	-	-	-	-	-	-	-	-
	820	-	-	-	-	-	-	-	-	-	-	-
	821	-	-	-	-	-	-	-	-	-	-	-
	822	-	-	-	-	-	-	-	-	-	-	-
	823	-	-	-	-	-	-	-	-	-	-	-
	824	-	-	-	-	-	-	-	-	-	-	-
50 mg/kg	825											
	826											
	827											
	828											
	829											
	830											
	831	-	-	-	-	-	-	-	-	-	-	-
	832	-	-	-	-	-	-	-	-	-	-	-
	833	-	-	-	-	-	-	-	-	-	-	-
	834	-	-	-	-	-	-	-	-	-	-	-
	835	-	-	-	-	-	-	-	-	-	-	-
	836	-	-	-	-	-	-	-	-	-	-	-

Clinical sign: -, No abnormality.

Appendix 1 - continued Individual clinical signs in juvenile male rats treated orally with 2-chlorophenol for 18 days followed by 63-day withdrawal period

Group and dose	Animal No.	Days										
		34	35	36	37	38	39	40	41	42	43	44
300 mg/kg	837											
	838											
	839											
	840											
	841											
	842											
	843	-	-	-	-	-	-	-	-	-	-	-
	844	-	-	-	-	-	-	-	-	-	-	-
	845	-	-	-	-	-	-	-	-	-	-	-
	846	-	-	-	-	-	-	-	-	-	-	-
	847	-	-	-	-	-	-	-	-	-	-	-
	848	-	-	-	-	-	-	-	-	-	-	-

Clinical sign: -, No abnormality.

Appendix 1 - continued Individual clinical signs in juvenile male rats treated orally with 2-chlorophenol for 18 days followed by 63-day withdrawal period

Group and dose	Animal No.	Days										
		45	46	47	48	49	50	51	52	53	54	55
Control	801											
	802											
	803											
	804											
	805											
	806											
	807	-	-	-	-	-	-	-	-	-	-	-
	808	-	-	-	-	-	-	-	-	-	-	-
	809	-	-	-	-	-	-	-	-	-	-	-
	810	-	-	-	-	-	-	-	-	-	-	-
	811	-	-	-	-	-	-	-	-	-	-	-
	812	-	-	-	-	-	-	-	-	-	-	-
8 mg/kg	813											
	814											
	815											
	816											
	817											
	818											
	819	-	-	-	-	-	-	-	-	-	-	-
	820	-	-	-	-	-	-	-	-	-	-	-
	821	-	-	-	-	-	-	-	-	-	-	-
	822	-	-	-	-	-	-	-	-	-	-	-
	823	-	-	-	-	-	-	-	-	-	-	-
	824	-	-	-	-	-	-	-	-	-	-	-
50 mg/kg	825											
	826											
	827											
	828											
	829											
	830											
	831	-	-	-	-	-	-	-	-	-	-	-
	832	-	-	-	-	-	-	-	-	-	-	-
	833	-	-	-	-	-	-	-	-	-	-	-
	834	-	-	-	-	-	-	-	-	-	-	-
	835	-	-	-	-	-	-	-	-	-	-	-
	836	-	-	-	-	-	-	-	-	-	-	-

Clinical sign: -, No abnormality.

Appendix 1 - continued Individual clinical signs in juvenile male rats treated orally with 2-chlorophenol for 18 days followed by 63-day withdrawal period

Group and dose	Animal No.	Days										
		45	46	47	48	49	50	51	52	53	54	55
300 mg/kg	837											
	838											
	839											
	840											
	841											
	842											
	843	-	-	-	-	-	-	-	-	-	-	-
	844	-	-	-	-	-	-	-	-	-	-	-
	845	-	-	-	-	-	-	-	-	-	-	-
	846	-	-	-	-	-	-	-	-	-	-	-
	847	-	-	-	-	-	-	c	c	c	-	-
	848	-	-	-	-	-	-	-	-	-	-	-

Clinical sign: -, No abnormality; c, Abnormality of tooth.

Appendix 1 - continued Individual clinical signs in juvenile male rats treated orally with 2-chlorophenol for 18 days followed by 63-day withdrawal period

Group and dose	Animal No.	Days										
		56	57	58	59	60	61	62	63	64	65	66
Control	801											
	802											
	803											
	804											
	805											
	806											
	807	-	-	-	-	-	-	-	-	-	-	-
	808	-	-	-	-	-	-	-	-	-	-	-
	809	-	-	-	-	-	-	-	-	-	-	-
	810	-	-	-	-	-	-	-	-	-	-	-
	811	-	-	-	-	-	-	-	-	-	-	-
	812	-	-	-	-	-	-	-	-	-	-	-
8 mg/kg	813											
	814											
	815											
	816											
	817											
	818											
	819	-	-	-	-	-	-	-	-	-	-	-
	820	-	-	-	-	-	-	-	-	-	-	-
	821	-	-	-	-	-	-	-	-	-	-	-
	822	-	-	-	-	-	-	-	-	-	-	-
	823	-	-	-	-	-	-	-	-	-	-	-
	824	-	-	-	-	-	-	-	-	-	-	-
50 mg/kg	825											
	826											
	827											
	828											
	829											
	830											
	831	-	-	-	-	-	-	-	-	-	-	-
	832	-	-	-	-	-	-	-	-	-	-	-
	833	-	-	-	-	-	-	-	-	-	-	-
	834	-	-	-	-	-	-	-	-	-	-	-
	835	-	-	-	-	-	-	-	-	-	-	-
	836	-	-	-	-	-	-	-	-	-	-	-

Clinical sign: -, No abnormality.

Appendix 1 - continued Individual clinical signs in juvenile male rats treated orally with 2-chlorophenol for 18 days followed by 63-day withdrawal period

Group and dose	Animal No.	Days										
		56	57	58	59	60	61	62	63	64	65	66
300 mg/kg	837											
	838											
	839											
	840											
	841											
	842											
	843	-	-	-	-	-	-	-	-	-	-	-
	844	-	-	-	-	-	-	-	-	-	-	-
	845	-	-	-	-	-	-	-	-	-	-	-
	846	-	-	-	-	-	-	-	-	-	-	-
	847	-	-	-	-	-	-	-	-	-	-	-
	848	-	-	-	-	-	-	-	-	-	-	-

Clinical sign: -, No abnormality.

Appendix 1 - continued Individual clinical signs in juvenile male rats treated orally with 2-chlorophenol for 18 days followed by 63-day withdrawal period

Group and dose	Animal No.	Days										
		67	68	69	70	71	72	73	74	75	76	77
Control	801											
	802											
	803											
	804											
	805											
	806											
	807	-	-	-	-	-	-	-	-	-	-	-
	808	-	-	-	-	-	-	-	-	-	-	-
	809	-	-	-	-	-	-	-	-	-	-	-
	810	-	-	-	-	-	-	-	-	-	-	-
	811	-	-	-	-	-	-	-	-	-	-	-
	812	-	-	-	-	-	-	-	-	-	-	-
8 mg/kg	813											
	814											
	815											
	816											
	817											
	818											
	819	-	-	-	-	-	-	-	-	-	-	-
	820	-	-	-	-	-	-	-	-	-	-	-
	821	-	-	-	-	-	-	-	-	-	-	-
	822	-	-	-	-	-	-	-	-	-	-	-
	823	-	-	-	-	-	-	-	-	-	-	-
	824	-	-	-	-	-	-	-	-	-	-	-
50 mg/kg	825											
	826											
	827											
	828											
	829											
	830											
	831	-	-	-	-	-	-	-	-	-	-	-
	832	-	-	-	-	-	-	-	-	-	-	-
	833	-	-	-	-	-	-	-	-	-	-	-
	834	-	-	-	-	-	-	-	-	-	-	-
	835	-	-	-	-	-	-	-	-	-	-	-
	836	-	-	-	-	-	-	-	-	-	-	-

Clinical sign: -, No abnormality.

Appendix 1 - continued Individual clinical signs in juvenile male rats treated orally with 2-chlorophenol for 18 days followed by 63-day withdrawal period

Group and dose	Animal No.	Days										
		67	68	69	70	71	72	73	74	75	76	77
300 mg/kg	837											
	838											
	839											
	840											
	841											
	842											
	843	-	-	-	-	-	-	-	-	-	-	-
	844	-	-	-	-	-	-	-	-	-	-	-
	845	-	-	-	-	-	-	-	-	-	-	-
	846	-	-	-	-	-	-	-	-	-	-	-
	847	-	-	-	-	-	-	-	-	-	-	-
	848	-	-	-	-	-	-	-	-	-	-	-

Clinical sign: -, No abnormality.

Appendix 1 - continued Individual clinical signs in juvenile male rats treated orally with 2-chlorophenol for 18 days followed by 63-day withdrawal period

Group and dose	Animal No.	Days 78	79	80	81
Control	801				
	802				
	803				
	804				
	805				
	806				
	807	-	-	-	-
	808	-	-	-	-
	809	-	-	-	-
	810	-	-	-	-
	811	-	-	-	-
	812	-	-	-	-
8 mg/kg	813				
	814				
	815				
	816				
	817				
	818				
	819	-	-	-	-
	820	-	-	-	-
	821	-	-	-	-
	822	-	-	-	-
	823	-	-	-	-
	824	-	-	-	-
50 mg/kg	825				
	826				
	827				
	828				
	829				
	830				
	831	-	-	-	-
	832	-	-	-	-
	833	-	-	-	-
	834	-	-	-	-
	835	-	-	-	-
	836	-	-	-	-

Clinical sign: -, No abnormality.

Appendix 1 - continued Individual clinical signs in juvenile male rats treated orally with 2-chlorophenol for 18 days followed by 63-day withdrawal period

Group and dose	Animal No.	Days 78	79	80	81
300 mg/kg	837				
	838				
	839				
	840				
	841				
	842				
	843	-	-	-	-
	844	-	-	-	-
	845	-	-	-	-
	846	-	-	-	-
	847	-	-	-	-
	848	-	-	-	-

Clinical sign: -, No abnormality.

Appendix 2 Individual clinical signs in juvenile female rats treated orally with 2-chlorophenol for 18 days followed by 63-day withdrawal period

Group and dose	Animal No.	Days 1	2	3	4	5	6	7	8	9	10	11
Control	851	-	-	-	-	-	-	-	-	-	-	-
	852	-	-	-	-	-	-	-	-	-	-	-
	853	-	-	-	-	-	-	-	-	-	-	-
	854	-	-	-	-	-	-	-	-	-	-	-
	855	-	-	-	-	-	-	-	-	-	-	-
	856	-	-	-	-	-	-	-	-	-	-	-
	857	-	-	-	-	-	-	-	-	-	-	-
	858	-	-	-	-	-	-	-	-	-	-	-
	859	-	-	-	-	-	-	-	-	-	-	-
	860	-	-	-	-	-	-	-	-	-	-	-
	861	-	-	-	-	-	-	-	-	-	-	-
	862	-	-	-	-	-	-	-	-	-	-	-
8 mg/kg	863	-	-	-	-	-	-	-	-	-	-	-
	864	-	-	-	-	-	-	-	-	-	-	-
	865	-	-	-	-	-	-	-	-	-	-	-
	866	-	-	-	-	-	-	-	-	-	-	-
	867	-	-	-	-	-	-	-	-	-	-	-
	868	-	-	-	-	-	-	-	-	-	-	-
	869	-	-	-	-	-	-	-	-	-	-	-
	870	-	-	-	-	-	-	-	-	-	-	-
	871	-	-	-	-	-	-	-	-	-	-	-
	872	-	-	-	-	-	-	-	-	-	-	-
	873	-	-	-	-	-	-	-	-	-	-	-
	874	-	-	-	-	-	-	-	-	-	-	-
50 mg/kg	875	-	-	-	-	-	-	-	-	-	-	-
	876	-	-	-	-	-	-	-	-	-	-	-
	877	-	-	-	-	-	-	-	-	-	-	-
	878	-	-	-	-	-	-	-	-	-	-	-
	879	-	-	-	-	-	-	-	-	-	-	-
	880	-	-	-	-	-	-	-	-	-	-	-
	881	-	-	-	-	-	-	-	-	-	-	-
	882	-	-	-	-	-	-	-	-	-	-	-
	883	-	-	-	-	-	-	-	-	-	-	-
	884	-	-	-	-	-	-	-	-	-	-	-
	885	-	-	-	-	-	-	-	-	a	-	-
	886	-	-	-	-	-	-	-	-	-	-	-

Clinical sign: -, No abnormality; a, Tremor.

Appendix 2 - continued Individual clinical signs in juvenile female rats treated orally with 2-chlorophenol for 18 days followed by 63-day withdrawal period

Group and dose	Animal No.	Days										
		1	2	3	4	5	6	7	8	9	10	11
300 mg/kg	887	-	-	-	-	-	a	a	a	a, b, e, f		
	888	-	-	-	-	a	a	-	-	-	-	a
	889	-	-	a	a	a	a	a	a	a	a	a, b
	890	-	-	-	-	-	a	-	-	-	-	-
	891	-	-	-	a	a	a	a	a	a	a	a
	892	-	-	-	-	a	a	a	a	a	a	a, b
	893	-	-	a	a	a	a	a	a	a	-	-
	894	-	-	-	-	a	a	a	a	a	a, b	a
	895	-	-	a	a	a	a	-	-	a	a	a
	896	-	-	-	a	a	a	-	a	a	a	a
	897	-	-	-	a	a	a	-	-	a	a	a, b
	898	-	-	-	-	-	a	a	-	a	a	a

Clinical sign: -, No abnormality; a, Tremor; b, Hypoactivity; e, Bradypnea; f, Dead.

Appendix 2 - continued Individual clinical signs in juvenile female rats treated orally with 2-chlorophenol for 18 days followed by 63-day withdrawal period

Group and dose	Animal No.	Days 12	13	14	15	16	17	18	19	20	21	22
Control	851	-	-	-	-	-	-	-				
	852	-	-	-	-	-	-	-				
	853	-	-	-	-	-	-	-				
	854	-	-	-	-	-	-	-				
	855	-	-	-	-	-	-	-				
	856	-	-	-	-	-	-	-				
	857	-	-	-	-	-	-	-	-	-	-	-
	858	-	-	-	-	-	-	-	-	-	-	-
	859	-	-	-	-	-	-	-	-	-	-	-
	860	-	-	-	-	-	-	-	-	-	-	-
	861	-	-	-	-	-	-	-	-	-	-	-
	862	-	-	-	-	-	-	-	-	-	-	-
8 mg/kg	863	-	-	-	-	-	-	-				
	864	-	-	-	-	-	-	-				
	865	-	-	-	-	-	-	-				
	866	-	-	-	-	-	-	-				
	867	-	-	-	-	-	-	-				
	868	-	-	-	-	-	-	-				
	869	-	-	-	-	-	-	-	-	-	-	-
	870	-	-	-	-	-	-	-	-	-	-	-
	871	-	-	-	-	-	-	-	-	-	-	-
	872	-	-	-	-	-	-	-	-	-	-	-
	873	-	-	-	-	-	-	-	-	-	-	-
	874	-	-	-	-	-	-	-	-	-	-	-
50 mg/kg	875	-	-	-	-	-	-	-				
	876	-	-	-	-	-	-	-				
	877	-	-	-	-	-	-	-				
	878	-	-	-	-	-	-	-				
	879	-	-	-	-	-	-	-				
	880	-	-	-	-	-	-	-				
	881	-	-	-	-	-	-	-	-	-	-	-
	882	-	-	-	-	-	-	-	-	-	-	-
	883	-	-	-	-	-	-	-	-	-	-	-
	884	-	-	-	-	-	-	-	-	-	-	-
	885	-	-	-	-	-	-	-	-	-	-	-
	886	-	-	-	-	-	-	-	-	-	-	-

Clinical sign: -, No abnormality.

Appendix 2 - continued Individual clinical signs in juvenile female rats treated orally with 2-chlorophenol for 18 days followed by 63-day withdrawal period

Group and dose	Animal No.	Days										
		12	13	14	15	16	17	18	19	20	21	22
300 mg/kg	887											
	888	-	-	-	a, b	-	-	-				
	889	a, b	a	-	-	-	-	-				
	890	-	-	-	-	-	-	-				
	891	a	-	-	-	-	-	-				
	892	a	a	-	a	-	-	-				
	893	a	-	-	a, b	-	-	-	-	-	-	-
	894	a	-	-	a	-	-	-	-	-	-	-
	895	a	-	-	-	-	-	-	-	-	-	-
	896	a	-	-	-	a	-	-	-	-	-	-
	897	a	a	-	-	-	-	-	-	-	-	-
	898	-	a	-	-	-	-	-	-	-	-	-

Clinical sign: -, No abnormality; a, Tremor; b, Hypoactivity.

Appendix 2 - continued Individual clinical signs in juvenile female rats treated orally with 2-chlorophenol for 18 days followed by 63-day withdrawal period

Group and dose	Animal No.	Days										
		23	24	25	26	27	28	29	30	31	32	33
Control	851											
	852											
	853											
	854											
	855											
	856											
	857	-	-	-	-	-	-	-	-	-	-	-
	858	-	-	-	-	-	-	-	-	-	-	-
	859	-	-	-	-	-	-	-	-	-	-	-
	860	-	-	-	-	-	-	-	-	-	-	-
	861	-	-	-	-	-	-	-	-	-	-	-
	862	-	-	-	-	-	-	-	-	-	-	-
8 mg/kg	863											
	864											
	865											
	866											
	867											
	868											
	869	-	-	-	-	-	-	-	-	-	-	-
	870	-	-	-	-	-	-	-	-	-	-	-
	871	-	-	-	-	-	-	-	-	-	-	-
	872	-	-	-	-	-	-	-	-	-	-	-
	873	-	-	-	-	-	-	-	-	-	-	-
	874	-	-	-	-	-	-	-	-	-	-	-
50 mg/kg	875											
	876											
	877											
	878											
	879											
	880											
	881	-	-	-	-	-	-	-	-	-	-	-
	882	-	-	-	-	-	-	-	-	-	-	-
	883	-	-	-	-	-	-	-	-	-	-	-
	884	-	-	-	-	-	-	-	-	-	-	-
	885	-	-	-	-	-	-	-	-	-	-	-
	886	-	-	-	-	-	-	-	-	-	-	-

Clinical sign: -, No abnormality.

Appendix 2 - continued Individual clinical signs in juvenile female rats treated orally with 2-chlorophenol for 18 days followed by 63-day withdrawal period

Group and dose	Animal No.	Days										
		23	24	25	26	27	28	29	30	31	32	33
300 mg/kg	887											
	888											
	889											
	890											
	891											
	892											
	893	-	-	-	-	-	-	-	-	-	-	-
	894	-	-	-	-	-	-	-	-	-	-	-
	895	-	-	-	-	-	-	-	-	-	-	-
	896	-	-	-	-	-	-	-	-	-	-	-
	897	-	-	-	-	-	-	-	-	-	-	-
	898	-	-	-	-	-	-	-	-	-	-	-

Clinical sign: -, No abnormality.

Appendix 2 - continued Individual clinical signs in juvenile female rats treated orally with 2-chlorophenol for 18 days followed by 63-day withdrawal period

Group and dose	Animal No.	Days										
		34	35	36	37	38	39	40	41	42	43	44
Control	851											
	852											
	853											
	854											
	855											
	856											
	857	-	-	-	-	-	-	-	-	-	-	-
	858	-	-	-	-	-	-	-	-	-	-	-
	859	-	-	-	-	-	-	-	-	-	-	-
	860	-	-	-	-	-	-	-	-	-	-	-
	861	-	-	-	-	-	-	-	-	-	-	-
	862	-	-	-	-	-	-	-	-	-	-	-
8 mg/kg	863											
	864											
	865											
	866											
	867											
	868											
	869	-	-	-	-	-	-	-	-	-	-	-
	870	-	-	-	-	-	-	-	-	-	-	-
	871	-	-	-	-	-	-	-	-	-	-	-
	872	-	-	-	-	-	-	-	-	-	-	-
	873	-	-	-	-	-	-	-	-	-	-	-
	874	-	-	-	-	-	-	-	-	-	-	-
50 mg/kg	875											
	876											
	877											
	878											
	879											
	880											
	881	-	-	-	-	-	-	-	-	-	-	-
	882	-	-	-	-	-	-	-	-	-	-	-
	883	-	-	-	-	-	-	-	-	-	-	-
	884	-	-	-	-	-	-	-	-	-	-	-
	885	-	-	-	-	-	-	-	-	-	-	-
	886	-	-	-	-	-	-	-	-	-	-	-

Clinical sign: -, No abnormality.

Appendix 2 - continued Individual clinical signs in juvenile female rats treated orally with 2-chlorophenol for 18 days followed by 63-day withdrawal period

Group and dose	Animal No.	Days										
		34	35	36	37	38	39	40	41	42	43	44
300 mg/kg	887											
	888											
	889											
	890											
	891											
	892											
	893	-	-	-	-	-	-	-	-	-	-	-
	894	-	-	-	-	-	-	-	-	-	-	-
	895	-	-	-	-	-	-	-	-	-	-	-
	896	-	-	-	-	-	-	-	-	-	-	-
	897	-	-	-	-	-	-	-	-	-	-	-
	898	-	-	-	-	-	-	-	-	-	-	-

Clinical sign: -, No abnormality.

Appendix 2 - continued Individual clinical signs in juvenile female rats treated orally with 2-chlorophenol for 18 days followed by 63-day withdrawal period

Group and dose	Animal No.	Days										
		45	46	47	48	49	50	51	52	53	54	55
Control	851											
	852											
	853											
	854											
	855											
	856											
	857	-	-	-	-	-	-	-	-	-	-	-
	858	-	-	-	-	-	-	-	-	-	-	-
	859	-	-	-	-	-	-	-	-	-	-	-
	860	-	-	-	-	-	-	-	-	-	-	-
	861	-	-	-	-	-	-	-	-	-	-	-
	862	-	-	-	-	-	-	-	-	-	-	-
8 mg/kg	863											
	864											
	865											
	866											
	867											
	868											
	869	-	-	-	-	-	-	-	-	-	-	-
	870	-	-	-	-	-	-	-	-	-	-	-
	871	-	-	-	-	-	-	-	-	-	-	-
	872	-	-	-	-	-	-	-	-	-	-	-
	873	-	-	-	-	-	-	-	-	-	-	-
	874	-	-	-	-	-	-	-	-	-	-	-
50 mg/kg	875											
	876											
	877											
	878											
	879											
	880											
	881	-	-	-	-	-	-	-	-	-	-	-
	882	-	-	-	-	-	-	-	-	-	-	-
	883	-	-	-	-	-	-	-	-	-	-	-
	884	-	-	-	-	-	-	-	-	-	-	-
	885	-	-	-	-	-	-	-	-	-	-	-
	886	-	-	-	-	-	-	-	-	-	-	-

Clinical sign: -, No abnormality.

Appendix 2 - continued Individual clinical signs in juvenile female rats treated orally with 2-chlorophenol for 18 days followed by 63-day withdrawal period

Group and dose	Animal No.	Days										
		45	46	47	48	49	50	51	52	53	54	55
300 mg/kg	887											
	888											
	889											
	890											
	891											
	892											
	893	-	-	-	-	-	-	-	-	-	-	-
	894	-	-	-	-	-	-	-	-	-	-	-
	895	-	-	-	-	-	-	-	-	-	-	-
	896	-	-	-	-	-	-	-	-	-	-	-
	897	-	-	-	-	-	-	-	-	-	-	-
	898	-	-	-	-	-	-	-	-	-	-	-

Clinical sign: -, No abnormality.

Appendix 2 - continued Individual clinical signs in juvenile female rats treated orally with 2-chlorophenol for 18 days followed by 63-day withdrawal period

Group and dose	Animal No.	Days										
		56	57	58	59	60	61	62	63	64	65	66
Control	851											
	852											
	853											
	854											
	855											
	856											
	857	-	-	-	-	-	-	-	-	-	-	-
	858	-	-	-	-	-	-	-	-	-	-	-
	859	-	-	-	-	-	-	-	-	-	-	-
	860	-	-	-	-	-	-	-	-	-	-	-
	861	-	-	-	-	-	-	-	-	-	-	-
	862	-	-	-	-	-	-	-	-	-	-	-
8 mg/kg	863											
	864											
	865											
	866											
	867											
	868											
	869	-	-	-	-	-	-	-	-	-	-	-
	870	-	-	-	-	-	-	-	-	-	-	-
	871	-	-	-	-	-	-	-	-	-	-	-
	872	-	-	-	-	-	-	-	-	-	-	-
	873	-	-	-	-	-	-	-	-	-	-	-
	874	-	-	-	-	-	-	-	-	-	-	-
50 mg/kg	875											
	876											
	877											
	878											
	879											
	880											
	881	-	-	-	-	-	-	-	-	-	-	-
	882	-	-	-	-	-	-	-	-	-	-	-
	883	-	-	-	-	-	-	-	-	-	-	-
	884	-	-	-	-	-	-	-	-	-	-	-
	885	-	-	-	-	-	-	-	-	-	-	-
	886	-	-	-	-	-	-	-	-	-	-	-

Clinical sign: -, No abnormality.

Appendix 2 - continued Individual clinical signs in juvenile female rats treated orally with 2-chlorophenol for 18 days followed by 63-day withdrawal period

Group and dose	Animal No.	Days										
		56	57	58	59	60	61	62	63	64	65	66
300 mg/kg	887											
	888											
	889											
	890											
	891											
	892											
	893	-	-	-	-	-	-	-	-	-	-	-
	894	-	-	-	-	-	-	-	-	-	-	-
	895	-	-	-	-	-	-	-	-	-	-	-
	896	-	-	-	-	-	-	-	-	-	-	-
	897	-	-	-	-	-	-	-	-	-	-	-
	898	-	-	-	-	-	-	-	-	-	-	-

Clinical sign: -, No abnormality.

Appendix 2 - continued Individual clinical signs in juvenile female rats treated orally with 2-chlorophenol for 18 days followed by 63-day withdrawal period

Group and dose	Animal No.	Days										
		67	68	69	70	71	72	73	74	75	76	77
Control	851											
	852											
	853											
	854											
	855											
	856											
	857	-	-	-	-	-	-	-	-	-	-	-
	858	-	-	-	-	-	-	-	-	-	-	-
	859	-	-	-	-	-	-	-	-	-	-	-
	860	-	-	-	-	-	-	-	-	-	-	-
	861	-	-	-	-	-	-	-	-	-	-	-
	862	-	-	-	-	-	-	-	-	-	-	-
8 mg/kg	863											
	864											
	865											
	866											
	867											
	868											
	869	-	-	-	-	-	-	-	-	-	-	-
	870	-	-	-	-	-	-	-	-	-	-	-
	871	-	-	-	-	-	-	-	-	-	-	-
	872	-	-	-	-	-	-	-	-	-	-	-
	873	-	-	-	-	-	-	-	-	-	-	-
	874	-	-	-	-	-	-	-	-	-	-	-
50 mg/kg	875											
	876											
	877											
	878											
	879											
	880											
	881	-	-	-	-	-	-	-	-	-	-	-
	882	-	-	-	-	-	-	-	-	-	-	-
	883	-	-	-	-	-	-	-	-	-	-	-
	884	-	-	-	-	-	-	-	-	-	-	-
	885	-	-	-	-	-	-	-	-	-	-	-
	886	-	-	-	-	-	-	-	-	-	-	-

Clinical sign: -, No abnormality.

Appendix 2 - continued Individual clinical signs in juvenile female rats treated orally with 2-chlorophenol for 18 days followed by 63-day withdrawal period

Group and dose	Animal No.	Days										
		67	68	69	70	71	72	73	74	75	76	77
300 mg/kg	887											
	888											
	889											
	890											
	891											
	892											
	893	-	-	-	-	-	-	-	-	-	-	-
	894	-	-	-	-	-	-	-	-	-	-	-
	895	-	-	-	-	-	-	-	-	-	-	-
	896	-	-	-	-	-	-	-	-	-	-	-
	897	-	-	-	-	-	-	-	-	-	-	-
	898	-	-	-	-	-	-	-	-	-	-	-

Clinical sign: -, No abnormality.

Appendix 2 - continued Individual clinical signs in juvenile female rats treated orally with 2-chlorophenol for 18 days followed by 63-day withdrawal period

Group and dose	Animal No.	Days 78	79	80	81
Control	851				
	852				
	853				
	854				
	855				
	856				
	857	-	-	-	-
	858	-	-	-	-
	859	-	-	-	-
	860	-	-	-	-
	861	-	-	-	-
	862	-	-	-	-
8 mg/kg	863				
	864				
	865				
	866				
	867				
	868				
	869	-	-	-	-
	870	-	-	-	-
	871	-	-	-	-
	872	-	-	-	-
	873	-	-	-	-
	874	-	-	-	-
50 mg/kg	875				
	876				
	877				
	878				
	879				
	880				
	881	-	-	-	-
	882	-	-	-	-
	883	-	-	-	-
	884	-	-	-	-
	885	-	-	-	-
	886	-	-	-	-

Clinical sign: -, No abnormality.

Appendix 2 - continued Individual clinical signs in juvenile female rats treated orally with 2-chlorophenol for 18 days followed by 63-day withdrawal period

Group and dose	Animal No.	Days 78	79	80	81
300 mg/kg	887				
	888				
	889				
	890				
	891				
	892				
	893	-	-	-	-
	894	-	-	-	-
	895	-	-	-	-
	896	-	-	-	-
	897	-	-	-	-
	898	-	-	-	-

Clinical sign: -, No abnormality.

Appendix 3 Individual body weights in juvenile male rats treated orally with 2-chlorophenol for 18 days followed by 63-day withdrawal period

Group and dose	Animal No.	Body weight(g) on day										
		1	4	8	11	15	18	22	25	29	32	36
Control	801	11.1	17.9	29.0	38.3	51.4	65.2					
	802	11.4	19.1	30.0	38.7	48.8	57.6					
	803	9.9	16.1	25.6	33.9	42.9	54.5					
	804	11.7	18.9	31.7	40.9	53.2	64.5					
	805	11.0	17.2	27.5	37.1	45.8	55.8					
	806	11.2	17.7	27.9	36.9	47.0	58.1					
	807	11.4	17.6	27.1	36.4	45.8	57.4	80.7	107.0	148.4	179.8	217.5
	808	11.4	19.3	28.9	38.4	46.7	55.4	78.5	97.8	133.4	159.2	198.5
	809	11.2	18.8	30.0	38.8	49.9	62.2	84.5	107.3	144.2	172.9	208.7
	810	11.7	19.5	31.3	41.4	52.0	62.9	83.9	104.6	138.4	163.2	205.4
	811	11.0	18.7	29.6	37.0	46.7	56.0	78.2	100.7	139.5	172.2	213.2
	812	10.8	17.3	26.1	36.1	46.7	56.2	81.2	103.4	142.5	174.9	209.1
8 mg/kg	813	11.9	19.9	31.8	41.6	53.2	65.9					
	814	11.6	18.4	28.4	37.0	46.6	56.2					
	815	10.8	16.7	26.2	34.4	44.1	52.4					
	816	11.8	19.0	31.5	39.3	50.8	62.4					
	817	10.9	17.3	28.3	37.7	46.2	58.2					
	818	11.2	18.4	28.1	39.1	49.3	62.2					
	819	11.1	18.8	30.1	40.2	50.4	61.8	90.3	114.0	156.7	189.6	233.8
	820	11.4	17.7	26.6	34.2	42.3	51.6	78.0	100.9	140.6	171.8	209.7
	821	11.4	18.6	28.7	38.3	49.0	60.4	87.5	112.0	147.3	172.2	211.3
	822	10.8	16.7	27.0	37.2	47.9	60.0	85.6	110.1	154.0	188.3	234.7
	823	11.0	18.7	32.0	40.8	53.4	65.2	91.0	117.4	155.8	186.6	229.6
	824	10.3	16.7	26.0	37.0	48.2	59.7	83.7	107.2	141.3	172.3	210.7
50 mg/kg	825	11.4	18.5	29.4	40.4	54.0	67.4					
	826	11.5	18.5	29.4	39.3	49.3	59.2					
	827	10.4	15.6	25.1	32.7	41.9	51.9					
	828	11.4	18.2	30.8	39.7	50.7	62.2					
	829	10.8	17.8	28.8	37.5	48.5	59.6					
	830	10.9	17.7	28.3	36.9	45.9	55.9					
	831	11.1	18.2	28.3	38.0	48.4	59.2	84.5	109.8	147.2	181.2	219.1
	832	11.8	20.1	31.0	40.6	49.5	58.5	86.7	114.1	155.5	190.7	233.6
	833	11.6	19.0	29.7	39.6	49.8	61.2	88.4	111.9	144.2	170.1	203.4
	834	11.0	18.1	28.9	38.2	49.5	61.1	85.9	107.0	147.0	175.6	212.0
	835	10.7	18.2	30.6	40.1	51.8	63.3	84.5	107.0	144.1	173.5	208.7
	836	11.5	18.5	28.0	38.8	49.9	60.1	82.2	105.1	136.1	164.7	202.6

Study No. 49813

Appendix 3 - continued Individual body weights in juvenile male rats treated orally with 2-chlorophenol for 18 days followed by 63-day withdrawal period

Group and dose	Animal No.	Body weight(g) on day										
		1	4	8	11	15	18	22	25	29	32	36
300 mg/kg	837	11.5	18.2	29.4	40.1	52.5	66.2					
	838	11.6	16.4	24.3	32.4	40.6	46.8					
	839	10.8	15.9	26.3	34.3	43.5	56.7					
	840	11.7	18.4	29.9	38.2	48.2	62.8					
	841	11.5	17.5	25.9	32.4	40.1	49.2					
	842	11.4	17.2	26.6	35.5	44.2	55.1					
	843	10.7	16.8	27.8	36.0	48.9	60.3	86.3	107.5	140.8	167.1	204.5
	844	10.8	15.5	25.7	34.2	41.4	49.7	68.9	89.2	121.7	149.1	184.8
	845	11.5	18.1	27.2	37.4	48.1	60.0	79.2	104.2	145.6	173.7	214.5
	846	11.0	15.5	26.2	35.1	44.2	53.2	71.4	90.4	122.7	146.9	183.4
	847	10.6	17.8	29.2	39.3	48.7	59.5	78.1	97.2	128.7	150.9	185.5
	848	11.0	12.1	18.1	27.8	38.5	46.6	65.4	82.7	115.7	142.3	171.7

Appendix 3 - continued Individual body weights in juvenile male rats treated orally with 2-chlorophenol for 18 days followed by 63-day withdrawal period

Group and dose	Animal No.	Body weight(g) on day										
		39	43	46	50	53	57	60	64	67	71	74
Control	801											
	802											
	803											
	804											
	805											
	806											
	807	251.0	292.5	329.9	370.2	396.3	431.8	453.5	481.1	501.0	522.8	535.5
	808	224.0	257.9	282.6	320.4	342.7	377.5	395.2	415.9	436.1	452.5	468.0
	809	238.9	274.4	306.6	339.4	362.8	392.7	408.9	436.3	451.3	472.8	482.5
	810	230.7	265.4	296.2	331.4	349.4	380.2	400.9	426.2	441.8	462.3	470.9
	811	241.6	282.5	310.1	351.4	374.2	399.0	426.0	446.1	467.3	490.2	493.0
	812	237.3	277.2	308.3	337.1	365.0	396.8	413.6	439.7	459.4	477.9	493.1
8 mg/kg	813											
	814											
	815											
	816											
	817											
	818											
	819	262.9	307.0	335.5	381.8	413.1	447.1	469.4	495.0	518.2	534.9	555.5
	820	241.4	282.6	314.4	348.6	374.5	410.4	430.9	460.9	482.8	503.2	510.6
	821	240.9	271.4	300.8	339.7	357.7	390.2	409.4	440.0	449.1	474.1	479.5
	822	267.6	307.4	340.2	379.7	408.7	437.8	461.8	481.8	502.9	523.2	533.0
	823	265.6	303.8	339.7	377.8	401.1	432.9	453.3	480.2	488.5	515.9	529.5
	824	241.8	276.6	304.8	339.4	362.5	388.2	413.6	432.7	442.7	465.8	475.6
50 mg/kg	825											
	826											
	827											
	828											
	829											
	830											
	831	245.0	279.8	312.3	350.6	374.4	406.7	422.5	439.9	458.2	473.2	487.7
	832	264.8	297.1	329.8	369.1	392.6	424.2	447.1	474.7	490.8	514.9	531.1
	833	232.2	267.4	294.4	326.5	355.0	386.3	413.3	439.6	462.3	478.5	497.5
	834	242.5	273.5	306.4	342.5	366.4	395.4	414.4	439.3	465.2	486.6	493.3
	835	244.6	280.3	308.8	338.5	361.0	390.2	406.0	433.8	437.1	465.8	472.6
	836	230.3	272.1	305.0	342.1	363.1	394.6	419.0	443.8	466.5	482.6	492.1

Appendix 3 - continued Individual body weights in juvenile male rats treated orally with 2-chlorophenol for 18 days followed by 63-day withdrawal period

Group and dose	Animal No.	Body weight(g) on day										
		39	43	46	50	53	57	60	64	67	71	74
300 mg/kg	837											
	838											
	839											
	840											
	841											
	842											
	843	224.8	255.8	290.1	315.4	345.2	372.6	384.5	410.4	426.4	451.5	466.4
	844	207.8	246.6	279.3	312.0	337.1	368.4	384.5	413.6	433.2	453.2	459.0
	845	247.1	283.2	314.7	342.0	370.8	404.1	419.2	446.8	466.6	487.8	503.6
	846	211.5	245.7	277.2	316.3	339.5	370.8	389.7	411.7	431.7	448.5	465.7
	847	213.8	249.8	282.3	318.6	339.2	366.1	390.2	415.7	435.8	454.4	467.0
	848	196.4	226.7	251.6	278.4	298.9	325.9	345.0	366.9	378.6	405.6	413.2

Appendix 3 - continued Individual body weights in juvenile male rats treated orally with 2-chlorophenol for 18 days followed by 63-day withdrawal period

Group and dose	Animal No.	Body weight(g) on day 78	81
Control	801		
	802		
	803		
	804		
	805		
	806		
	807	549.1	559.8
	808	476.8	496.8
	809	497.6	504.1
	810	485.9	500.7
	811	508.5	527.7
	812	501.3	514.8
8 mg/kg	813		
	814		
	815		
	816		
	817		
	818		
	819	563.4	578.0
	820	522.0	534.9
	821	488.8	507.8
	822	550.5	560.5
	823	533.3	546.8
	824	494.8	506.4
50 mg/kg	825		
	826		
	827		
	828		
	829		
	830		
	831	497.3	504.5
	832	541.5	565.2
	833	513.6	526.5
	834	503.4	523.1
	835	478.6	495.9
	836	502.0	517.3

Appendix 3 - continued Individual body weights in juvenile male rats treated orally with 2-chlorophenol for 18 days followed by 63-day withdrawal period

Group and dose	Animal No.	Body weight(g) on day 78	81
300 mg/kg	837		
	838		
	839		
	840		
	841		
	842		
	843	481.8	482.9
	844	480.1	492.2
	845	517.3	527.8
	846	481.5	482.1
	847	480.5	499.7
	848	428.6	436.7

Appendix 4 Individual body weights in juvenile female rats treated orally with 2-chlorophenol for 18 days followed by 63-day withdrawal period

Group and dose	Animal No.	Body weight(g) on day										
		1	4	8	11	15	18	22	25	29	32	36
Control	851	11.0	17.9	28.8	39.0	51.0	60.4					
	852	10.9	17.8	28.6	39.0	46.9	53.2					
	853	11.1	17.6	28.2	35.7	44.8	56.8					
	854	9.6	15.5	27.2	35.6	47.9	60.1					
	855	11.3	17.6	29.1	37.7	47.1	57.3					
	856	11.1	17.7	27.0	34.0	41.4	50.9					
	857	10.6	16.7	25.1	33.1	42.5	51.2	68.7	89.1	116.8	133.5	155.3
	858	10.8	17.7	26.7	35.3	43.6	53.9	76.4	94.8	124.9	147.1	171.8
	859	10.6	17.6	29.5	37.6	49.6	61.0	81.5	102.4	132.1	153.3	172.2
	860	10.1	16.6	27.3	36.9	46.6	55.6	77.7	98.0	124.6	144.9	166.2
	861	10.4	16.9	29.0	37.3	48.6	60.4	80.7	101.2	132.5	153.3	182.2
	862	10.9	17.9	26.8	36.8	48.0	58.4	78.5	97.9	131.7	152.5	175.7
8 mg/kg	863	10.9	18.2	29.1	36.6	44.6	53.3					
	864	10.5	17.4	28.9	37.2	46.1	53.9					
	865	10.3	16.8	25.6	33.0	42.3	49.7					
	866	10.7	17.3	29.2	37.1	48.2	59.2					
	867	11.5	18.6	30.3	37.6	47.0	58.3					
	868	11.3	19.0	27.6	35.9	44.2	54.2					
	869	10.4	16.6	26.2	35.4	44.1	53.6	75.6	93.5	125.6	143.4	165.3
	870	11.1	17.3	27.9	37.4	47.2	57.8	81.2	100.9	133.8	154.4	178.4
	871	10.9	18.2	28.8	37.4	49.2	60.8	85.0	104.9	133.7	155.1	180.7
	872	10.1	16.8	27.1	36.5	47.9	57.3	76.3	96.6	127.1	149.0	175.8
	873	10.7	18.3	31.0	39.2	50.0	59.6	82.4	103.0	135.3	154.5	179.1
	874	10.7	17.4	27.1	36.1	46.7	57.9	75.0	96.1	132.6	158.2	183.9
50 mg/kg	875	11.0	18.8	29.8	40.0	52.3	63.9					
	876	10.6	17.0	27.2	34.6	44.3	53.7					
	877	10.7	16.4	25.0	32.5	41.5	49.9					
	878	9.8	16.0	27.6	36.5	48.2	58.6					
	879	11.1	16.7	26.7	35.3	44.0	55.9					
	880	11.6	18.9	29.6	40.0	48.4	59.3					
	881	10.9	17.2	28.2	37.2	46.5	58.4	78.3	96.7	125.8	148.2	172.5
	882	11.3	18.8	28.1	37.1	46.4	56.6	79.7	102.2	134.5	155.7	176.4
	883	10.9	18.2	26.7	35.6	46.3	58.8	78.8	94.9	122.0	140.4	163.3
	884	10.3	17.4	26.7	35.7	45.3	57.3	77.9	98.2	127.9	144.5	165.0
	885	11.3	18.1	30.4	39.6	50.9	61.3	84.8	107.0	143.3	169.8	191.8
	886	11.0	17.2	26.3	37.1	47.6	57.8	79.5	95.3	120.7	141.6	162.6

Appendix 4 - continued Individual body weights in juvenile female rats treated orally with 2-chlorophenol for 18 days followed by 63-day withdrawal period

Group and dose	Animal No.	Body weight(g) on day										
		1	4	8	11	15	18	22	25	29	32	36
300 mg/kg	887	10.9	17.7	26.6								
	888	10.2	15.6	23.6	33.8	42.3	49.0					
	889	11.2	16.0	25.7	32.0	42.0	52.4					
	890	10.4	17.0	29.1	36.9	44.4	56.9					
	891	11.0	17.2	24.4	32.0	40.9	51.5					
	892	11.4	17.1	25.8	34.0	42.0	52.6					
	893	10.6	15.6	25.6	33.5	41.3	50.2	69.4	90.3	120.6	145.0	171.1
	894	10.6	16.1	25.4	34.5	42.8	53.5	74.4	94.5	125.7	145.4	169.6
	895	10.9	14.8	25.0	33.9	44.6	55.8	75.3	94.6	121.2	136.3	156.6
	896	10.1	14.9	24.7	34.4	43.6	54.7	73.6	91.5	119.3	136.8	154.3
	897	10.2	17.7	28.7	37.4	47.5	57.9	77.6	98.0	124.1	145.6	161.0
	898	10.6	16.0	24.2	33.0	43.8	52.8	76.4	100.6	135.5	159.1	183.1

No.887(300mg/kg) died on day 9 of treatment.

Appendix 4 - continued Individual body weights in juvenile female rats treated orally with 2-chlorophenol for 18 days followed by 63-day withdrawal period

Group and dose	Animal No.	Body weight(g) on day										
		39	43	46	50	53	57	60	64	67	71	74
Control	851											
	852											
	853											
	854											
	855											
	856											
	857	168.0	179.8	185.5	199.1	210.5	222.6	229.7	240.1	247.3	255.1	256.4
	858	187.6	196.9	210.7	221.6	234.4	251.2	253.6	264.1	279.0	287.7	298.1
	859	184.8	195.1	204.8	213.7	225.0	235.2	244.1	253.4	255.1	267.3	268.6
	860	181.4	195.0	204.5	215.8	222.9	240.2	247.0	251.9	262.3	269.2	272.4
	861	197.9	215.4	231.8	245.5	267.7	277.0	292.8	306.8	317.4	333.4	333.7
	862	193.2	204.0	214.7	227.2	235.8	251.7	264.6	267.1	277.1	285.9	289.2
8 mg/kg	863											
	864											
	865											
	866											
	867											
	868											
	869	179.8	197.9	209.7	221.5	232.4	249.2	256.5	269.7	272.5	287.2	289.5
	870	192.2	203.3	222.9	231.3	242.2	253.2	258.0	269.2	271.6	279.1	291.5
	871	195.6	213.5	230.6	242.2	254.7	267.6	276.4	292.8	289.5	299.5	313.8
	872	195.1	206.3	216.9	227.3	240.8	263.3	264.5	280.3	291.3	301.5	310.5
	873	193.0	208.0	221.4	227.4	233.4	245.6	261.5	271.5	278.6	283.5	289.0
	874	197.8	216.2	220.7	238.4	255.6	273.1	282.2	298.6	302.8	314.2	315.6
50 mg/kg	875											
	876											
	877											
	878											
	879											
	880											
	881	192.9	202.5	204.9	215.1	233.9	247.6	256.7	263.1	266.9	281.3	280.6
	882	191.7	208.8	227.4	239.1	253.7	265.9	273.3	282.3	291.2	301.4	308.6
	883	176.1	190.1	205.6	215.0	227.9	241.8	246.0	258.0	267.9	272.4	279.3
	884	179.8	194.0	202.6	223.7	220.9	231.6	243.5	255.7	266.7	277.6	273.9
	885	207.7	227.3	234.3	249.1	267.1	274.2	297.3	306.0	309.7	325.0	325.3
	886	182.3	198.2	208.3	223.5	237.7	251.8	267.5	273.4	281.5	295.9	298.6

Appendix 4 - continued Individual body weights in juvenile female rats treated orally with 2-chlorophenol for 18 days followed by 63-day withdrawal period

Group and dose	Animal No.	Body weight(g) on day										
		39	43	46	50	53	57	60	64	67	71	74
300 mg/kg	887											
	888											
	889											
	890											
	891											
	892											
	893	185.8	206.7	218.8	239.8	247.6	268.7	277.5	299.7	303.8	320.5	326.0
	894	184.9	205.3	225.7	240.0	251.2	261.7	271.8	279.2	294.6	299.7	308.7
	895	171.8	186.4	196.9	207.4	215.7	229.2	232.6	242.4	251.4	259.6	267.5
	896	167.5	179.7	192.5	207.8	213.2	232.0	240.1	251.0	254.2	267.9	276.5
	897	178.2	195.1	212.9	226.4	240.4	254.7	260.7	265.6	279.7	296.2	300.1
	898	200.0	215.9	234.7	260.7	278.1	285.2	303.7	320.0	331.8	353.7	356.8

Appendix 4 - continued Individual body weights in juvenile female rats treated orally with 2-chlorophenol for 18 days followed by 63-day withdrawal period

Group and dose	Animal No.	Body weight(g) on day 78	81
Control	851		
	852		
	853		
	854		
	855		
	856		
	857	259.8	273.0
	858	301.2	307.3
	859	270.9	284.1
	860	274.6	282.1
	861	343.2	360.5
	862	294.1	301.5
8 mg/kg	863		
	864		
	865		
	866		
	867		
	868		
	869	293.0	297.4
	870	298.5	311.7
	871	314.5	329.6
	872	312.8	313.4
	873	293.1	299.3
	874	322.0	341.0
50 mg/kg	875		
	876		
	877		
	878		
	879		
	880		
	881	281.4	289.3
	882	318.8	328.1
	883	282.6	293.1
	884	283.2	282.3
	885	332.3	343.2
	886	308.2	322.3

Appendix 4 - continued Individual body weights in juvenile female rats treated orally with 2-chlorophenol for 18 days followed by 63-day withdrawal period

Group and dose	Animal No.	Body weight(g) on day 78	81
300 mg/kg	887		
	888		
	889		
	890		
	891		
	892		
	893	330.3	340.8
	894	309.8	314.6
	895	271.8	271.7
	896	285.8	287.5
	897	305.6	308.2
	898	365.7	368.9

Appendix 5 Individual food consumption in juvenile male rats treated orally with 2-chlorophenol for 18 days followed by 63-day withdrawal period

Group and dose	Animal No.	Food consumption(g) on day										
		22	25	29	32	36	39	43	46	50	53	57
Control	807	11.5	15.0	20.7	24.9	24.2	24.7	28.4	32.0	31.3	29.8	33.3
	808	10.2	13.0	16.8	20.5	25.0	25.3	25.6	27.0	30.0	28.7	28.3
	809	10.0	13.4	19.3	22.8	26.3	24.3	27.9	28.5	30.5	30.3	29.8
	810	10.9	14.3	18.3	19.6	25.0	24.2	26.7	27.6	31.5	27.0	32.0
	811	10.4	15.9	20.1	24.5	26.9	28.2	30.0	27.3	33.0	31.6	31.9
	812	12.1	16.2	19.0	23.8	26.1	24.3	28.9	29.1	29.2	30.0	31.9
8 mg/kg	819	13.1	15.3	21.4	25.4	29.6	28.1	32.1	31.6	37.5	35.7	37.1
	820	11.6	15.3	18.0	22.3	25.4	26.9	29.9	32.1	30.6	32.7	35.9
	821	11.9	16.1	18.1	19.8	24.6	24.8	26.5	26.9	32.9	29.7	28.8
	822	12.8	16.4	23.9	26.8	30.2	30.4	31.6	30.7	35.9	36.8	34.5
	823	13.9	17.6	22.4	24.5	28.3	28.1	31.3	33.2	36.0	33.7	32.6
	824	12.3	15.0	19.2	22.9	26.6	27.0	26.9	26.7	27.3	28.2	27.8
50 mg/kg	831	12.6	15.9	19.4	22.8	26.1	25.8	27.7	26.0	32.3	28.4	28.7
	832	12.7	17.5	22.0	26.2	30.7	29.5	30.8	32.8	35.6	33.2	32.0
	833	12.1	15.9	18.8	20.7	22.4	22.8	24.3	25.8	26.2	32.5	28.5
	834	11.7	15.6	21.1	24.0	26.6	26.1	24.9	29.2	30.8	32.6	27.5
	835	13.1	16.0	20.2	22.2	26.1	25.9	30.3	30.8	31.3	29.8	32.5
	836	11.2	14.1	16.9	21.6	24.0	22.9	28.5	32.7	32.5	31.9	31.0
300 mg/kg	843	12.7	15.3	18.4	21.9	24.9	23.2	24.4	30.8	29.6	32.6	29.0
	844	10.9	14.3	16.5	20.4	23.3	22.0	26.8	29.9	30.3	31.0	31.7
	845	10.0	14.0	20.6	23.5	28.3	26.5	30.0	30.4	29.5	31.5	35.2
	846	11.2	14.5	18.1	20.3	24.8	23.7	28.6	29.1	31.9	31.1	30.4
	847	12.2	15.1	17.2	20.1	23.9	24.4	29.2	30.8	27.8	30.7	31.8
	848	10.6	12.3	16.8	22.1	23.4	21.8	25.5	28.8	27.8	26.2	29.1

Appendix 5 - continued Individual food consumption in juvenile male rats treated orally with 2-chlorophenol for 18 days followed by 63-day withdrawal period

Group and dose	Animal No.	Food consumption(g) on day 60	64	67	71	74	78	81
Control	807	32.2	35.7	33.9	31.6	34.7	32.7	30.9
	808	29.6	30.9	28.3	32.8	30.0	29.2	31.1
	809	29.2	33.2	29.6	29.8	29.4	28.2	28.3
	810	28.3	30.4	29.0	30.4	27.6	31.9	30.1
	811	32.2	29.8	30.1	32.1	31.6	33.8	35.5
	812	30.5	28.8	33.6	34.0	33.3	30.3	28.5
8 mg/kg	819	37.3	34.5	36.4	36.9	37.1	33.7	33.4
	820	33.2	33.6	34.7	35.0	31.5	32.1	32.7
	821	27.5	29.6	29.1	31.1	28.0	24.3	26.5
	822	33.2	34.7	32.4	32.6	31.4	34.4	33.3
	823	33.8	33.7	29.4	30.7	31.5	30.4	29.3
	824	31.0	29.1	26.2	30.5	27.5	29.0	29.8
50 mg/kg	831	28.7	29.9	29.8	28.7	30.4	26.7	27.3
	832	37.5	36.4	34.7	34.5	35.6	34.2	36.0
	833	33.5	32.9	30.9	28.7	31.4	29.8	31.3
	834	30.5	29.7	31.6	33.9	29.6	30.6	27.9
	835	29.4	30.6	27.8	31.4	32.4	30.6	29.3
	836	31.4	36.0	34.8	33.7	32.2	32.0	32.0
300 mg/kg	843	29.7	30.1	30.8	28.9	29.7	28.9	29.6
	844	27.6	30.9	31.0	31.1	28.6	33.3	28.6
	845	30.0	33.2	33.1	32.4	32.9	32.5	28.7
	846	29.6	30.3	30.0	32.5	30.6	31.5	29.1
	847	32.9	31.7	34.9	30.2	32.8	29.0	31.1
	848	29.8	29.6	31.1	31.6	31.8	30.7	32.6

Appendix 6 Individual food consumption in juvenile female rats treated orally with 2-chlorophenol for 18 days followed by 63-day withdrawal period

Group and dose	Animal No.	Food consumption(g) on day										
		22	25	29	32	36	39	43	46	50	53	57
Control	857	10.4	12.9	15.2	18.1	18.6	16.8	18.1	18.8	15.9	18.8	20.4
	858	11.0	13.7	15.9	19.0	19.5	19.9	18.6	20.6	21.1	21.7	23.0
	859	11.1	13.8	17.4	17.8	17.4	17.4	19.0	19.7	18.1	19.2	19.7
	860	12.1	16.3	18.3	18.8	19.1	17.9	17.6	19.5	20.2	22.0	19.9
	861	11.8	14.6	19.5	20.4	19.8	22.5	23.7	21.9	23.3	24.5	25.0
	862	12.7	15.8	21.2	22.3	22.0	22.5	22.5	21.3	19.8	22.1	23.8
8 mg/kg	869	12.3	15.2	18.9	17.0	19.4	16.3	19.2	20.0	20.9	22.2	23.9
	870	11.4	15.0	17.9	20.6	21.4	18.9	17.3	22.8	19.6	22.6	22.1
	871	12.7	14.7	18.4	19.2	23.3	19.3	20.8	23.0	22.2	26.3	26.7
	872	9.8	14.3	17.5	20.0	22.0	21.0	21.1	21.2	19.3	21.9	24.7
	873	11.5	14.0	16.3	19.4	19.9	18.8	19.9	19.6	17.3	17.3	19.1
	874	9.5	15.0	19.5	22.4	24.5	21.9	24.5	18.0	20.7	26.2	26.8
50 mg/kg	881	9.5	14.1	15.2	18.2	19.8	21.5	21.1	19.1	19.8	21.4	22.1
	882	11.2	14.6	17.5	19.2	19.8	18.4	18.9	22.0	20.2	22.5	23.2
	883	11.2	12.7	16.1	17.4	17.2	18.8	19.7	19.1	18.5	20.6	20.0
	884	11.3	15.1	19.9	18.8	19.9	21.3	20.8	20.7	25.6	16.6	19.6
	885	12.0	15.3	20.3	22.3	20.3	21.8	24.0	19.1	20.5	25.4	22.0
	886	11.1	13.0	14.7	18.0	20.8	19.2	19.2	19.5	20.9	23.7	23.8
300 mg/kg	893	9.9	13.8	18.5	18.8	20.9	19.5	21.0	20.5	24.4	25.0	26.2
	894	10.5	14.2	19.6	21.4	20.5	20.5	22.2	24.3	24.5	26.9	23.5
	895	10.0	12.8	14.9	15.6	14.8	18.1	18.3	20.3	21.7	19.6	21.4
	896	10.2	12.1	17.5	18.6	17.6	18.3	17.6	20.7	21.8	20.1	21.9
	897	11.0	15.0	17.9	20.6	20.2	20.0	21.2	24.4	23.9	25.4	25.2
	898	12.2	17.1	18.9	23.3	21.1	22.3	21.9	22.2	25.9	28.7	25.3

Appendix 6 - continued Individual food consumption in juvenile female rats treated orally with 2-chlorophenol for 18 days followed by 63-day withdrawal period

Group and dose	Animal No.	Food consumption(g) on day 60	64	67	71	74	78	81
Control	857	20.6	21.2	20.1	21.2	18.5	16.8	21.0
	858	21.4	20.8	24.4	25.6	25.0	24.1	23.2
	859	21.3	20.5	18.2	20.0	16.6	16.0	20.9
	860	20.2	21.4	19.9	20.1	20.3	19.1	20.0
	861	26.6	26.1	27.9	29.1	23.6	23.2	25.1
	862	23.7	21.8	24.3	22.5	20.2	22.9	22.0
8 mg/kg	869	20.4	22.5	23.2	22.4	19.4	21.8	20.2
	870	20.1	22.1	18.1	17.1	23.1	23.5	24.9
	871	23.8	24.5	19.8	19.9	26.2	22.7	27.5
	872	21.0	24.0	25.2	23.2	22.4	21.4	19.7
	873	21.6	19.8	20.5	19.9	18.2	19.5	19.2
	874	25.5	27.5	25.2	25.4	18.4	20.8	25.8
50 mg/kg	881	21.8	23.9	21.5	23.0	19.9	17.5	21.5
	882	20.1	20.3	20.1	18.4	21.5	23.2	21.0
	883	20.0	22.5	20.4	21.2	19.4	17.5	22.4
	884	19.9	22.9	25.8	26.1	20.3	19.3	18.6
	885	28.0	24.9	23.1	27.7	21.9	20.5	24.2
	886	25.2	23.8	23.1	24.4	21.9	22.8	26.8
300 mg/kg	893	25.3	25.8	24.1	26.3	25.4	24.1	24.0
	894	23.5	23.5	26.8	27.3	22.3	22.2	19.7
	895	17.7	18.1	19.0	21.3	23.0	21.6	17.7
	896	20.7	20.8	16.3	24.2	22.9	22.0	20.6
	897	20.0	21.7	24.3	28.9	25.2	23.0	21.6
	898	28.4	30.2	28.5	31.0	25.2	24.7	23.0

Appendix 7 Individual postnatal differentiation in juvenile rats treated orally with 2-chlorophenol for 18 days followed by 63-day withdrawal period

Study No. 49813

Group and dose		Control					
Male							
Animal No.		801	802	803	804	805	806
Pinna detachment	(4 days)	1/1	1/1	1/1	1/1	1/1	1/1
Piliation	(8 days)	1/1	1/1	1/1	1/1	1/1	1/1
Incisor eruption	(10 days)	1/1	1/1	0/1	1/1	1/1	1/1
	(11 days)	-	-	1/1	-	-	-
Eyelid separation	(15 days)	1/1	1/1	1/1	1/1	1/1	1/1
Gait	(15 days)	1/1	1/1	1/1	1/1	1/1	1/1
Descensus testis	(21 days)	1/1	1/1	1/1	1/1	1/1	1/1
Cleavage of the balanopreputial gland							
	(42 days)	-	-	-	-	-	-
	(43 days)	-	-	-	-	-	-
	(44 days)	-	-	-	-	-	-
	(45 days)	-	-	-	-	-	-
	(46 days)	-	-	-	-	-	-
	(47 days)	-	-	-	-	-	-
	(48 days)	-	-	-	-	-	-
Female							
Animal No.		851	852	853	854	855	856
Pinna detachment	(4 days)	1/1	1/1	1/1	1/1	1/1	1/1
Piliation	(8 days)	1/1	1/1	1/1	1/1	1/1	1/1
Incisor eruption	(10 days)	1/1	1/1	1/1	1/1	1/1	0/1
	(11 days)	-	-	-	-	-	1/1
Eyelid separation	(15 days)	1/1	1/1	1/1	1/1	1/1	1/1
Gait	(15 days)	1/1	1/1	1/1	1/1	1/1	1/1
Vaginal opening	(42 days)	-	-	-	-	-	-

Appendix 7 - continued Individual postnatal differentiation in juvenile rats treated orally with 2-chlorophenol for 18 days followed by 63-day withdrawal period

Group and dose		Control					
Male							
Animal No.		807	808	809	810	811	812
Pinna detachment	(4 days)	1/1	1/1	1/1	1/1	1/1	1/1
Piliation	(8 days)	1/1	1/1	1/1	1/1	1/1	1/1
Incisor eruption	(10 days)	0/1	1/1	0/1	1/1	1/1	1/1
	(11 days)	1/1	-	1/1	-	-	-
Eyelid separation	(15 days)	1/1	1/1	1/1	1/1	1/1	1/1
Gait	(15 days)	1/1	1/1	1/1	1/1	1/1	1/1
Descensus testis	(21 days)	1/1	1/1	1/1	1/1	1/1	1/1
Cleavage of the balanopreputial gland							
	(42 days)	0/1	0/1	0/1	0/1	0/1	0/1
	(43 days)	1/1	0/1	0/1	0/1	0/1	0/1
	(44 days)	-	0/1	1/1	1/1	1/1	1/1
	(45 days)	-	0/1	-	-	-	-
	(46 days)	-	1/1	-	-	-	-
	(47 days)	-	-	-	-	-	-
	(48 days)	-	-	-	-	-	-
Female							
Animal No.		857	858	859	860	861	862
Pinna detachment	(4 days)	1/1	1/1	1/1	1/1	1/1	1/1
Piliation	(8 days)	1/1	1/1	1/1	1/1	1/1	1/1
Incisor eruption	(10 days)	1/1	0/1	1/1	1/1	1/1	0/1
	(11 days)	-	1/1	-	-	-	1/1
Eyelid separation	(15 days)	1/1	1/1	1/1	1/1	1/1	1/1
Gait	(15 days)	1/1	1/1	1/1	1/1	1/1	1/1
Vaginal opening	(42 days)	1/1	1/1	1/1	1/1	1/1	1/1

Individual postnatal differentiation in juvenile rats treated orally with 2-chlorophenol for 18 days followed by 63-day withdrawal period

Group and dose		8 mg/kg					
Male							
Animal No.		813	814	815	816	817	818
Pinna detachment	(4 days)	1/1	1/1	1/1	1/1	1/1	1/1
Piliation	(8 days)	1/1	1/1	1/1	1/1	1/1	1/1
Incisor eruption	(10 days)	1/1	1/1	1/1	1/1	1/1	0/1
	(11 days)	-	-	-	-	-	1/1
Eyelid separation	(15 days)	1/1	1/1	1/1	1/1	1/1	1/1
Gait	(15 days)	1/1	1/1	1/1	1/1	1/1	1/1
Descensus testis	(21 days)	1/1	1/1	1/1	1/1	1/1	1/1
Cleavage of the balanopreputial gland							
	(42 days)	-	-	-	-	-	-
	(43 days)	-	-	-	-	-	-
	(44 days)	-	-	-	-	-	-
	(45 days)	-	-	-	-	-	-
	(46 days)	-	-	-	-	-	-
	(47 days)	-	-	-	-	-	-
	(48 days)	-	-	-	-	-	-
Female							
Animal No.		863	864	865	866	867	868
Pinna detachment	(4 days)	1/1	1/1	1/1	1/1	1/1	1/1
Piliation	(8 days)	1/1	1/1	1/1	1/1	1/1	1/1
Incisor eruption	(10 days)	1/1	1/1	0/1	1/1	1/1	1/1
	(11 days)	-	-	1/1	-	-	-
Eyelid separation	(15 days)	1/1	1/1	1/1	1/1	1/1	1/1
Gait	(15 days)	1/1	1/1	1/1	1/1	1/1	1/1
Vaginal opening	(42 days)	-	-	-	-	-	-

Appendix 7 - continued Individual postnatal differentiation in juvenile rats treated orally with 2-chlorophenol for 18 days followed by 63-day withdrawal period

Study No.49813

Group and dose		8 mg/kg					
Male							
Animal No.		819	820	821	822	823	824
Pinna detachment	(4 days)	1/1	1/1	1/1	1/1	1/1	1/1
Piliation	(8 days)	1/1	1/1	1/1	1/1	1/1	1/1
Incisor eruption	(10 days)	1/1	1/1	1/1	1/1	1/1	1/1
	(11 days)	-	-	-	-	-	-
Eyelid separation	(15 days)	1/1	1/1	1/1	1/1	1/1	1/1
Gait	(15 days)	1/1	1/1	1/1	1/1	1/1	1/1
Descensus testis	(21 days)	1/1	1/1	1/1	1/1	1/1	1/1
Cleavage of the balanopreputial gland							
	(42 days)	0/1	0/1	0/1	0/1	0/1	0/1
	(43 days)	0/1	0/1	0/1	0/1	0/1	0/1
	(44 days)	1/1	0/1	0/1	1/1	1/1	0/1
	(45 days)	-	1/1	0/1	-	-	0/1
	(46 days)	-	-	1/1	-	-	1/1
	(47 days)	-	-	-	-	-	-
	(48 days)	-	-	-	-	-	-
Female							
Animal No.		869	870	871	872	873	874
Pinna detachment	(4 days)	1/1	1/1	1/1	1/1	1/1	1/1
Piliation	(8 days)	1/1	1/1	1/1	1/1	1/1	1/1
Incisor eruption	(10 days)	1/1	1/1	1/1	0/1	1/1	1/1
	(11 days)	-	-	-	1/1	-	-
Eyelid separation	(15 days)	1/1	1/1	1/1	1/1	1/1	1/1
Gait	(15 days)	1/1	1/1	1/1	1/1	1/1	1/1
Vaginal opening	(42 days)	1/1	1/1	1/1	1/1	1/1	1/1

Appendix 7 - continued Individual postnatal differentiation in juvenile rats treated orally with 2-chlorophenol for 18 days followed by 63-day withdrawal period Study No.49813

Group and dose		50 mg/kg					
Male							
Animal No.		825	826	827	828	829	830
Pinna detachment	(4 days)	1/1	1/1	1/1	1/1	1/1	1/1
Piliation	(8 days)	1/1	1/1	1/1	1/1	1/1	1/1
Incisor eruption	(10 days)	0/1	1/1	0/1	1/1	0/1	1/1
	(11 days)	1/1	-	1/1	-	1/1	-
Eyelid separation	(15 days)	1/1	1/1	1/1	1/1	1/1	1/1
Gait	(15 days)	1/1	1/1	1/1	1/1	1/1	1/1
Descensus testis	(21 days)	1/1	1/1	1/1	1/1	1/1	1/1
Cleavage of the balanopreputial gland							
	(42 days)	-	-	-	-	-	-
	(43 days)	-	-	-	-	-	-
	(44 days)	-	-	-	-	-	-
	(45 days)	-	-	-	-	-	-
	(46 days)	-	-	-	-	-	-
	(47 days)	-	-	-	-	-	-
	(48 days)	-	-	-	-	-	-
Female							
Animal No.		875	876	877	878	879	880
Pinna detachment	(4 days)	1/1	1/1	1/1	1/1	1/1	1/1
Piliation	(8 days)	1/1	1/1	1/1	1/1	1/1	1/1
Incisor eruption	(10 days)	1/1	1/1	0/1	1/1	1/1	1/1
	(11 days)	-	-	1/1	-	-	-
Eyelid separation	(15 days)	1/1	1/1	1/1	1/1	1/1	1/1
Gait	(15 days)	1/1	1/1	1/1	1/1	1/1	1/1
Vaginal opening	(42 days)	-	-	-	-	-	-

Appendix 7 - continued Individual postnatal differentiation in juvenile rats treated orally with 2-chlorophenol for 18 days followed by 63-day withdrawal period Study No. 49813

Group and dose		50 mg/kg					
Male							
Animal No.		831	832	833	834	835	836
Pinna detachment	(4 days)	1/1	1/1	1/1	1/1	1/1	1/1
Piliation	(8 days)	1/1	1/1	1/1	1/1	1/1	1/1
Incisor eruption	(10 days)	1/1	1/1	1/1	1/1	1/1	1/1
	(11 days)	-	-	-	-	-	-
Eyelid separation	(15 days)	1/1	1/1	1/1	1/1	1/1	1/1
Gait	(15 days)	1/1	1/1	1/1	1/1	1/1	1/1
Descensus testis	(21 days)	1/1	1/1	1/1	1/1	1/1	1/1
Cleavage of the balanopreputial gland							
	(42 days)	0/1	0/1	0/1	0/1	0/1	0/1
	(43 days)	0/1	1/1	0/1	0/1	0/1	0/1
	(44 days)	1/1	-	1/1	1/1	1/1	1/1
	(45 days)	-	-	-	-	-	-
	(46 days)	-	-	-	-	-	-
	(47 days)	-	-	-	-	-	-
	(48 days)	-	-	-	-	-	-
Female							
Animal No.		881	882	883	884	885	886
Pinna detachment	(4 days)	1/1	1/1	1/1	1/1	1/1	1/1
Piliation	(8 days)	1/1	1/1	1/1	1/1	1/1	1/1
Incisor eruption	(10 days)	1/1	1/1	1/1	1/1	0/1	0/1
	(11 days)	-	-	-	-	1/1	1/1
Eyelid separation	(15 days)	1/1	1/1	1/1	1/1	1/1	1/1
Gait	(15 days)	1/1	1/1	1/1	1/1	1/1	1/1
Vaginal opening	(42 days)	1/1	1/1	1/1	1/1	1/1	1/1

Appendix 7 - continued Individual postnatal differentiation in juvenile rats treated orally with 2-chlorophenol for 18 days followed by 63-day withdrawal period

Group and dose		300 mg/kg					
Male							
Animal No.		837	838	839	840	841	842
Pinna detachment	(4 days)	1/1	1/1	1/1	1/1	1/1	1/1
Piliation	(8 days)	1/1	1/1	1/1	1/1	1/1	1/1
Incisor eruption	(10 days)	1/1	1/1	1/1	1/1	1/1	0/1
	(11 days)	-	-	-	-	-	1/1
Eyelid separation	(15 days)	1/1	1/1	1/1	1/1	1/1	1/1
Gait	(15 days)	1/1	1/1	1/1	1/1	1/1	1/1
Descensus testis	(21 days)	1/1	1/1	1/1	1/1	1/1	1/1
Cleavage of the balanopreputial gland							
	(42 days)	-	-	-	-	-	-
	(43 days)	-	-	-	-	-	-
	(44 days)	-	-	-	-	-	-
	(45 days)	-	-	-	-	-	-
	(46 days)	-	-	-	-	-	-
	(47 days)	-	-	-	-	-	-
	(48 days)	-	-	-	-	-	-
Female							
Animal No.		887	888	889	890	891	892
Pinna detachment	(4 days)	1/1	1/1	1/1	1/1	1/1	1/1
Piliation	(8 days)	1/1	1/1	1/1	1/1	1/1	1/1
Incisor eruption	(10 days)	1/1	1/1	0/1	1/1	0/1	1/1
	(11 days)	-	-	1/1	-	1/1	-
Eyelid separation	(15 days)	-	1/1	1/1	1/1	1/1	1/1
Gait	(15 days)	-	1/1	1/1	1/1	1/1	1/1
Vaginal opening	(42 days)	-	-	-	-	-	-

Appendix 7 - continued Individual postnatal differentiation in juvenile rats treated orally with 2-chlorophenol for 18 days followed by 63-day withdrawal period Study No. 49813

Group and dose		300 mg/kg					
Male							
Animal No.		843	844	845	846	847	848
Pinna detachment	(4 days)	1/1	1/1	1/1	1/1	1/1	1/1
Piliation	(8 days)	1/1	1/1	1/1	1/1	1/1	1/1
Incisor eruption	(10 days)	1/1	1/1	1/1	1/1	1/1	1/1
	(11 days)	-	-	-	-	-	-
Eyelid separation	(15 days)	1/1	1/1	1/1	1/1	1/1	1/1
Gait	(15 days)	1/1	1/1	1/1	1/1	1/1	1/1
Descensus testis	(21 days)	1/1	1/1	1/1	1/1	1/1	1/1
Cleavage of the balanopreputial gland							
	(42 days)	0/1	0/1	0/1	0/1	0/1	0/1
	(43 days)	0/1	0/1	1/1	0/1	0/1	0/1
	(44 days)	0/1	1/1	-	0/1	1/1	1/1
	(45 days)	1/1	-	-	0/1	-	-
	(46 days)	-	-	-	0/1	-	-
	(47 days)	-	-	-	0/1	-	-
	(48 days)	-	-	-	1/1	-	-
Female							
Animal No.		893	894	895	896	897	898
Pinna detachment	(4 days)	1/1	1/1	1/1	1/1	1/1	1/1
Piliation	(8 days)	1/1	1/1	1/1	1/1	1/1	1/1
Incisor eruption	(10 days)	1/1	0/1	1/1	1/1	1/1	1/1
	(11 days)	-	1/1	-	-	-	-
Eyelid separation	(15 days)	1/1	1/1	1/1	1/1	1/1	1/1
Gait	(15 days)	1/1	1/1	1/1	1/1	1/1	1/1
Vaginal opening	(42 days)	1/1	1/1	1/1	1/1	1/1	1/1

Appendix 8 Individual results of function test in juvenile rats treated orally with 2-chlorophenol for 18 days followed by 63-day withdrawal period

Study No. 49813

Group and dose		Control					
Male							
Animal No.		801	802	803	804	805	806
Righting reflex	(5 days)	1/1	0/1	1/1	1/1	1/1	0/1
	(6 days)	-	1/1	-	-	-	1/1
Ipsilateral flexor reflex	(5 days)	1/1	1/1	1/1	1/1	1/1	1/1
Visual placing	(16 days)	1/1	1/1	1/1	1/1	1/1	1/1
Preyer's reflex 500 Hz(60 dB)	(28 days)	-	-	-	-	-	-
Preyer's reflex 20000 Hz(60 dB)	(28 days)	-	-	-	-	-	-
Female							
Animal No.		851	852	853	854	855	856
Righting reflex	(5 days)	1/1	1/1	1/1	1/1	1/1	1/1
	(6 days)	-	-	-	-	-	-
	(7 days)	-	-	-	-	-	-
Ipsilateral flexor reflex	(5 days)	1/1	1/1	1/1	1/1	1/1	1/1
Visual placing	(16 days)	1/1	1/1	1/1	1/1	1/1	1/1
Preyer's reflex 500 Hz(60 dB)	(28 days)	-	-	-	-	-	-
Preyer's reflex 20000 Hz(60 dB)	(28 days)	-	-	-	-	-	-

Appendix 8 - continued

Individual results of function test in juvenile rats treated orally with 2-chlorophenol for 18 days followed by 63-day withdrawal period

Study No. 49813

Group and dose		Control					
Male							
Animal No.		807	808	809	810	811	812
Righting reflex	(5 days)	1/1	1/1	1/1	1/1	1/1	1/1
	(6 days)	-	-	-	-	-	-
Ipsilateral flexor reflex	(5 days)	1/1	1/1	1/1	1/1	1/1	1/1
Visual placing	(16 days)	1/1	1/1	1/1	1/1	1/1	1/1
Preyer's reflex 500 Hz(60 dB)	(28 days)	1/1	1/1	1/1	1/1	1/1	1/1
Preyer's reflex 20000 Hz(60 dB)	(28 days)	1/1	1/1	1/1	1/1	1/1	1/1
Female							
Animal No.		857	858	859	860	861	862
Righting reflex	(5 days)	1/1	1/1	1/1	0/1	1/1	1/1
	(6 days)	-	-	-	1/1	-	-
	(7 days)	-	-	-	-	-	-
Ipsilateral flexor reflex	(5 days)	1/1	1/1	1/1	1/1	1/1	1/1
Visual placing	(16 days)	1/1	1/1	1/1	1/1	1/1	1/1
Preyer's reflex 500 Hz(60 dB)	(28 days)	1/1	1/1	1/1	1/1	1/1	1/1
Preyer's reflex 20000 Hz(60 dB)	(28 days)	1/1	1/1	1/1	1/1	1/1	1/1

Appendix 8 - continued

Individual results of function test in juvenile rats treated orally with 2-chlorophenol for 18 days followed by 63-day withdrawal period

Study No.49813

Group and dose		8 mg/kg					
Male							
Animal No.		813	814	815	816	817	818
Righting reflex	(5 days)	1/1	1/1	1/1	1/1	1/1	1/1
	(6 days)	-	-	-	-	-	-
Ipsilateral flexor reflex	(5 days)	1/1	1/1	1/1	1/1	1/1	1/1
Visual placing	(16 days)	1/1	1/1	1/1	1/1	1/1	1/1
Preyer's reflex 500 Hz(60 dB)	(28 days)	-	-	-	-	-	-
Preyer's reflex 20000 Hz(60 dB)	(28 days)	-	-	-	-	-	-
Female							
Animal No.		863	864	865	866	867	868
Righting reflex	(5 days)	1/1	1/1	1/1	1/1	1/1	1/1
	(6 days)	-	-	-	-	-	-
	(7 days)	-	-	-	-	-	-
Ipsilateral flexor reflex	(5 days)	1/1	1/1	1/1	1/1	1/1	1/1
Visual placing	(16 days)	1/1	1/1	1/1	1/1	1/1	1/1
Preyer's reflex 500 Hz(60 dB)	(28 days)	-	-	-	-	-	-
Preyer's reflex 20000 Hz(60 dB)	(28 days)	-	-	-	-	-	-

Appendix 8 - continued Individual results of function test in juvenile rats treated orally with 2-chlorophenol for 18 days followed by 63-day withdrawal period Study No.49813

Group and dose		8 mg/kg					
Male							
Animal No.		819	820	821	822	823	824
Righting reflex	(5 days)	1/1	0/1	1/1	1/1	1/1	1/1
	(6 days)	-	1/1	-	-	-	-
Ipsilateral flexor reflex	(5 days)	1/1	1/1	1/1	1/1	1/1	1/1
Visual placing	(16 days)	1/1	1/1	1/1	1/1	1/1	1/1
Preyer's reflex 500 Hz(60 dB)	(28 days)	1/1	1/1	1/1	1/1	1/1	1/1
Preyer's reflex 20000 Hz(60 dB)	(28 days)	1/1	1/1	1/1	1/1	1/1	1/1
Female							
Animal No.		869	870	871	872	873	874
Righting reflex	(5 days)	1/1	1/1	1/1	1/1	1/1	1/1
	(6 days)	-	-	-	-	-	-
	(7 days)	-	-	-	-	-	-
Ipsilateral flexor reflex	(5 days)	1/1	1/1	1/1	1/1	1/1	1/1
Visual placing	(16 days)	1/1	1/1	1/1	1/1	1/1	1/1
Preyer's reflex 500 Hz(60 dB)	(28 days)	1/1	1/1	1/1	1/1	1/1	1/1
Preyer's reflex 20000 Hz(60 dB)	(28 days)	1/1	1/1	1/1	1/1	1/1	1/1

Appendix 8 - continued Individual results of function test in juvenile rats treated orally with 2-chlorophenol for 18 days followed by 63-day withdrawal period Study No.49813

Group and dose		50 mg/kg					
Male							
Animal No.		825	826	827	828	829	830
Righting reflex	(5 days)	1/1	1/1	1/1	1/1	1/1	0/1
	(6 days)	-	-	-	-	-	1/1
Ipsilateral flexor reflex	(5 days)	1/1	1/1	1/1	1/1	1/1	1/1
Visual placing	(16 days)	1/1	1/1	1/1	1/1	1/1	1/1
Preyer's reflex 500 Hz(60 dB)	(28 days)	-	-	-	-	-	-
Preyer's reflex 20000 Hz(60 dB)	(28 days)	-	-	-	-	-	-
Female							
Animal No.		875	876	877	878	879	880
Righting reflex	(5 days)	1/1	1/1	1/1	1/1	1/1	1/1
	(6 days)	-	-	-	-	-	-
	(7 days)	-	-	-	-	-	-
Ipsilateral flexor reflex	(5 days)	1/1	1/1	1/1	1/1	1/1	1/1
Visual placing	(16 days)	1/1	1/1	1/1	1/1	1/1	1/1
Preyer's reflex 500 Hz(60 dB)	(28 days)	-	-	-	-	-	-
Preyer's reflex 20000 Hz(60 dB)	(28 days)	-	-	-	-	-	-

Appendix 8 - continued

Individual results of function test in juvenile rats treated orally with 2-chlorophenol for 18 days followed by 63-day withdrawal period

Study No.49813

Group and dose		50 mg/kg					
Male							
Animal No.		831	832	833	834	835	836
Righting reflex	(5 days)	1/1	1/1	1/1	1/1	1/1	1/1
	(6 days)	-	-	-	-	-	-
Ipsilateral flexor reflex	(5 days)	1/1	1/1	1/1	1/1	1/1	1/1
Visual placing	(16 days)	1/1	1/1	1/1	1/1	1/1	1/1
Preyer's reflex 500 Hz(60 dB)	(28 days)	1/1	1/1	1/1	1/1	1/1	1/1
Preyer's reflex 20000 Hz(60 dB)	(28 days)	1/1	1/1	1/1	1/1	1/1	1/1
Female							
Animal No.		881	882	883	884	885	886
Righting reflex	(5 days)	1/1	1/1	1/1	0/1	1/1	1/1
	(6 days)	-	-	-	1/1	-	-
	(7 days)	-	-	-	-	-	-
Ipsilateral flexor reflex	(5 days)	1/1	1/1	1/1	1/1	1/1	1/1
Visual placing	(16 days)	1/1	1/1	1/1	1/1	1/1	1/1
Preyer's reflex 500 Hz(60 dB)	(28 days)	1/1	1/1	1/1	1/1	1/1	1/1
Preyer's reflex 20000 Hz(60 dB)	(28 days)	1/1	1/1	1/1	1/1	1/1	1/1

Appendix 8 - continued

Individual results of function test in juvenile rats treated orally with 2-chlorophenol for 18 days followed by 63-day withdrawal period

Study No. 49813

Group and dose		300 mg/kg					
Male							
Animal No.		837	838	839	840	841	842
Righting reflex	(5 days)	1/1	1/1	1/1	1/1	1/1	1/1
	(6 days)	-	-	-	-	-	-
Ipsilateral flexor reflex	(5 days)	1/1	1/1	1/1	1/1	1/1	1/1
Visual placing	(16 days)	1/1	1/1	1/1	1/1	1/1	1/1
Preyer's reflex 500 Hz(60 dB)	(28 days)	-	-	-	-	-	-
Preyer's reflex 20000 Hz(60 dB)	(28 days)	-	-	-	-	-	-
Female							
Animal No.		887	888	889	890	891	892
Righting reflex	(5 days)	1/1	1/1	0/1	1/1	1/1	1/1
	(6 days)	-	-	0/1	-	-	-
	(7 days)	-	-	1/1	-	-	-
Ipsilateral flexor reflex	(5 days)	1/1	1/1	1/1	1/1	1/1	1/1
Visual placing	(16 days)	-	1/1	1/1	1/1	1/1	1/1
Preyer's reflex 500 Hz(60 dB)	(28 days)	-	-	-	-	-	-
Preyer's reflex 20000 Hz(60 dB)	(28 days)	-	-	-	-	-	-

Appendix 8 - continued Individual results of function test in juvenile rats treated orally with 2-chlorophenol for 18 days followed by 63-day withdrawal period Study No.49813

Group and dose		300 mg/kg					
Male							
Animal No.		843	844	845	846	847	848
Righting reflex	(5 days)	1/1	1/1	1/1	1/1	1/1	1/1
	(6 days)	-	-	-	-	-	-
Ipsilateral flexor reflex	(5 days)	1/1	1/1	1/1	1/1	1/1	1/1
Visual placing	(16 days)	1/1	1/1	1/1	1/1	1/1	1/1
Preyer's reflex 500 Hz(60 dB)	(28 days)	1/1	1/1	1/1	1/1	1/1	1/1
Preyer's reflex 20000 Hz(60 dB)	(28 days)	1/1	1/1	1/1	1/1	1/1	1/1
Female							
Animal No.		893	894	895	896	897	898
Righting reflex	(5 days)	1/1	1/1	1/1	1/1	1/1	1/1
	(6 days)	-	-	-	-	-	-
	(7 days)	-	-	-	-	-	-
Ipsilateral flexor reflex	(5 days)	1/1	1/1	1/1	1/1	1/1	1/1
Visual placing	(16 days)	1/1	1/1	1/1	1/1	1/1	1/1
Preyer's reflex 500 Hz(60 dB)	(28 days)	1/1	1/1	1/1	1/1	1/1	1/1
Preyer's reflex 20000 Hz(60 dB)	(28 days)	1/1	1/1	1/1	1/1	1/1	1/1

Appendix 9 Individual urinary findings in juvenile male rats treated orally with 2-chlorophenol for 18 days followed by 63-day withdrawal period

Group and dose	Animal No.	Urine volume (mL/24hr)	Osmotic pressure (Osm/kg)	Specific gravity
Control	807	33.4	0.858	1.025
	808	15.0	1.466	1.045
	809	52.2	0.616	1.016
	810	16.4	1.357	1.041
	811	53.1	0.651	1.018
	812	19.4	1.486	1.045
8 mg/kg	819	63.2	0.596	1.016
	820	26.9	1.122	1.033
	821	26.2	0.895	1.029
	822	13.6	1.669	1.050
	823	62.8	0.442	1.013
	824	17.5	1.290	1.038
50 mg/kg	831	40.3	0.615	1.020
	832	70.4	0.555	1.016
	833	27.9	0.816	1.025
	834	26.6	1.016	1.031
	835	44.0	0.667	1.020
	836	27.2	0.987	1.031
300 mg/kg	843	69.0	0.391	1.012
	844	51.5	0.529	1.017
	845	23.7	1.251	1.038
	846	33.2	0.826	1.026
	847	22.0	1.220	1.039
	848	10.2	2.144	1.064

Appendix 9 - continued Individual urinary findings in juvenile male rats treated orally with 2-chlorophenol for 18 days followed by 63-day withdrawal period

Group and dose	Animal No.	Color	pH	Protein	Glucose	Ketone body	Bilirubin	Occult blood	Urobilinogen (mg/dL)
Control	807	Y	8.0	+	-	-	-	-	<1
	808	Y	8.0	+	-	-	-	-	<1
	809	PY	8.5	±	-	-	-	-	<1
	810	Y	8.0	++	-	-	-	-	<1
	811	PY	8.0	+	-	-	-	-	<1
	812	Y	7.5	±	-	-	-	-	<1
8 mg/kg	819	PY	8.0	+	-	-	-	-	<1
	820	Y	8.0	+	-	-	-	+	<1
	821	Y	8.0	+	-	-	-	-	<1
	822	Y	8.0	+	-	-	-	-	<1
	823	PY	8.0	±	-	-	-	-	<1
	824	Y	8.0	++	-	-	-	-	<1
50 mg/kg	831	PY	8.0	+	-	-	-	-	<1
	832	PY	8.0	+	-	-	-	-	<1
	833	PY	8.0	±	-	-	-	-	<1
	834	Y	8.0	±	-	-	-	-	<1
	835	PY	8.0	±	-	-	-	-	<1
	836	PY	8.0	+	-	-	-	-	<1
300 mg/kg	843	PY	8.0	±	-	-	-	-	<1
	844	PY	8.0	+	-	-	-	-	<1
	845	Y	8.0	+	-	-	-	-	<1
	846	PY	8.5	-	-	-	-	-	<1
	847	Y	7.5	++	-	-	-	+	<1
	848	Y	8.0	+	-	-	-	-	<1

Abbreviation: PY, pale yellow Y, yellow.
Grade sign: -, none ±, trace +, mild ++, moderate +++, marked ++++, very marked.

Appendix 9 - continued Individual urinary findings in juvenile male rats treated orally with 2-chlorophenol for 18 days followed by 63-day withdrawal period

Group and dose	Animal No.	Urinary sediment				
		Epithelial cells	Erythrocytes	Leukocytes	Casts	Crystals
Control	807	-	-	-	-	-
	808	-	-	-	-	-
	809	-	-	-	-	-
	810	-	-	-	-	+++
	811	-	-	-	-	+++
	812	-	-	-	-	-
8 mg/kg	819	-	-	-	-	-
	820	-	-	-	-	-
	821	-	-	-	-	-
	822	-	-	-	-	-
	823	-	-	-	-	+++
	824	-	-	-	-	++
50 mg/kg	831	-	-	-	-	-
	832	-	-	-	-	+
	833	-	-	-	-	-
	834	-	-	-	-	-
	835	-	-	-	-	-
	836	-	-	-	-	-
300 mg/kg	843	-	-	-	-	-
	844	-	-	-	-	-
	845	-	-	-	-	-
	846	-	-	-	-	-
	847	-	-	-	-	+++
	848	-	-	-	-	-

Grade signs are as follows.
Epithelial cells: -, < 3/field; +, 3/field ≦ and < 10/field; ++, 10/field ≦ and < 20/field; +++, ≧ 20/field.
Erythrocytes : -, < 10/field; +, 10/field ≦ and < 30/field; ++, 30/field ≦ and < 100/field; +++, countless.
Leukocytes : -, < 3/field; +, 3/field ≦ and < 20/field; ++, 20/field ≦ and < 40/field; +++, ≧ 40/field.
Casts : -, none; +, ≧ 1/all field.
Crystals : -, < 10/field; +, 10/field ≦ and < 20/field; ++, 20/field ≦ and < 30/field; +++, countless.

Appendix 10 Individual urinary findings in juvenile female rats treated orally with 2-chlorophenol for 18 days followed by 63-day withdrawal period

Group and dose	Animal No.	Urine volume (mL/24hr)	Osmotic pressure (Osm/kg)	Specific gravity
Control	857	7.2	1.775	1.056
	858	14.1	0.872	1.027
	859	11.7	1.184	1.036
	860	9.8	1.147	1.037
	861	25.5	0.748	1.023
	862	27.1	0.683	1.022
8 mg/kg	869	20.0	0.943	1.024
	870	25.8	0.674	1.021
	871	14.0	0.906	1.029
	872	11.8	1.098	1.034
	873	18.3	0.887	1.028
	874	9.8	1.538	1.049
50 mg/kg	881	15.1	0.952	1.029
	882	8.6	1.284	1.041
	883	11.4	1.013	1.031
	884	26.1	0.681	1.020
	885	17.9	1.038	1.032
	886	16.8	1.219	1.039
300 mg/kg	893	20.5	0.721	1.022
	894	8.7	1.335	1.042
	895	11.3	0.920	1.028
	896	19.0	0.626	1.019
	897	33.8	0.486	1.014
	898	14.6	1.209	1.037

Appendix 10 - continued Individual urinary findings in juvenile female rats treated orally with 2-chlorophenol for 18 days followed by 63-day withdrawal period

Group and dose	Animal No.	Color	pH	Protein	Glucose	Ketone body	Bilirubin	Occult blood	Urobilinogen (mg/dL)
Control	857	Y	7.5	+	-	-	-	-	<1
	858	PY	7.5	-	-	-	-	-	<1
	859	Y	8.0	-	-	-	-	-	<1
	860	Y	6.5	-	-	-	-	-	<1
	861	PY	8.5	±	-	-	-	-	<1
	862	PY	8.0	-	-	-	-	-	<1
8 mg/kg	869	PY	8.0	±	-	-	-	-	<1
	870	PY	8.0	±	-	-	-	-	<1
	871	Y	8.0	±	-	-	-	-	<1
	872	Y	8.0	-	-	-	-	-	<1
	873	Y	7.5	-	-	-	-	-	<1
	874	Y	8.0	±	-	-	-	-	<1
50 mg/kg	881	Y	8.0	-	-	-	-	-	<1
	882	Y	8.0	-	-	-	-	-	<1
	883	Y	8.0	-	-	-	-	-	<1
	884	PY	8.0	-	-	-	-	-	<1
	885	Y	8.0	±	-	-	-	-	<1
	886	Y	8.0	±	-	-	-	-	<1
300 mg/kg	893	PY	7.5	-	-	-	-	-	<1
	894	Y	7.5	-	-	-	-	+	<1
	895	Y	8.0	±	-	-	-	-	<1
	896	PY	7.5	-	-	-	-	-	<1
	897	PY	8.0	-	-	-	-	-	<1
	898	Y	8.0	-	-	-	-	-	<1

Abbreviation: PY, pale yellow Y, yellow.
Grade sign: -, none ±, trace +, mild ++, moderate +++, marked ++++, very marked.

Appendix 10 - continued Individual urinary findings in juvenile female rats treated orally with 2-chlorophenol for 18 days followed by 63-day withdrawal period

Group and dose	Animal No.	Urinary sediment				
		Epithelial cells	Erythrocytes	Leukocytes	Casts	Crystals
Control	857	-	-	-	-	+++
	858	-	-	-	-	+
	859	-	-	-	-	+++
	860	-	-	-	-	-
	861	-	-	-	-	-
	862	-	-	-	-	-
8 mg/kg	869	-	-	-	-	-
	870	-	-	-	-	-
	871	-	-	-	-	-
	872	-	-	-	-	-
	873	-	-	-	-	-
	874	-	-	-	-	-
50 mg/kg	881	-	-	-	-	-
	882	-	-	-	-	-
	883	-	-	-	-	-
	884	-	-	-	-	-
	885	-	-	-	-	-
	886	-	-	-	-	-
300 mg/kg	893	-	-	-	-	-
	894	-	-	-	-	-
	895	-	-	-	-	+
	896	-	-	-	-	-
	897	-	-	-	-	-
	898	-	-	-	-	-

Grade signs are as follows.
Epithelial cells: -, < 3/field; +, 3/field ≦ and < 10/field; ++, 10/field ≦ and < 20/field; +++, ≧ 20/field.
Erythrocytes : -, < 10/field; +, 10/field ≦ and < 30/field; ++, 30/field ≦ and < 100/field; +++, countless.
Leukocytes : -, < 3/field; +, 3/field ≦ and < 20/field; ++, 20/field ≦ and < 40/field; +++, ≧ 40/field.
Casts : -, none; +, ≧ 1/all field.
Crystals : -, < 10/field; +, 10/field ≦ and < 20/field; ++, 20/field ≦ and < 30/field; +++, countless.

Appendix 11 Individual hematological findings in juvenile male rats treated orally with 2-chlorophenol for 18 days

Group and dose	Animal No.	Leukocytes (10^2 /μL)	Erythrocytes (10^4 /μL)	Hemoglobin (g/dL)	Hematocrit (%)	MCV (fL)	MCH (pg)	MCHC (%)	Platelets (10^4 /μL)
Control	801	61	441	9.1	32.8	74	20.6	27.7	112.5
	802	38	505	9.7	34.4	68	19.2	28.2	112.8
	803	74	518	9.4	34.7	67	18.1	27.1	112.6
	804	47	469	9.2	32.6	70	19.6	28.2	121.0
	805	76	451	8.0	29.5	65	17.7	27.1	111.0
	806	95	422	8.7	31.3	74	20.6	27.8	124.9
8 mg/kg	813	60	486	9.7	35.0	72	20.0	27.7	88.1
	814	45	532	10.1	36.3	68	19.0	27.8	91.0
	815	79	478	8.9	32.2	67	18.6	27.6	119.3
	816	81	447	9.2	32.4	72	20.6	28.4	112.5
	817	127	470	8.6	33.5	71	18.3	25.7	112.1
	818	67	436	8.7	31.2	72	20.0	27.9	121.7
50 mg/kg	825	105	468	9.7	34.9	75	20.7	27.8	108.0
	826	78	496	9.7	34.9	70	19.6	27.8	107.8
	827	71	458	9.1	32.9	72	19.9	27.7	118.5
	828	91	484	9.4	34.3	71	19.4	27.4	114.4
	829	109	490	8.9	34.6	71	18.2	25.7	112.2
	830	94	431	8.5	30.8	71	19.7	27.6	124.4
300 mg/kg	837	84	491	9.9	36.6	75	20.2	27.0	101.2
	838	100	482	9.6	36.3	75	19.9	26.4	100.3
	839	125	437	8.7	32.7	75	19.9	26.6	109.5
	840	97	472	9.0	34.1	72	19.1	26.4	117.4
	841	109	462	8.7	33.2	72	18.8	26.2	107.9
	842	89	503	9.7	34.4	68	19.3	28.2	107.4

Appendix 11 - continued Individual hematological findings in juvenile male rats treated orally with 2-chlorophenol for 18 days

Group and dose	Animal No.	Differential leukocyte count					
		Eosinophil (%)	Stab neutrophil (%)	Segmented neutrophil (%)	Lymphocyte (%)	Basophil (%)	Monocyte (%)
Control	801	1.0	1.0	15.0	81.0	0.0	2.0
	802	0.0	0.0	15.0	83.0	0.0	2.0
	803	1.0	0.0	20.0	77.0	0.0	2.0
	804	1.0	0.0	20.0	78.0	0.0	1.0
	805	0.0	1.0	6.0	89.0	0.0	4.0
	806	1.0	2.0	13.0	80.0	0.0	4.0
8 mg/kg	813	0.0	1.0	12.0	87.0	0.0	0.0
	814	2.0	2.0	11.0	82.0	0.0	3.0
	815	2.0	0.0	15.0	78.0	0.0	5.0
	816	1.0	0.0	16.0	82.0	0.0	1.0
	817	0.0	0.0	7.0	90.0	0.0	3.0
	818	0.0	0.0	5.0	91.0	0.0	4.0
50 mg/kg	825	0.0	0.0	20.0	76.0	0.0	4.0
	826	0.0	1.0	33.0	66.0	0.0	0.0
	827	0.0	1.0	18.0	76.0	0.0	5.0
	828	0.0	0.0	10.0	88.0	0.0	2.0
	829	1.0	0.0	15.0	81.0	0.0	3.0
	830	0.0	0.0	19.0	78.0	0.0	3.0
300 mg/kg	837	0.0	0.0	13.0	84.0	0.0	3.0
	838	0.0	1.0	14.0	84.0	0.0	1.0
	839	0.0	0.0	13.0	84.0	0.0	3.0
	840	1.0	0.0	7.0	91.0	0.0	1.0
	841	0.0	1.0	11.0	87.0	0.0	1.0
	842	1.0	2.0	16.0	80.0	0.0	1.0

Appendix 12 Individual hematological findings in juvenile female rats treated orally with 2-chlorophenol for 18 days followed by 63-day withdrawal period

Group and dose	Animal No.	Leukocytes (10^2 /μL)	Erythrocytes (10^4 /μL)	Hemoglobin (g/dL)	Hematocrit (%)	MCV (fL)	MCH (pg)	MCHC (%)	Platelets (10^4 /μL)
Control	851	74	495	9.8	35.9	73	19.8	27.3	118.1
	852	50	514	10.0	34.8	68	19.5	28.7	108.2
	853	68	505	9.6	35.3	70	19.0	27.2	85.5
	854	81	493	9.1	32.8	67	18.5	27.7	116.9
	855	83	542	10.0	36.2	67	18.5	27.6	108.2
	856	74	497	9.8	34.8	70	19.7	28.2	95.1
8 mg/kg	863	58	502	9.7	35.4	71	19.3	27.4	118.5
	864	56	521	9.8	36.2	69	18.8	27.1	87.3
	865	71	493	9.6	33.3	68	19.5	28.8	121.0
	866	99	469	9.1	33.2	71	19.4	27.4	135.2
	867	65	500	9.8	34.9	70	19.6	28.1	90.1
	868	110	521	9.7	35.1	67	18.6	27.6	114.7
50 mg/kg	875	95	536	10.9	39.0	73	20.3	27.9	105.2
	876	70	478	9.7	34.1	71	20.3	28.4	106.8
	877	73	527	9.7	34.7	66	18.4	28.0	116.3
	878	91	496	9.3	34.8	70	18.8	26.7	108.4
	879	86	486	9.2	33.9	70	18.9	27.1	102.1
	880	59	501	10.4	36.3	72	20.8	28.7	110.9
300 mg/kg	888	53	523	10.1	36.7	70	19.3	27.5	110.0
	889	113	435	8.5	31.3	72	19.5	27.2	127.7
	890	81	455	9.1	33.8	74	20.0	26.9	101.6
	891	124	508	9.9	35.6	70	19.5	27.8	97.0
	892	82	507	9.6	35.5	70	18.9	27.0	83.8

Appendix 12 - continued Individual hematological findings in juvenile female rats treated orally with 2-chlorophenol for 18 days followed by 63-day withdrawal period

Group and dose	Animal No.	Differential leukocyte count					
		Eosinophil (%)	Stab neutrophil (%)	Segmented neutrophil (%)	Lymphocyte (%)	Basophil (%)	Monocyte (%)
Control	851	1.0	0.0	10.0	88.0	0.0	1.0
	852	1.0	0.0	20.0	78.0	0.0	1.0
	853	2.0	0.0	12.0	83.0	0.0	3.0
	854	0.0	1.0	4.0	94.0	0.0	1.0
	855	0.0	0.0	15.0	82.0	0.0	3.0
	856	2.0	1.0	11.0	84.0	0.0	2.0
8 mg/kg	863	1.0	0.0	8.0	90.0	0.0	1.0
	864	0.0	0.0	14.0	84.0	0.0	2.0
	865	0.0	1.0	15.0	82.0	0.0	2.0
	866	0.0	0.0	11.0	87.0	0.0	2.0
	867	2.0	0.0	12.0	83.0	0.0	3.0
	868	1.0	0.0	10.0	89.0	0.0	0.0
50 mg/kg	875	0.0	0.0	17.0	82.0	0.0	1.0
	876	0.0	2.0	12.0	85.0	0.0	1.0
	877	0.0	2.0	19.0	77.0	0.0	2.0
	878	1.0	0.0	20.0	77.0	0.0	2.0
	879	1.0	0.0	11.0	85.0	0.0	3.0
	880	0.0	2.0	12.0	82.0	0.0	4.0
300 mg/kg	888	1.0	0.0	18.0	79.0	0.0	2.0
	889	0.0	0.0	15.0	81.0	0.0	4.0
	890	0.0	0.0	9.0	88.0	0.0	3.0
	891	0.0	0.0	11.0	86.0	0.0	3.0
	892	0.0	2.0	18.0	78.0	0.0	2.0

Appendix 13 Individual hematological findings in juvenile male rats treated orally with 2-chlorophenol for 18 days followed by 63-day withdrawal period

Group and dose	Animal No.	Leukocytes (10^2 /μL)	Erythrocytes (10^4 /μL)	Hemoglobin (g/dL)	Hematocrit (%)	MCV (fL)	MCH (pg)	MCHC (%)	Platelets (10^4 /μL)	PT (sec)	APTT (sec)
Control	807	118	870	15.1	49.0	56	17.4	30.8	99.1	14.0	25.6
	808	91	915	15.2	47.8	52	16.6	31.8	93.8	15.5	26.4
	809	83	801	14.5	46.4	58	18.1	31.3	106.5	13.4	27.3
	810	85	860	14.0	45.5	53	16.3	30.8	95.7	17.6	28.6
	811	84	853	15.8	50.1	59	18.5	31.5	95.6	15.5	26.3
	812	77	860	15.0	47.6	55	17.4	31.5	99.7	15.1	23.3
8 mg/kg	819	93	838	15.0	47.4	57	17.9	31.6	101.1	12.3	23.7
	820	68	841	15.5	49.3	59	18.4	31.4	95.3	15.2	26.2
	821	98	821	14.7	45.7	56	17.9	32.2	103.6	12.2	22.2
	822	99	834	15.1	48.5	58	18.1	31.1	87.4	13.3	23.1
	823	53	851	15.3	48.0	56	18.0	31.9	103.8	15.0	26.0
	824	93	872	15.5	50.6	58	17.8	30.6	72.7	14.3	20.8
50 mg/kg	831	101	911	16.0	50.5	55	17.6	31.7	100.9	14.1	25.1
	832	90	838	15.3	47.9	57	18.3	31.9	101.1	18.3	26.9
	833	76	829	15.2	47.8	58	18.3	31.8	87.9	12.2	22.9
	834	86	823	15.6	50.4	61	19.0	31.0	90.6	14.0	25.8
	835	81	902	16.5	51.6	57	18.3	32.0	101.4	15.1	27.3
	836	108	898	15.1	47.8	53	16.8	31.6	101.2	14.1	24.5
300 mg/kg	843	90	833	14.8	47.4	57	17.8	31.2	97.5	13.8	27.0
	844	104	863	15.6	49.7	58	18.1	31.4	100.6	14.4	26.0
	845	86	784	14.8	46.7	60	18.9	31.7	85.7	13.1	22.9
	846	61	907	15.1	47.9	53	16.6	31.5	91.1	16.0	22.1
	847	80	909	16.0	51.5	57	17.6	31.1	90.0	12.2	24.2
	848	40	892	15.3	48.8	55	17.2	31.4	95.7	15.1	22.6

Appendix 13 - continued Individual hematological findings in juvenile male rats treated orally with 2-chlorophenol for 18 days followed by 63-day withdrawal period

Group and dose	Animal No.	Differential leukocyte count					
		Eosinophil (%)	Stab neutrophil (%)	Segmented neutrophil (%)	Lymphocyte (%)	Basophil (%)	Monocyte (%)
Control	807	4.0	0.0	4.0	90.0	0.0	2.0
	808	0.0	0.0	4.0	96.0	0.0	0.0
	809	1.0	0.0	16.0	83.0	0.0	0.0
	810	0.0	0.0	7.0	93.0	0.0	0.0
	811	0.0	0.0	15.0	84.0	0.0	1.0
	812	2.0	0.0	6.0	89.0	0.0	3.0
8 mg/kg	819	1.0	0.0	19.0	80.0	0.0	0.0
	820	1.0	0.0	19.0	78.0	0.0	2.0
	821	1.0	0.0	10.0	88.0	0.0	1.0
	822	4.0	2.0	18.0	74.0	0.0	2.0
	823	1.0	0.0	13.0	85.0	0.0	1.0
	824	1.0	0.0	15.0	84.0	0.0	0.0
50 mg/kg	831	1.0	0.0	12.0	86.0	0.0	1.0
	832	3.0	0.0	17.0	80.0	0.0	0.0
	833	2.0	0.0	15.0	83.0	0.0	0.0
	834	0.0	0.0	14.0	85.0	0.0	1.0
	835	0.0	0.0	19.0	80.0	0.0	1.0
	836	1.0	0.0	10.0	86.0	0.0	3.0
300 mg/kg	843	2.0	0.0	18.0	80.0	0.0	0.0
	844	2.0	1.0	8.0	89.0	0.0	0.0
	845	3.0	0.0	14.0	82.0	0.0	1.0
	846	0.0	0.0	13.0	86.0	0.0	1.0
	847	2.0	0.0	6.0	91.0	0.0	1.0
	848	0.0	1.0	23.0	75.0	0.0	1.0

Appendix 14 Individual hematological findings in juvenile female rats treated orally with 2-chlorophenol for 18 days followed by 63-day withdrawal period

Group and dose	Animal No.	Leukocytes (10^2 /μL)	Erythrocytes (10^4 /μL)	Hemoglobin (g/dL)	Hematocrit (%)	MCV (fL)	MCH (pg)	MCHC (%)	Platelets (10^4 /μL)	PT (sec)	APTT (sec)
Control	857	69	807	14.4	45.1	56	17.8	31.9	92.1	10.9	21.5
	858	40	801	14.5	44.6	56	18.1	32.5	78.8	12.0	19.1
	859	35	800	14.3	45.4	57	17.9	31.5	90.3	10.7	19.6
	860	43	787	14.6	45.0	57	18.6	32.4	104.4	11.4	20.5
	861	71	867	15.4	48.6	56	17.8	31.7	111.1	11.6	22.1
	862	41	838	14.8	46.4	55	17.7	31.9	95.0	11.4	17.7
8 mg/kg	869	57	803	14.6	45.3	56	18.2	32.2	100.1	10.5	18.7
	870	50	759	13.8	43.3	57	18.2	31.9	107.9	11.3	20.1
	871	42	823	14.3	45.2	55	17.4	31.6	96.3	10.4	19.8
	872	53	821	14.6	44.8	55	17.8	32.6	102.6	10.8	19.2
	873	67	823	14.6	45.8	56	17.7	31.9	100.5	10.9	19.8
	874	67	833	15.2	49.7	60	18.2	30.6	63.2	11.6	18.3
50 mg/kg	881	46	766	13.7	42.5	55	17.9	32.2	101.9	10.4	19.0
	882	52	822	15.7	49.2	60	19.1	31.9	94.4	10.9	15.0
	883	59	815	14.8	46.4	57	18.2	31.9	97.1	10.4	21.8
	884	63	818	15.3	47.9	59	18.7	31.9	91.8	11.5	20.8
	885	69	828	15.2	47.7	58	18.4	31.9	95.1	11.5	20.9
	886	74	849	15.1	47.0	55	17.8	32.1	93.3	10.4	18.0
300 mg/kg	893	47	814	14.7	45.5	56	18.1	32.3	93.1	11.2	17.9
	894	47	841	15.2	47.1	56	18.1	32.3	111.8	11.3	21.8
	895	79	791	14.8	45.7	58	18.7	32.4	93.9	11.7	17.5
	896	50	825	15.4	47.5	58	18.7	32.4	103.1	11.4	20.8
	897	57	840	15.4	48.0	57	18.3	32.1	113.7	11.3	22.8
	898	47	885	15.9	49.3	56	18.0	32.3	91.7	11.1	16.2

Appendix 14 - continued Individual hematological findings in juvenile female rats treated orally with 2-chlorophenol for 18 days followed by 63-day withdrawal period

Group and dose	Animal No.	Differential leukocyte count					
		Eosinophil (%)	Stab neutrophil (%)	Segmented neutrophil (%)	Lymphocyte (%)	Basophil (%)	Monocyte (%)
Control	857	3.0	0.0	14.0	81.0	0.0	2.0
	858	0.0	0.0	13.0	86.0	0.0	1.0
	859	2.0	0.0	24.0	74.0	0.0	0.0
	860	1.0	0.0	11.0	87.0	0.0	1.0
	861	1.0	0.0	14.0	85.0	0.0	0.0
	862	2.0	0.0	4.0	94.0	0.0	0.0
8 mg/kg	869	2.0	0.0	15.0	82.0	0.0	1.0
	870	1.0	0.0	23.0	76.0	0.0	0.0
	871	2.0	0.0	15.0	83.0	0.0	0.0
	872	2.0	0.0	15.0	83.0	0.0	0.0
	873	3.0	0.0	15.0	81.0	0.0	1.0
	874	1.0	0.0	12.0	85.0	0.0	2.0
50 mg/kg	881	1.0	0.0	15.0	84.0	0.0	0.0
	882	1.0	0.0	20.0	76.0	0.0	3.0
	883	2.0	0.0	13.0	85.0	0.0	0.0
	884	2.0	0.0	16.0	82.0	0.0	0.0
	885	0.0	0.0	6.0	93.0	0.0	1.0
	886	1.0	0.0	6.0	91.0	0.0	2.0
300 mg/kg	893	3.0	0.0	18.0	78.0	0.0	1.0
	894	3.0	0.0	10.0	87.0	0.0	0.0
	895	1.0	0.0	18.0	79.0	0.0	2.0
	896	1.0	0.0	5.0	94.0	0.0	0.0
	897	3.0	0.0	9.0	87.0	0.0	1.0
	898	1.0	0.0	7.0	92.0	0.0	0.0

Appendix 15 Individual biochemical findings in juvenile male rats treated orally with 2-chlorophenol for 18 days

Group and dose	Animal No.	T.Protein (g/dL)	Albumin (g/dL)	A/G ratio	T.Bilirubin (mg/dL)	GOT (IU/L)	GPT (IU/L)	γ-GTP (IU/L)	ALP (IU/L)	T.Cholesterol (mg/dL)	Triglycerides (mg/dL)
Control	801	4.5	3.5	3.50	0.0	87	21	0.0	654	93	107
	802	4.4	3.3	3.00	0.0	103	28	0.6	1125	67	149
	803	4.6	3.5	3.18	0.0	92	21	0.1	1129	113	34
	804	4.9	3.9	3.90	0.0	117	22	0.1	889	110	74
	805	4.6	3.5	3.18	0.0	113	23	0.3	937	106	71
	806	4.5	3.3	2.75	0.0	105	22	0.4	1015	72	100
8 mg/kg	813	4.5	3.7	4.63	0.0	75	22	0.2	819	114	109
	814	4.6	3.6	3.60	0.0	95	27	0.5	1030	83	99
	815	4.3	3.1	2.58	0.0	95	22	0.3	956	97	55
	816	4.7	3.8	4.22	0.0	95	20	0.1	966	104	70
	817	4.3	3.5	4.38	0.0	92	27	0.4	942	84	78
	818	4.6	3.5	3.18	0.0	89	18	0.1	1030	73	126
50 mg/kg	825	4.7	3.7	3.70	0.0	83	23	0.6	790	82	81
	826	4.3	3.3	3.30	0.0	98	20	0.0	875	77	75
	827	4.6	3.6	3.60	0.0	87	25	0.5	1025	114	89
	828	4.7	3.7	3.70	0.0	101	24	0.0	999	108	42
	829	4.7	3.8	4.22	0.0	108	28	0.4	1071	98	62
	830	4.4	3.4	3.40	0.0	91	17	0.5	1025	83	106
300 mg/kg	837	4.7	3.7	3.70	0.0	78	24	0.5	781	102	108
	838	4.4	3.6	4.50	0.0	92	24	0.7	1193	82	47
	839	4.7	3.7	3.70	0.0	96	25	0.6	951	93	62
	840	4.7	3.8	4.22	0.1	108	28	0.2	1095	123	57
	841	4.4	3.6	4.50	0.0	96	25	0.2	1091	108	96
	842	4.8	3.7	3.36	0.0	80	19	0.7	1007	117	52

Appendix 15 - continued Individual biochemical findings in juvenile male rats treated orally with 2-chlorophenol for 18 days

Group and dose	Animal No.	Phospholipids (mg/dL)	Glucose (mg/dL)	BUN (mg/dL)	Creatinine (mg/dL)	IP (mg/dL)	Ca (mg/dL)	Na (mEq/L)	K (mEq/L)	Cl (mEq/L)
Control	801	196	147	14.2	0.3	9.3	10.8	146.4	4.34	106.3
	802	155	146	17.4	0.4	9.4	10.4	145.0	4.71	106.5
	803	230	141	16.0	0.4	9.8	10.7	145.3	4.64	107.4
	804	233	173	16.6	0.4	9.6	11.1	146.6	4.36	106.4
	805	204	172	17.1	0.3	9.7	10.6	143.9	4.81	107.2
	806	165	159	16.4	0.3	10.2	10.5	144.3	4.05	105.5
8 mg/kg	813	224	159	14.9	0.3	9.5	10.4	146.1	3.70	107.9
	814	171	143	19.5	0.3	9.5	10.2	146.7	4.79	107.6
	815	196	141	14.1	0.4	10.0	10.1	145.5	4.53	109.3
	816	220	172	14.5	0.3	9.7	10.8	145.2	4.10	106.4
	817	162	159	15.3	0.3	9.9	10.2	145.8	4.18	108.1
	818	169	159	16.2	0.4	9.4	11.0	146.4	4.05	106.3
50 mg/kg	825	175	161	15.6	0.4	10.0	10.6	145.2	4.09	106.4
	826	162	139	19.7	0.3	8.9	10.0	145.1	4.48	107.8
	827	222	137	15.8	0.3	10.9	10.5	146.1	4.26	108.4
	828	209	161	14.1	0.3	10.0	10.5	144.7	4.23	105.0
	829	183	149	15.8	0.4	10.0	10.5	146.4	4.20	108.1
	830	179	167	15.5	0.3	9.7	10.4	145.3	4.10	106.7
300 mg/kg	837	206	148	17.2	0.3	9.2	10.4	146.3	3.80	106.5
	838	158	137	19.4	0.4	9.8	10.5	144.4	4.11	106.6
	839	196	124	16.4	0.3	9.7	10.6	145.9	4.21	105.9
	840	237	152	17.4	0.3	10.1	11.1	146.4	3.85	106.0
	841	220	131	15.0	0.4	9.1	10.1	144.5	3.72	106.7
	842	231	141	15.6	0.4	9.6	10.7	145.1	3.88	106.4

Appendix 16 Individual biochemical findings in juvenile female rats treated orally with 2-chlorophenol for 18 days

Group and dose	Animal No.	T.Protein (g/dL)	Albumin (g/dL)	A/G ratio	T.Bilirubin (mg/dL)	GOT (IU/L)	GPT (IU/L)	γ-GTP (IU/L)	ALP (IU/L)	T.Cholesterol (mg/dL)	Triglycerides (mg/dL)
Control	851	4.8	3.8	3.80	0.0	84	21	0.3	1009	99	113
	852	4.6	3.6	3.60	0.0	102	21	0.1	993	85	39
	853	4.5	3.5	3.50	0.0	87	25	0.0	847	102	105
	854	4.8	3.7	3.36	0.0	101	25	0.6	809	123	120
	855	4.9	3.9	3.90	0.0	126	27	0.4	1101	103	175
	856	4.4	3.3	3.00	0.0	91	17	0.3	741	109	84
8 mg/kg	863	4.5	3.7	4.63	0.0	105	24	0.2	710	136	69
	864	4.5	3.7	4.63	0.0	87	21	0.1	973	87	110
	865	4.7	3.6	3.27	0.0	85	22	0.4	775	111	60
	866	4.9	3.9	3.90	0.0	107	23	0.0	703	98	123
	867	4.9	3.8	3.45	0.0	101	19	0.1	911	115	127
	868	4.6	3.6	3.60	0.0	115	26	0.0	886	113	93
50 mg/kg	875	4.8	3.8	3.80	0.0	98	27	0.0	915	113	41
	876	4.6	3.5	3.18	0.0	82	24	0.1	928	71	63
	877	4.6	3.6	3.60	0.0	96	20	0.5	821	83	94
	878	4.7	3.8	4.22	0.0	90	24	0.4	839	117	94
	879	4.9	3.9	3.90	0.0	115	24	0.6	817	97	78
	880	4.8	3.8	3.80	0.0	92	18	0.1	884	91	113
300 mg/kg	888	4.2	3.4	4.25	0.0	88	21	0.2	871	82	61
	889	4.5	3.5	3.50	0.0	83	19	0.4	760	95	47
	890	4.6	3.7	4.11	0.0	83	18	0.1	611	141	89
	891	4.7	3.8	4.22	0.0	96	22	0.4	910	108	78
	892	4.6	3.5	3.18	0.0	96	20	0.5	1025	115	121

Appendix 16 - continued Individual biochemical findings in juvenile female rats treated orally with 2-chlorophenol for 18 days

Group and dose	Animal No.	Phospholipids (mg/dL)	Glucose (mg/dL)	BUN (mg/dL)	Creatinine (mg/dL)	IP (mg/dL)	Ca (mg/dL)	Na (mEq/L)	K (mEq/L)	Cl (mEq/L)
Control	851	210	145	14.4	0.3	9.7	10.7	147.1	3.77	109.0
	852	159	145	16.4	0.4	9.5	10.6	146.6	4.79	109.2
	853	200	153	16.1	0.4	9.9	10.7	144.7	4.20	105.4
	854	225	141	18.9	0.3	9.8	10.4	145.4	4.65	107.3
	855	209	168	19.5	0.3	11.1	11.1	145.9	4.49	105.1
	856	212	170	16.2	0.4	9.9	10.9	143.8	4.43	105.0
8 mg/kg	863	245	158	20.0	0.4	10.1	10.3	143.6	4.84	105.5
	864	171	161	17.1	0.3	10.4	10.6	146.2	4.27	108.2
	865	215	153	17.3	0.4	10.8	10.6	143.6	4.78	105.9
	866	186	148	15.8	0.3	10.1	10.2	146.0	4.45	108.8
	867	227	170	18.6	0.3	10.3	11.1	144.4	4.16	107.0
	868	203	183	18.1	0.4	10.7	11.1	146.1	4.93	107.1
50 mg/kg	875	204	139	18.7	0.3	9.4	10.7	148.5	4.04	109.1
	876	147	136	17.6	0.4	10.2	10.3	146.7	4.16	108.5
	877	179	158	11.7	0.3	10.0	10.4	143.4	4.33	106.4
	878	221	130	15.8	0.4	10.3	10.4	146.1	4.27	107.5
	879	199	157	18.1	0.3	10.3	10.5	145.7	4.25	104.3
	880	187	150	14.7	0.3	9.2	10.7	145.4	4.37	106.3
300 mg/kg	888	165	131	15.4	0.4	9.4	10.1	144.3	4.19	105.7
	889	177	136	15.8	0.3	10.1	11.0	144.6	4.39	104.1
	890	250	138	14.7	0.3	10.0	10.3	145.2	3.73	105.9
	891	212	123	19.4	0.3	10.3	10.3	145.3	4.02	105.2
	892	220	143	16.3	0.3	10.2	11.1	145.6	3.95	105.5

Appendix 17 Individual biochemical findings in juvenile male rats treated orally with 2-chlorophenol for 18 days followed by 63-day withdrawal period

Group and dose	Animal No.	T.Protein (g/dL)	Albumin (g/dL)	A/G ratio	T.Bilirubin (mg/dL)	GOT (IU/L)	GPT (IU/L)	γ-GTP (IU/L)	ALP (IU/L)	T.Cholesterol (mg/dL)	Triglycerides (mg/dL)
Control	807	6.1	3.9	1.77	0.0	85	17	0.0	234	79	82
	808	5.2	3.8	2.71	0.0	107	19	0.0	253	54	54
	809	5.6	4.1	2.73	0.0	127	19	0.1	207	42	40
	810	5.6	3.8	2.11	0.0	113	17	0.1	226	42	63
	811	5.9	4.2	2.47	0.0	94	20	0.0	311	61	44
	812	6.0	3.9	1.86	0.0	86	22	0.1	233	79	69
8 mg/kg	819	6.1	3.9	1.77	0.0	91	18	0.2	249	51	76
	820	5.7	3.8	2.00	0.0	73	22	0.2	317	56	76
	821	5.3	3.9	2.79	0.0	110	22	0.0	191	60	38
	822	6.0	3.9	1.86	0.0	86	18	0.0	237	62	48
	823	5.7	3.8	2.00	0.0	88	14	0.1	228	48	43
	824	6.1	4.2	2.21	0.0	77	23	0.0	210	68	37
50 mg/kg	831	6.0	4.1	2.16	0.0	81	21	0.0	264	66	76
	832	6.0	4.4	2.75	0.0	103	21	0.0	211	66	117
	833	5.7	4.0	2.35	0.0	103	21	0.0	349	71	64
	834	5.9	4.1	2.28	0.0	93	17	0.2	244	74	61
	835	5.9	3.8	1.81	0.0	77	18	0.0	250	46	36
	836	5.8	3.9	2.05	0.0	117	24	0.2	247	67	118
300 mg/kg	843	5.9	3.8	1.81	0.0	121	17	0.2	182	55	66
	844	5.3	3.7	2.31	0.0	92	21	0.0	315	64	89
	845	5.7	4.0	2.35	0.0	107	19	0.0	262	73	65
	846	5.4	3.8	2.37	0.0	88	22	0.0	299	55	96
	847	5.7	4.0	2.35	0.0	88	21	0.1	225	64	98
	848	5.9	4.1	2.28	0.0	95	25	0.2	258	61	59

Appendix 17 - continued Individual biochemical findings in juvenile male rats treated orally with 2-chlorophenol for 18 days followed by 63-day withdrawal period

Group and dose	Animal No.	Phospholipids (mg/dL)	Glucose (mg/dL)	BUN (mg/dL)	Creatinine (mg/dL)	IP (mg/dL)	Ca (mg/dL)	Na (mEq/L)	K (mEq/L)	Cl (mEq/L)
Control	807	139	126	15.0	0.4	6.9	10.2	146.6	4.17	105.5
	808	101	114	14.4	0.5	7.2	9.2	145.2	4.15	106.6
	809	85	106	14.0	0.5	6.9	9.5	147.3	4.32	107.1
	810	92	136	12.5	0.4	7.5	9.7	146.8	4.34	104.4
	811	113	127	16.2	0.5	7.3	9.6	146.9	4.33	103.7
	812	133	132	17.1	0.4	6.6	9.7	147.6	4.25	105.1
8 mg/kg	819	107	112	17.0	0.5	6.3	9.7	147.0	4.26	106.5
	820	101	129	15.4	0.5	6.7	9.8	146.9	4.15	103.9
	821	109	111	13.1	0.4	7.1	9.5	144.4	4.27	104.6
	822	105	101	17.7	0.5	6.8	9.7	146.3	4.31	104.0
	823	91	121	19.0	0.6	6.5	9.5	147.1	4.07	105.8
	824	110	135	18.2	0.6	6.4	9.7	146.9	4.32	106.2
50 mg/kg	831	128	120	15.5	0.5	6.8	10.0	146.1	4.17	106.1
	832	132	136	12.8	0.5	6.5	10.1	146.8	3.99	104.6
	833	125	109	15.0	0.5	6.3	10.0	147.7	4.18	107.1
	834	131	139	17.7	0.7	7.6	10.5	146.3	3.90	104.4
	835	88	123	16.7	0.5	6.4	9.8	146.2	4.18	106.7
	836	125	117	13.9	0.4	6.9	10.0	146.0	4.41	104.3
300 mg/kg	843	103	123	14.2	0.5	6.5	9.6	145.6	4.31	103.6
	844	123	136	15.1	0.4	7.0	9.7	144.8	3.96	103.7
	845	123	125	14.3	0.4	7.2	10.2	146.3	4.15	104.7
	846	114	130	16.2	0.5	7.1	9.9	148.6	4.04	105.3
	847	125	149	18.2	0.5	7.0	9.7	147.3	3.91	108.9
	848	114	116	16.4	0.5	6.2	9.7	147.8	4.08	106.5

Appendix 18 Individual biochemical findings in juvenile female rats treated orally with 2-chlorophenol for 18 days followed by 63-day withdrawal period

Group and dose	Animal No.	T.Protein (g/dL)	Albumin (g/dL)	A/G ratio	T.Bilirubin (mg/dL)	GOT (IU/L)	GPT (IU/L)	γ-GTP (IU/L)	ALP (IU/L)	T.Cholesterol (mg/dL)	Triglycerides (mg/dL)
Control	857	5.5	4.0	2.67	0.0	83	18	0.7	122	69	15
	858	5.4	3.9	2.60	0.0	81	16	0.1	153	61	11
	859	6.1	4.3	2.39	0.0	85	16	0.3	131	48	17
	860	5.7	4.1	2.56	0.0	89	15	0.2	112	45	15
	861	6.2	4.4	2.44	0.0	87	13	0.3	119	54	17
	862	5.9	4.5	3.21	0.1	75	10	0.0	124	65	20
8 mg/kg	869	6.1	4.5	2.81	0.0	79	14	0.1	133	71	33
	870	6.3	4.6	2.71	0.0	91	18	0.0	147	61	21
	871	5.8	4.6	3.83	0.0	112	14	0.6	153	68	19
	872	5.9	4.6	3.54	0.1	98	24	0.7	153	87	29
	873	5.9	4.4	2.93	0.0	78	13	0.2	153	60	11
	874	6.6	5.0	3.13	0.1	79	19	0.9	179	78	34
50 mg/kg	881	5.6	4.2	3.00	0.0	96	13	0.4	169	56	25
	882	6.5	5.0	3.33	0.0	72	17	0.4	136	85	41
	883	5.7	4.3	3.07	0.1	91	14	0.9	171	70	23
	884	5.9	4.3	2.69	0.0	71	16	0.8	199	44	10
	885	5.5	4.1	2.93	0.1	80	14	0.5	216	63	19
	886	5.7	4.2	2.80	0.0	148	60	0.4	160	60	36
300 mg/kg	893	6.0	4.3	2.53	0.0	99	31	0.1	169	65	61
	894	6.2	4.6	2.87	0.1	95	23	0.5	145	71	31
	895	6.0	4.4	2.75	0.0	77	16	0.8	142	71	13
	896	6.1	4.5	2.81	0.0	87	17	0.1	203	53	17
	897	6.5	4.7	2.61	0.0	78	14	0.4	154	54	18
	898	5.9	4.1	2.28	0.0	89	15	0.0	123	61	23

Appendix 18 - continued

Individual biochemical findings in juvenile female rats treated orally with 2-chlorophenol for 18 days followed by 63-day withdrawal period

Group and dose	Animal No.	Phospholipids (mg/dL)	Glucose (mg/dL)	BUN (mg/dL)	Creatinine (mg/dL)	IP (mg/dL)	Ca (mg/dL)	Na (mEq/L)	K (mEq/L)	Cl (mEq/L)
Control	857	138	118	20.5	0.6	7.9	9.7	144.5	3.93	109.1
	858	106	100	20.4	0.5	5.8	9.4	144.7	3.85	108.6
	859	117	97	22.7	0.6	4.5	9.5	145.2	3.87	109.2
	860	96	97	21.5	0.5	6.1	9.6	145.8	4.37	106.4
	861	121	120	23.5	0.5	6.6	9.6	146.2	4.42	108.1
	862	143	108	19.8	0.5	7.2	9.8	147.8	4.39	109.5
8 mg/kg	869	139	117	18.0	0.6	5.9	9.9	145.8	3.99	109.6
	870	132	117	18.6	0.5	6.0	10.1	146.5	4.10	108.9
	871	149	102	15.8	0.5	6.4	9.8	146.6	4.16	110.7
	872	180	108	15.9	0.5	6.5	10.1	145.8	4.24	106.8
	873	125	101	19.9	0.5	7.8	9.9	146.9	4.56	107.0
	874	170	117	18.2	0.7	6.3	10.1	148.3	3.79	108.2
50 mg/kg	881	126	127	16.9	0.4	5.8	9.5	143.9	3.81	107.0
	882	163	156	16.7	0.6	6.7	10.4	145.4	4.46	106.4
	883	145	107	14.5	0.5	6.4	9.5	144.2	3.90	104.2
	884	95	99	17.2	0.6	6.9	9.4	145.5	4.12	107.0
	885	127	116	17.0	0.6	6.7	10.0	145.5	3.90	106.7
	886	139	143	15.3	0.5	7.8	10.1	146.0	4.56	106.3
300 mg/kg	893	141	125	20.4	0.6	5.8	10.0	145.1	4.16	106.0
	894	145	118	19.5	0.6	5.7	10.2	147.1	4.43	105.4
	895	136	102	19.6	0.6	6.3	10.0	147.3	4.34	109.3
	896	111	113	21.4	0.6	6.6	9.7	146.2	4.22	107.1
	897	116	103	13.1	0.5	6.7	10.3	146.6	4.04	107.1
	898	121	101	17.4	0.5	7.7	10.0	148.2	4.58	108.7

Appendix 19 Individual necropsy findings in juvenile male rats treated orally with 2-chlorophenol for 18 days

Organs and findings \ Group and dose	Control						8 mg/kg					
Animal No.	801	802	803	804	805	806	813	814	815	816	817	818
Necropsy timing	S	S	S	S	S	S	S	S	S	S	S	S
Urinary system												
Kidney												
Dilatation, pelvic cavity	-	-	-	-	-	-	-	-	-	-	-	-
Urinary bladder												
Distention, urine	-	-	-	-	-	-	-	-	-	-	-	-

Abbreviation: S, scheduled.
Grade sign: -, none; +, mild; ++, moderate; +++, marked.
No appreciable changes in all other organs and tissues.

Appendix 19 - continued Individual necropsy findings in juvenile male rats treated orally with 2-chlorophenol for 18 days

Organs and findings	Group and dose	50 mg/kg						300 mg/kg					
	Animal No.	825	826	827	828	829	830	837	838	839	840	841	842
	Necropsy timing	S	S	S	S	S	S	S	S	S	S	S	S
Urinary system													
Kidney													
Dilatation, pelvic cavity		-	-	-	-	-	-	-	+	-	-	-	-
Urinary bladder													
Distention, urine		-	-	-	-	-	-	-	+	-	-	-	-

Abbreviation: S, scheduled.
Grade sign: -, none; +, mild; ++, moderate; +++, marked.
No appreciable changes in all other organs and tissues.

Appendix 20 Individual necropsy findings in juvenile female rats treated orally with 2-chlorophenol for 18 days

Organs and findings	Group and dose	Control						8 mg/kg					
	Animal No.	851	852	853	854	855	856	863	864	865	866	867	868
	Necropsy timing	S	S	S	S	S	S	S	S	S	S	S	S
Respiratory system													
Lung													
Macule, dark red		-	-	-	-	-	-	-	-	-	-	-	-
Others													
Thoracic cavity													
Retention, fluid, oily		-	-	-	-	-	-	-	-	-	-	-	-

Abbreviation: S, scheduled.
Grade sign: -, none; +, mild; ++, moderate; +++, marked.
No appreciable changes in all other organs and tissues.

Appendix 20 - continued Individual necropsy findings in juvenile female rats treated orally with 2-chlorophenol for 18 days

Organs and findings	Group and dose	50 mg/kg						300 mg/kg					
	Animal No.	875	876	877	878	879	880	887	888	889	890	891	892
	Necropsy timing	S	S	S	S	S	S	D	S	S	S	S	S
Respiratory system													
Lung													
Macule, dark red		-	-	-	-	-	-	+	-	-	-	-	-
Others													
Thoracic cavity													
Retention, fluid, oily		-	-	-	-	-	-	+	-	-	-	-	-

Abbreviations: S, scheduled; D, dead.
Grade sign: -, none; +, mild; ++, moderate; +++, marked.
No appreciable changes in all other organs and tissues.

Appendix 21 Individual necropsy findings in juvenile male rats treated orally with 2-chlorophenol for 18 days followed by 63-day withdrawal period

Organs and findings	Group and dose	Control						8 mg/kg					
	Animal No.	807	808	809	810	811	812	819	820	821	822	823	824
	Necropsy timing	S	S	S	S	S	S	S	S	S	S	S	S
All organs and tissues		NR	NR	NR	NR	NR	NR	NR	NR	NR	NR	NR	NR

Abbreviation: S, scheduled.
NR, no remarkable changes.

Appendix 21 - continued

Individual necropsy findings in juvenile male rats treated orally with 2-chlorophenol for 18 days followed by 63-day withdrawal period

Organs and findings	Group and dose	50 mg/kg						300 mg/kg					
	Animal No.	831	832	833	834	835	836	843	844	845	846	847	848
	Necropsy timing	S	S	S	S	S	S	S	S	S	S	S	S
All organs and tissues		NR	NR	NR	NR	NR	NR	NR	NR	NR	NR	NR	NR

Abbreviation: S, scheduled.
NR, no remarkable changes.

Appendix 22 Individual necropsy findings in juvenile female rats treated orally with 2-chlorophenol for 18 days followed by 63-day withdrawal period

Organs and findings	Group and dose	Control						8 mg/kg					
	Animal No.	857	858	859	860	861	862	869	870	871	872	873	874
	Necropsy timing	S	S	S	S	S	S	S	S	S	S	S	S
All organs and tissues		NR	NR	NR	NR	NR	NR	NR	NR	NR	NR	NR	NR

Abbreviation: S, scheduled.
NR, no remarkable changes.

Appendix 22 - continued

Individual necropsy findings in juvenile female rats treated orally with 2-chlorophenol for 18 days followed by 63-day withdrawal period

Organs and findings	Group and dose	50 mg/kg						300 mg/kg					
	Animal No.	881	882	883	884	885	886	893	894	895	896	897	898
	Necropsy timing	S	S	S	S	S	S	S	S	S	S	S	S
All organs and tissues		NR	NR	NR	NR	NR	NR	NR	NR	NR	NR	NR	NR

Abbreviation: S, scheduled.
NR, no remarkable changes.

Appendix 23 Individual organ weights in juvenile male rats treated orally with 2-chlorophenol for 18 days

Group and dose	Animal No.	Final body weight	Brain		Pituitary		Thyroids		Heart	
		(g)	(g)	(g/100gB.W.)	(mg)	(mg/100gB.W.)	(mg)	(mg/100gB.W.)	(mg)	(mg/100gB.W.)
Control	801	69.9	1.65	2.36	2.6	3.7	6.8	9.7	397.2	568.2
	802	63.3	1.62	2.56	3.1	4.9	8.3	13.1	376.0	594.0
	803	56.9	1.56	2.74	3.2	5.6	5.8	10.2	349.1	613.5
	804	69.7	1.61	2.31	2.6	3.7	8.3	11.9	377.0	540.9
	805	61.1	1.60	2.62	2.5	4.1	8.3	13.6	338.3	553.7
	806	63.4	1.65	2.60	2.0	3.2	9.0	14.2	371.3	585.6
8 mg/kg	813	69.9	1.66	2.37	3.0	4.3	8.6	12.3	374.0	535.1
	814	62.6	1.70	2.72	2.5	4.0	8.2	13.1	338.5	540.7
	815	56.7	1.58	2.79	2.7	4.8	8.3	14.6	348.0	613.8
	816	67.0	1.74	2.60	2.9	4.3	7.6	11.3	403.5	602.2
	817	63.8	1.63	2.55	2.9	4.5	8.1	12.7	379.1	594.2
	818	68.4	1.63	2.38	2.6	3.8	10.3	15.1	366.0	535.1
50 mg/kg	825	73.9	1.67	2.26	3.2	4.3	11.2	15.2	365.5	494.6
	826	64.8	1.56	2.41	2.6	4.0	6.9	10.6	324.8	501.2
	827	56.0	1.55	2.77	2.6	4.6	7.4	13.2	292.7	522.7
	828	67.7	1.64	2.42	3.2	4.7	8.7	12.9	402.3	594.2
	829	65.1	1.59	2.44	2.8	4.3	6.8	10.4	381.6	586.2
	830	62.0	1.61	2.60	2.5	4.0	8.1	13.1	359.4	579.7
300 mg/kg	837	71.8	1.63	2.27	3.0	4.2	9.7	13.5	394.2	549.0
	838	51.8	1.37	2.64	2.4	4.6	6.7	12.9	299.0	577.2
	839	61.5	1.56	2.54	2.4	3.9	8.4	13.7	337.2	548.3
	840	69.3	1.64	2.37	2.5	3.6	8.3	12.0	407.7	588.3
	841	54.0	1.64	3.04	2.6	4.8	8.3	15.4	289.4	535.9
	842	60.4	1.46	2.42	2.0	3.3	9.7	16.1	333.2	551.7

Appendix 23 - continued Individual organ weights in juvenile male rats treated orally with 2-chlorophenol for 18 days

Group and dose	Animal No.	Lungs		Thymus		Liver		Spleen		Kidneys	
		(mg)	(mg/100gB.W.)	(mg)	(mg/100gB.W.)	(g)	(g/100gB.W.)	(mg)	(mg/100gB.W.)	(g)	(g/100gB.W.)
Control	801	538.2	770.0	338.2	483.8	2.72	3.89	379.3	542.6	0.72	1.03
	802	456.0	720.4	184.0	290.7	2.99	4.72	239.7	378.7	0.67	1.06
	803	421.8	741.3	314.7	553.1	2.31	4.06	320.9	564.0	0.61	1.07
	804	532.8	764.4	285.0	408.9	2.98	4.28	435.4	624.7	0.71	1.02
	805	461.6	755.5	273.7	448.0	2.49	4.08	345.8	566.0	0.62	1.01
	806	513.2	809.5	260.2	410.4	2.88	4.54	294.5	464.5	0.69	1.09
8 mg/kg	813	554.6	793.4	339.0	485.0	3.07	4.39	520.0	743.9	0.75	1.07
	814	538.0	859.4	240.9	384.8	2.82	4.50	322.5	515.2	0.70	1.12
	815	441.1	778.0	306.6	540.7	2.21	3.90	302.7	533.9	0.61	1.08
	816	543.0	810.4	203.7	304.0	2.77	4.13	387.2	577.9	0.72	1.07
	817	501.0	785.3	279.8	438.6	3.00	4.70	470.4	737.3	0.73	1.14
	818	533.0	779.2	279.9	409.2	3.21	4.69	301.6	440.9	0.77	1.13
50 mg/kg	825	512.4	693.4	326.9	442.4	3.41	4.61	505.4	683.9	0.80	1.08
	826	458.8	708.0	262.9	405.7	2.98	4.60	331.6	511.7	0.69	1.06
	827	441.5	788.4	219.5	392.0	2.45	4.38	314.0	560.7	0.62	1.11
	828	549.9	812.3	323.7	478.1	2.97	4.39	430.5	635.9	0.78	1.15
	829	549.8	844.5	297.3	456.7	2.99	4.59	454.4	698.0	0.72	1.11
	830	452.1	729.2	243.2	392.3	2.86	4.61	341.0	550.0	0.66	1.06
300 mg/kg	837	574.6	800.3	293.3	408.5	3.66	5.10	487.2	678.6	0.80	1.11
	838	437.2	844.0	208.3	402.1	2.43	4.69	320.9	619.5	0.60	1.16
	839	457.1	743.3	272.2	442.6	2.72	4.42	327.5	532.5	0.66	1.07
	840	545.4	787.0	324.4	468.1	3.36	4.85	437.5	631.3	0.78	1.13
	841	461.2	854.1	243.8	451.5	2.42	4.48	227.7	421.7	0.62	1.15
	842	480.1	794.9	259.9	430.3	2.94	4.87	386.2	639.4	0.68	1.13

Appendix 23 - continued Individual organ weights in juvenile male rats treated orally with 2-chlorophenol for 18 days

Group and dose	Animal No.	Adrenals		Epididymides		Testes	
		(mg)	(mg/100gB.W.)	(mg)	(mg/100gB.W.)	(mg)	(mg/100gB.W.)
Control	801	19.6	28.0	60.0	85.8	308.0	440.6
	802	17.7	28.0	61.7	97.5	310.0	489.7
	803	17.3	30.4	53.8	94.6	279.8	491.7
	804	19.2	27.5	59.2	84.9	360.7	517.5
	805	19.2	31.4	50.0	81.8	320.4	524.4
	806	18.2	28.7	51.5	81.2	286.6	452.1
8 mg/kg	813	17.1	24.5	58.0	83.0	346.0	495.0
	814	14.6	23.3	47.1	75.2	274.5	438.5
	815	15.2	26.8	54.2	95.6	275.8	486.4
	816	14.6	21.8	56.8	84.8	332.1	495.7
	817	18.9	29.6	58.0	90.9	387.8	607.8
	818	18.7	27.3	52.5	76.8	297.4	434.8
50 mg/kg	825	18.6	25.2	59.7	80.8	316.1	427.7
	826	16.1	24.8	56.6	87.3	301.3	465.0
	827	15.9	28.4	42.5	75.9	250.5	447.3
	828	16.1	23.8	62.2	91.9	360.7	532.8
	829	19.5	30.0	56.1	86.2	354.5	544.5
	830	17.1	27.6	47.8	77.1	280.6	452.6
300 mg/kg	837	19.6	27.3	57.0	79.4	379.1	528.0
	838	13.8	26.6	43.1	83.2	252.1	486.7
	839	14.6	23.7	46.6	75.8	283.7	461.3
	840	18.1	26.1	53.5	77.2	331.9	478.9
	841	13.3	24.6	53.3	98.7	303.8	562.6
	842	15.9	26.3	61.5	101.8	265.4	439.4

Appendix 24 Individual organ weights in juvenile female rats treated orally with 2-chlorophenol for 18 days

Group and dose	Animal No.	Final body weight	Brain		Pituitary		Thyroids		Heart	
		(g)	(g)	(g/100gB.W.)	(mg)	(mg/100gB.W.)	(mg)	(mg/100gB.W.)	(mg)	(mg/100gB.W.)
Control	851	65.5	1.51	2.31	2.9	4.4	8.2	12.5	402.8	615.0
	852	57.3	1.60	2.79	2.8	4.9	9.6	16.8	313.2	546.6
	853	61.6	1.53	2.48	3.3	5.4	6.9	11.2	307.4	499.0
	854	64.1	1.54	2.40	2.7	4.2	5.5	8.6	324.4	506.1
	855	63.3	1.55	2.45	2.5	3.9	10.0	15.8	395.3	624.5
	856	55.9	1.59	2.84	3.3	5.9	7.4	13.2	308.4	551.7
8 mg/kg	863	57.5	1.58	2.75	3.8	6.6	7.3	12.7	279.9	486.8
	864	60.1	1.53	2.55	2.8	4.7	6.7	11.1	315.0	524.1
	865	53.6	1.51	2.82	2.7	5.0	7.2	13.4	269.2	502.2
	866	64.0	1.52	2.38	2.6	4.1	7.5	11.7	375.6	586.9
	867	62.6	1.57	2.51	2.7	4.3	9.1	14.5	375.2	599.4
	868	58.9	1.57	2.67	2.9	4.9	6.4	10.9	308.1	523.1
50 mg/kg	875	69.2	1.64	2.37	3.5	5.1	7.6	11.0	389.7	563.2
	876	57.9	1.57	2.71	3.0	5.2	6.5	11.2	302.7	522.8
	877	52.5	1.52	2.90	2.8	5.3	6.9	13.1	266.1	506.9
	878	64.6	1.59	2.46	3.4	5.3	10.1	15.6	341.2	528.2
	879	59.7	1.58	2.65	3.1	5.2	9.4	15.7	329.5	551.9
	880	65.4	1.58	2.42	3.0	4.6	9.2	14.1	404.3	618.2
300 mg/kg	888	54.2	1.56	2.88	3.0	5.5	7.7	14.2	281.2	518.8
	889	57.1	1.49	2.61	2.8	4.9	9.8	17.2	293.3	513.7
	890	61.2	1.51	2.47	3.4	5.6	11.5	18.8	344.2	562.4
	891	55.5	1.48	2.67	2.5	4.5	8.8	15.9	276.8	498.7
	892	58.0	1.51	2.60	2.6	4.5	7.8	13.4	345.5	595.7

Appendix 24 - continued Individual organ weights in juvenile female rats treated orally with 2-chlorophenol for 18 days

Group and dose	Animal No.	Lungs		Thymus		Liver		Spleen		Kidneys	
		(mg)	(mg/100gB.W.)	(mg)	(mg/100gB.W.)	(g)	(g/100gB.W.)	(mg)	(mg/100gB.W.)	(g)	(g/100gB.W.)
Control	851	506.6	773.4	277.8	424.1	2.94	4.49	363.3	554.7	0.76	1.16
	852	463.9	809.6	315.7	551.0	2.44	4.26	269.1	469.6	0.64	1.12
	853	449.3	729.4	300.6	488.0	2.57	4.17	385.0	625.0	0.67	1.09
	854	475.5	741.8	268.0	418.1	2.42	3.78	248.6	387.8	0.73	1.14
	855	469.1	741.1	290.7	459.2	2.69	4.25	373.7	590.4	0.65	1.03
	856	432.9	774.4	238.6	426.8	2.21	3.95	307.2	549.6	0.53	0.95
8 mg/kg	863	415.4	722.4	267.2	464.7	2.53	4.40	325.7	566.4	0.62	1.08
	864	453.5	754.6	248.0	412.6	2.69	4.48	383.9	638.8	0.70	1.16
	865	406.8	759.0	264.0	492.5	2.12	3.96	237.7	443.5	0.62	1.16
	866	469.4	733.4	300.8	470.0	2.54	3.97	287.1	448.6	0.68	1.06
	867	680.4	1086.9	266.4	425.6	2.59	4.14	369.5	590.3	0.65	1.04
	868	473.7	804.2	272.7	463.0	2.43	4.13	333.7	566.6	0.61	1.04
50 mg/kg	875	527.8	762.7	333.9	482.5	3.21	4.64	384.2	555.2	0.80	1.16
	876	458.7	792.2	326.7	564.2	2.46	4.25	337.8	583.4	0.67	1.16
	877	407.5	776.2	306.1	583.0	2.15	4.10	287.7	548.0	0.69	1.31
	878	661.2	1023.5	280.8	434.7	2.71	4.20	422.8	654.5	0.69	1.07
	879	455.1	762.3	245.8	411.7	2.67	4.47	375.8	629.5	0.71	1.19
	880	481.4	736.1	337.5	516.1	3.12	4.77	383.6	586.5	0.73	1.12
300 mg/kg	888	394.2	727.3	248.6	458.7	2.59	4.78	231.0	426.2	0.55	1.01
	889	529.4	927.1	246.6	431.9	2.62	4.59	311.1	544.8	0.62	1.09
	890	479.5	783.5	279.4	456.5	2.72	4.44	371.8	607.5	0.72	1.18
	891	418.7	754.4	305.5	550.5	2.54	4.58	390.3	703.2	0.63	1.14
	892	488.1	841.6	281.1	484.7	2.62	4.52	391.3	674.7	0.67	1.16

Appendix 24 - continued Individual organ weights in juvenile female rats treated orally with 2-chlorophenol for 18 days

Group and dose	Animal No.	Adrenals		Ovaries	
		(mg)	(mg/100gB.W.)	(mg)	(mg/100gB.W.)
Control	851	16.9	25.8	20.7	31.6
	852	15.7	27.4	17.7	30.9
	853	16.8	27.3	13.8	22.4
	854	16.5	25.7	16.4	25.6
	855	17.0	26.9	14.9	23.5
	856	14.1	25.2	12.8	22.9
8 mg/kg	863	15.9	27.7	17.2	29.9
	864	18.8	31.3	16.1	26.8
	865	17.6	32.8	13.8	25.7
	866	17.9	28.0	17.3	27.0
	867	17.8	28.4	16.3	26.0
	868	16.8	28.5	15.6	26.5
50 mg/kg	875	16.6	24.0	19.4	28.0
	876	21.1	36.4	17.8	30.7
	877	17.0	32.4	19.6	37.3
	878	18.3	28.3	21.4	33.1
	879	16.3	27.3	15.5	26.0
	880	17.9	27.4	15.8	24.2
300 mg/kg	888	15.9	29.3	13.6	25.1
	889	15.2	26.6	16.4	28.7
	890	17.3	28.3	15.4	25.2
	891	15.6	28.1	9.7	17.5
	892	13.3	22.9	12.4	21.4

Appendix 25 Individual organ weights in juvenile male rats treated orally with 2-chlorophenol for 18 days followed by 63-day withdrawal period

Group and dose	Animal No.	Final body weight	Brain		Pituitary		Thyroids		Heart	
		(g)	(g)	(g/100gB.W.)	(mg)	(mg/100gB.W.)	(mg)	(mg/100gB.W.)	(mg)	(mg/100gB.W.)
Control	807	518.3	2.22	0.43	15.7	3.0	25.2	4.9	1706.6	329.3
	808	450.1	2.15	0.48	13.9	3.1	31.1	6.9	1410.3	313.3
	809	469.9	2.38	0.51	16.3	3.5	26.0	5.5	1551.4	330.2
	810	457.5	2.27	0.50	14.7	3.2	25.8	5.6	1625.9	355.4
	811	489.6	2.17	0.44	12.9	2.6	21.2	4.3	1666.3	340.3
	812	470.4	2.33	0.50	15.4	3.3	24.0	5.1	1364.6	290.1
8 mg/kg	819	541.3	2.30	0.42	14.0	2.6	25.0	4.6	1822.4	336.7
	820	494.6	2.22	0.45	15.1	3.1	17.0	3.4	1619.8	327.5
	821	470.8	2.24	0.48	14.0	3.0	27.5	5.8	1573.9	334.3
	822	519.6	2.22	0.43	16.0	3.1	30.2	5.8	1784.3	343.4
	823	503.0	2.21	0.44	13.0	2.6	23.1	4.6	1440.1	286.3
	824	470.5	2.29	0.49	14.8	3.1	27.8	5.9	1464.1	311.2
50 mg/kg	831	471.0	2.29	0.49	12.9	2.7	27.7	5.9	1390.1	295.1
	832	518.1	2.48	0.48	15.4	3.0	30.0	5.8	1814.3	350.2
	833	476.3	2.25	0.47	14.7	3.1	26.3	5.5	1573.2	330.3
	834	481.6	2.15	0.45	13.7	2.8	25.1	5.2	1570.3	326.1
	835	455.3	2.25	0.49	12.0	2.6	26.9	5.9	1686.8	370.5
	836	478.8	2.26	0.47	17.2	3.6	32.5	6.8	1642.4	343.0
300 mg/kg	843	452.0	2.18	0.48	11.7	2.6	26.2	5.8	1580.4	349.6
	844	446.2	2.16	0.48	13.4	3.0	32.4	7.3	1562.8	350.2
	845	492.5	2.29	0.46	16.0	3.2	23.4	4.8	1739.8	353.3
	846	445.2	2.14	0.48	12.1	2.7	19.5	4.4	1507.9	338.7
	847	457.3	2.22	0.49	14.0	3.1	26.1	5.7	1737.2	379.9
	848	404.6	1.99	0.49	11.1	2.7	22.8	5.6	1412.7	349.2

Appendix 25 - continued Individual organ weights in juvenile male rats treated orally with 2-chlorophenol for 18 days followed by 63-day withdrawal period

Group and dose	Animal No.	Lungs		Thymus		Liver		Spleen		Kidneys	
		(mg)	(mg/100gB.W.)	(mg)	(mg/100gB.W.)	(g)	(g/100gB.W.)	(mg)	(mg/100gB.W.)	(g)	(g/100gB.W.)
Control	807	1566.5	302.2	810.6	156.4	16.00	3.09	955.6	184.4	3.30	0.64
	808	1510.5	335.6	703.5	156.3	13.30	2.95	945.5	210.1	2.81	0.62
	809	1503.3	319.9	340.3	72.4	14.20	3.02	1074.6	228.7	2.86	0.61
	810	1484.6	324.5	572.1	125.0	14.54	3.18	964.6	210.8	3.28	0.72
	811	1744.3	356.3	469.8	96.0	14.26	2.91	917.9	187.5	3.08	0.63
	812	1339.5	284.8	474.2	100.8	14.36	3.05	887.8	188.7	2.78	0.59
8 mg/kg	819	1726.4	318.9	589.0	108.8	16.44	3.04	942.8	174.2	3.29	0.61
	820	1773.3	358.5	411.1	83.1	14.86	3.00	830.3	167.9	3.63	0.73
	821	1449.3	307.8	700.7	148.8	12.03	2.56	1050.4	223.1	2.87	0.61
	822	1719.0	330.8	464.2	89.3	14.59	2.81	1209.9	232.9	3.10	0.60
	823	1569.1	311.9	557.9	110.9	15.13	3.01	977.5	194.3	3.02	0.60
	824	1598.7	339.8	353.8	75.2	14.04	2.98	960.2	204.1	3.00	0.64
50 mg/kg	831	1414.7	300.4	683.1	145.0	13.96	2.96	896.8	190.4	2.75	0.58
	832	1788.9	345.3	530.7	102.4	17.36	3.35	1111.0	214.4	3.58	0.69
	833	1535.3	322.3	521.5	109.5	13.69	2.87	992.4	208.4	2.93	0.62
	834	1457.0	302.5	420.6	87.3	13.74	2.85	878.3	182.4	2.97	0.62
	835	1378.7	302.8	590.0	129.6	13.06	2.87	871.3	191.4	2.92	0.64
	836	1553.0	324.4	717.5	149.9	14.11	2.95	1204.4	251.5	3.32	0.69
300 mg/kg	843	1436.6	317.8	708.7	156.8	13.18	2.92	900.8	199.3	2.85	0.63
	844	1387.2	310.9	540.1	121.0	13.33	2.99	840.0	188.3	2.72	0.61
	845	1640.9	333.2	464.1	94.2	14.98	3.04	1181.4	239.9	3.14	0.64
	846	1493.7	335.5	414.7	93.1	12.25	2.75	793.1	178.1	2.64	0.59
	847	1459.6	319.2	618.3	135.2	14.60	3.19	727.3	159.0	2.97	0.65
	848	1332.2	329.3	322.7	79.8	11.92	2.95	894.0	221.0	2.28	0.56

Appendix 25 - continued Individual organ weights in juvenile male rats treated orally with 2-chlorophenol for 18 days followed by 63-day withdrawal period

Group and dose	Animal No.	Adrenals		Epididymides		Testes	
		(mg)	(mg/100gB.W.)	(mg)	(mg/100gB.W.)	(mg)	(mg/100gB.W.)
Control	807	65.8	12.7	1266.2	244.3	3521.1	679.4
	808	56.4	12.5	1296.7	288.1	3637.4	808.1
	809	70.9	15.1	1164.3	247.8	3718.8	791.4
	810	65.7	14.4	1015.2	221.9	3166.8	692.2
	811	79.2	16.2	1076.1	219.8	3263.0	666.5
	812	67.2	14.3	1164.5	247.6	3468.7	737.4
8 mg/kg	819	75.4	13.9	1198.4	221.4	3308.2	611.2
	820	81.6	16.5	1356.3	274.2	3884.2	785.3
	821	65.1	13.8	1064.1	226.0	3270.2	694.6
	822	74.1	14.3	1380.5	265.7	3758.3	723.3
	823	61.3	12.2	1163.0	231.2	3429.6	681.8
	824	64.2	13.6	1461.3	310.6	4011.5	852.6
50 mg/kg	831	53.2	11.3	1071.7	227.5	3202.6	680.0
	832	66.0	12.7	1206.6	232.9	3612.1	697.2
	833	68.0	14.3	1346.0	282.6	3874.1	813.4
	834	81.4	16.9	1057.8	219.6	3045.7	632.4
	835	66.6	14.6	1043.5	229.2	3094.2	679.6
	836	68.9	14.4	1258.0	262.7	3368.7	703.6
300 mg/kg	843	67.7	15.0	1091.8	241.5	3032.2	670.8
	844	72.1	16.2	1185.0	265.6	3787.0	848.7
	845	71.7	14.6	1278.7	259.6	3511.1	712.9
	846	53.9	12.1	999.6	224.5	2947.9	662.2
	847	71.0	15.5	1392.1	304.4	3364.9	735.8
	848	67.6	16.7	980.1	242.2	2921.9	722.2

Appendix 26 Individual organ weights in juvenile female rats treated orally with 2-chlorophenol for 18 days followed by 63-day withdrawal period

Group and dose	Animal No.	Final body weight	Brain		Pituitary		Thyroids		Heart	
		(g)	(g)	(g/100gB.W.)	(mg)	(mg/100gB.W.)	(mg)	(mg/100gB.W.)	(mg)	(mg/100gB.W.)
Control	857	250.8	1.98	0.79	16.7	6.7	21.7	8.7	1046.8	417.4
	858	284.5	2.06	0.72	19.0	6.7	15.0	5.3	983.7	345.8
	859	263.1	2.07	0.79	15.9	6.0	20.6	7.8	895.3	340.3
	860	260.1	2.05	0.79	14.8	5.7	16.9	6.5	1041.6	400.5
	861	329.5	2.10	0.64	13.2	4.0	26.0	7.9	1079.7	327.7
	862	281.3	2.13	0.76	17.5	6.2	18.3	6.5	1226.2	435.9
8 mg/kg	869	275.3	2.07	0.75	21.8	7.9	21.5	7.8	1186.5	431.0
	870	278.8	2.22	0.80	19.9	7.1	17.5	6.3	981.9	352.2
	871	297.9	2.18	0.73	18.2	6.1	17.8	6.0	1051.0	352.8
	872	295.9	2.06	0.70	17.0	5.7	12.3	4.2	1063.5	359.4
	873	278.5	2.23	0.80	17.0	6.1	21.0	7.5	1092.7	392.4
	874	315.4	2.01	0.64	16.9	5.4	24.2	7.7	1088.5	345.1
50 mg/kg	881	270.9	1.96	0.72	15.0	5.5	18.7	6.9	960.5	354.6
	882	294.6	1.96	0.67	16.7	5.7	13.8	4.7	1007.7	342.1
	883	270.8	2.05	0.76	19.2	7.1	22.9	8.5	1145.6	423.0
	884	264.5	1.93	0.73	12.9	4.9	13.5	5.1	1041.3	393.7
	885	317.6	2.10	0.66	19.7	6.2	16.8	5.3	1071.6	337.4
	886	298.8	2.06	0.69	18.6	6.2	22.9	7.7	1023.3	342.5
300 mg/kg	893	311.9	1.97	0.63	17.1	5.5	23.6	7.6	1054.8	338.2
	894	292.7	2.01	0.69	14.9	5.1	19.2	6.6	1041.3	355.8
	895	251.0	1.90	0.76	11.4	4.5	14.9	5.9	875.2	348.7
	896	261.0	1.91	0.73	13.9	5.3	23.1	8.9	921.6	353.1
	897	286.0	1.95	0.68	12.9	4.5	19.8	6.9	1067.1	373.1
	898	342.1	1.93	0.56	13.5	3.9	15.1	4.4	1118.2	326.9

Appendix 26 - continued Individual organ weights in juvenile female rats treated orally with 2-chlorophenol for 18 days followed by 63-day withdrawal p eriod

Group and dose	Animal No.	Lungs		Thymus		Liver		Spleen		Kidneys	
		(mg)	(mg/100gB.W.)	(mg)	(mg/100gB.W.)	(g)	(g/100gB.W.)	(mg)	(mg/100gB.W.)	(g)	(g/100gB.W.)
Control	857	1015.4	404.9	509.0	203.0	6.85	2.73	560.1	223.3	1.75	0.70
	858	1273.1	447.5	489.6	172.1	7.75	2.72	659.4	231.8	1.95	0.69
	859	1088.1	413.6	379.0	144.1	7.25	2.76	525.7	199.8	1.62	0.62
	860	1001.7	385.1	444.6	170.9	7.14	2.75	679.5	261.2	1.79	0.69
	861	1186.6	360.1	435.2	132.1	8.87	2.69	578.4	175.5	2.15	0.65
	862	1136.9	404.2	277.4	98.6	8.10	2.88	740.3	263.2	1.99	0.71
8 mg/kg	869	1210.0	439.5	435.4	158.2	8.36	3.04	604.1	219.4	1.94	0.70
	870	1245.8	446.8	408.1	146.4	7.98	2.86	682.0	244.6	1.94	0.70
	871	1111.3	373.0	550.4	184.8	8.03	2.70	622.0	208.8	1.81	0.61
	872	1107.6	374.3	360.7	121.9	7.91	2.67	684.5	231.3	1.85	0.63
	873	1216.3	436.7	372.0	133.6	7.69	2.76	615.8	221.1	2.21	0.79
	874	1121.8	355.7	424.7	134.7	8.94	2.83	658.6	208.8	1.98	0.63
50 mg/kg	881	1082.2	399.5	509.8	188.2	7.25	2.68	596.6	220.2	1.86	0.69
	882	1099.2	373.1	312.5	106.1	8.05	2.73	626.7	212.7	1.98	0.67
	883	1089.9	402.5	556.4	205.5	8.23	3.04	645.7	238.4	1.80	0.66
	884	1033.9	390.9	245.8	92.9	6.64	2.51	468.5	177.1	1.63	0.62
	885	1250.0	393.6	546.1	171.9	8.29	2.61	691.3	217.7	2.36	0.74
	886	1089.5	364.6	523.6	175.2	8.81	2.95	578.2	193.5	2.05	0.69
300 mg/kg	893	1113.1	356.9	455.1	145.9	8.11	2.60	547.8	175.6	1.88	0.60
	894	990.7	338.5	426.6	145.7	7.74	2.64	493.3	168.5	1.67	0.57
	895	1016.2	404.9	501.8	199.9	6.55	2.61	518.3	206.5	1.70	0.68
	896	977.4	374.5	400.3	153.4	7.29	2.79	572.0	219.2	1.82	0.70
	897	1126.6	393.9	442.8	154.8	7.51	2.63	543.7	190.1	1.70	0.59
	898	1239.9	362.4	484.2	141.5	8.22	2.40	660.7	193.1	2.02	0.59

Appendix 26 - continued Individual organ weights in juvenile female rats treated orally with 2-chlorophenol for 18 days followed by 63-day withdrawal p eriod

Group and dose	Animal No.	Adrenals (mg)	Adrenals (mg/100gB.W.)	Ovaries (mg)	Ovaries (mg/100gB.W.)
Control	857	81.1	32.3	80.8	32.2
	858	71.2	25.0	76.4	26.9
	859	73.8	28.1	112.8	42.9
	860	67.4	25.9	92.7	35.6
	861	62.2	18.9	97.1	29.5
	862	68.4	24.3	67.1	23.9
8 mg/kg	869	73.3	26.6	82.1	29.8
	870	84.7	30.4	89.5	32.1
	871	72.7	24.4	74.8	25.1
	872	67.3	22.7	69.0	23.3
	873	76.7	27.5	84.5	30.3
	874	80.9	25.6	109.3	34.7
50 mg/kg	881	70.5	26.0	65.0	24.0
	882	82.3	27.9	61.4	20.8
	883	70.4	26.0	86.2	31.8
	884	79.4	30.0	76.1	28.8
	885	79.2	24.9	75.4	23.7
	886	73.0	24.4	67.9	22.7
300 mg/kg	893	71.0	22.8	101.7	32.6
	894	65.7	22.4	74.7	25.5
	895	52.8	21.0	75.2	30.0
	896	61.9	23.7	81.9	31.4
	897	56.5	19.8	84.6	29.6
	898	69.5	20.3	95.4	27.9

Appendix 27 Individual organ weights in a juvenile female rat found dead during oral treatment with 2-chlorophenol for 18 days

Group and dose	Animal No.	Final body weight	Brain		Pituitary		Thyroids		Heart	
		(g)	(g)	(g/100gB.W.)	(mg)	(mg/100gB.W.)	(mg)	(mg/100gB.W.)	(mg)	(mg/100gB.W.)
300 mg/kg	887	29.3	1.14	3.89	1.6	5.5	5.7	19.5	168.9	576.5

Appendix 27- continued Individual organ weights in a juvenile female rat found dead during oral treatment with 2-chlorophenol for 18 days

Study No.49813

Group and dose	Animal No.	Lungs		Thymus		Liver		Spleen		Kidneys	
		(mg)	(mg/100gB.W.)	(mg)	(mg/100gB.W.)	(g)	(g/100gB.W.)	(mg)	(mg/100gB.W.)	(g)	(g/100gB.W.)
300 mg/kg	887	457.5	1561.4	123.6	421.8	1.29	4.40	152.9	521.8	0.37	1.26

Study No.49813

Appendix 27- continued Individual organ weights in a juvenile female rat found dead during oral treatment with 2-chlorophenol for 18 days

Group and dose	Animal No.	Adrenals		Ovaries	
		(mg)	(mg/100gB.W.)	(mg)	(mg/100gB.W.)
300 mg/kg	887	6.8	23.2	3.1	10.6

Appendix 28 Individual histopathological findings in juvenile male rats treated orally with 2-chlorophenol for 18 days

Organs and findings	Group and dose	Control						8 mg/kg					
	Animal No.	801	802	803	804	805	806	813	814	815	816	817	818
	Necropsy timing	S	S	S	S	S	S	S	S	S	S	S	S
Urinary system													
Kidney								*	*	*	*	*	*
Tubule, basophilic		-	-	-	-	-	-						
Dilatation, pelvic cavity		-	-	-	-	-	-						

Abbreviation: S, scheduled.
Grade sign: -, none; +, mild; ++, moderate; +++, marked.
*, not examined.
There are no remarkable changes in the liver, lung, thymus, spleen, heart, testis, epididymis, pituitary, thyroid, adrenal and brain in all animals of control group.

Appendix 28 - continued Individual histopathological findings in juvenile male rats treated orally with 2-chlorophenol for 18 days

Organs and findings	Group and dose	50 mg/kg						300 mg/kg					
	Animal No.	825	826	827	828	829	830	837	838	839	840	841	842
	Necropsy timing	S	S	S	S	S	S	S	S	S	S	S	S
Urinary system													
Kidney													
Tubule, basophilic		-	-	-	-	-	-	+	+	-	+	-	+
Dilatation, pelvic cavity		-	-	-	-	-	-	-	+	-	-	-	-

Abbreviation: S, scheduled.
Grade sign: -, none; +, mild; ++, moderate; +++, marked.
There are no remarkable changes in the liver, lung, thymus, spleen, heart, testis, epididymis, pituitary, thyroid, adrenal and brain in all animals of 300 mg/kg group, and in the urinary bladder in one animal of 300 mg/kg group.

Appendix 29 Individual histopathological findings in juvenile female rats treated orally with 2-chlorophenol for 18 days

Organs and findings	Group and dose	Control						8 mg/kg					
	Animal No.	851	852	853	854	855	856	863	864	865	866	867	868
	Necropsy timing	S	S	S	S	S	S	S	S	S	S	S	S
Respiratory system													
Lung								*	*	*	*	*	*
Hemorrhage		-	-	-	-	-	-						
Urinary system													
Kidney								*	*	*	*	*	*
Tubule, basophilic		-	-	-	-	-	-						

Abbreviation: S, scheduled.
Grade sign: -, none; +, mild; ++, moderate; +++, marked.
*, not examined.
There are no remarkable changes in the liver, thymus, spleen, heart, ovary, pituitary, thyroid, adrenal and brain in all animals of control group.

Study No. 49813

Appendix 29 - continued Individual histopathological findings in juvenile female rats treated orally with 2-chlorophenol for 18 days

Organs and findings	Group and dose	50 mg/kg						300 mg/kg					
	Animal No.	875	876	877	878	879	880	887	888	889	890	891	892
	Necropsy timing	S	S	S	S	S	S	D	S	S	S	S	S
Respiratory system													
Lung		*	*	*	*	*	*						
Hemorrhage								+	-	-	-	-	-
Urinary system													
Kidney													
Tubule, basophilic		-	-	-	-	-	-	+	++	+	++	+	+

Abbreviations: S, scheduled; D, dead.
Grade sign: -, none; +, mild; ++, moderate; +++, marked.
*, not examined.
There are no remarkable changes in the liver, thymus, spleen, heart, ovary, pituitary, thyroid, adrenal and brain in all animals of 300 mg/kg group.

Appendix 30 Individual histopathological findings in juvenile male rats treated orally with 2-chlorophenol for 18 days followed by 63-day withdrawal period

Organs and findings \ Group and dose	Control						8 mg/kg					
Animal No.	807	808	809	810	811	812	819	820	821	822	823	824
Necropsy timing	S	S	S	S	S	S	S	S	S	S	S	S
Urinary system												
Kidney							*	*	*	*	*	*
Mineralization, corticomedullary	-	-	-	-	-	+						

Abbreviation: S, scheduled.
Grade sign: -, none; +, mild; ++, moderate; +++, marked.
*, not examined.
There are no remarkable changes in the liver, lung, thymus, spleen, heart, testis, epididymis, pituitary, thyroid, adrenal and brain in all animals of control group.

Appendix 30 - continued Individual histopathological findings in juvenile male rats treated orally with 2-chlorophenol for 18 days followed by 63-day withdrawal period

Organs and findings	Group and dose	50 mg/kg						300 mg/kg					
	Animal No.	831	832	833	834	835	836	843	844	845	846	847	848
	Necropsy timing	S	S	S	S	S	S	S	S	S	S	S	S
Urinary system													
Kidney													
Mineralization, corticomedullary		-	-	-	-	-	-	-	-	-	-	-	-

Abbreviation: S, scheduled.
Grade sign: -, none; +, mild; ++, moderate; +++, marked.
*, not examined.
There are no remarkable changes in the liver, lung, thymus, spleen, heart, testis, epididymis, pituitary, thyroid, adrenal and brain in all animals of 300 mg/kg group.

Appendix 31 Individual histopathological findings in juvenile female rats treated orally with 2-chlorophenol for 18 days followed by 63-day withdrawal period

Organs and findings \ Group and dose	Control						8 mg/kg					
Animal No.	857	858	859	860	861	862	869	870	871	872	873	874
Necropsy timing	S	S	S	S	S	S	S	S	S	S	S	S
Urinary system												
Kidney							*	*	*	*	*	*
Mineralization, corticomedullary	-	-	+	+	-	+						

Abbreviation: S, scheduled.
Grade sign: -, none; +, mild; ++, moderate; +++, marked.
*, not examined.
There are no remarkable changes in the liver, lung, thymus, spleen, heart, ovary, pituitary, thyroid, adrenal and brain in all animals of control group.

Appendix 31 - continued Individual histopathological findings in juvenile female rats treated orally with 2-chlorophenol for 18 days followed by 63-day withdrawal period

Organs and findings	Group and dose	50 mg/kg						300 mg/kg					
	Animal No.	881	882	883	884	885	886	893	894	895	896	897	898
	Necropsy timing	S	S	S	S	S	S	S	S	S	S	S	S
Urinary system													
Kidney													
Mineralization, corticomedullary		-	+	-	+	+	-	-	+	-	-	-	+

Abbreviation: S, scheduled.
Grade sign: -, none; +, mild; ++, moderate; +++, marked.
There are no remarkable changes in the liver, lung, thymus, spleen, heart, ovary, pituitary, thyroid, adrenal and brain in all animals of 300 mg/kg group.